

PRODUCT
CATALOG

2019



ELEKTRO-PLAST



ELEKTRO-PLAST

NASIELSK

ELEKTRO-PLAST Nasielsk

is one of the largest companies in Poland specializing in the production of electrical installation equipment. The company has been operating on the electrotechnical market since 1983. Over 35 years of experience and products trusted by customers on the Polish and foreign markets, have allowed the company to create a wide range of electrical engineering.




Central Europe

IN THE COMPANY ASSORTMENT WE WILL FIND:

- modular equipment and EATON installation accessories
- ELEGANT, ECONOMIC BOX™, MERIVA™ enclosures
- industrial enclosures EP-LUX, GALANT
- enclosures with power equipment, fixed and portable (RS series)
- HERMES and AQUANT hermetic switches and sockets
- switches and sockets flush-mounted, ASTORIA, SENTIA, VOLANTE, CARLA, frame systems
- flush-mounted boxes (PRO series)
- taps and hermetic boxes
- other wiring equipment (handles, cable ties, connectors, glands, N / PE strips)






> 35 years
experience



> 300
professional stores



Modern
machine park



> 20 countries
export to over 20 countries



> 2000
products



CAD/CAM
studio





Target

Stand one of the leading manufacturer of electrical equipment in Europe and reliable business partner for all kind of distributors and fulfill all they expectations.

Global Development

Investment in design, product innovation and automated cycles production.



Innovative

We supply innovative high class products for low voltage electricity distribution and telecommunication area into residential segment and industry

Quality

The quality and reliability of our products caused trust to EPN brand across Europe

CONTAINS

ENCLOSURE

CIRCUIT PROTECTION.....	6
CASINGS SURFACE MOUNTED TYPE S IP20/IP30.....	9
ENCLOSURES MSF IP30.....	14
ENCLOSURES ECONOMIC BOX IP 40	25
ENCLOSURES GREEN BOX IP40	33
ENCLOSURES GREEN BOX IP 40	39
ENCLOSURES ELEGANT IP 40	43
ENCLOSURES EP-LUX PLUS IP 55/65	51
ENCLOSURES GALANT PLUS IP 65	57
ENCLOSURES HERMETICA IP65.....	63
POWER ENCLOSURES RS	69
POWER PLUGS AND POWER SOCKETS	82
ENCLOSURES ZK.....	87
METER BOARDS	89
ACCESSORIES TO INSTALLATION	93

JUNCTION BOXES

JUNCTION BOXES TO HOLLOW WALLS	106
JUNCTION BOXES TO HOLLOW WALLS SELF-EXTINGUISHING	108
JUNCTION BOXES PRO TO BRICK WALLS	110
JUNCTION BOXES TO BRICK WALLS.....	112
ACCESSORIES / COVERS	113
JUNCTION BOXES FLUSH MOUNTED INSTALL BOX	115
JUNCTION BOXES HERMETIC SURFACE MOUNTED	117
JUNCTION BOXES SURFACE MOUNTED EP LUX TYPE PK.....	118
JUNCTION BOXES TWO COMPONENTS	122
JUNCTION BOXES HERMETIC SERIE E SURFACE MOUNTED	123
JUNCTION BOXES SURFACE MOUNTED.....	124
JUNCTION BOXES HERMETIC CARBO BOX SURFACE MOUNTED	126
JUNCTION BOXES HERMETIC INDUSTRIAL IP65	127
ACCESSORIES ELECTRICAL CONNECTORS.....	154
TERMINAL BARS.....	156

SWITCHES AND SOCKETS HERMETIC

AQUANT	162
HERMES	174
HERMES 2	194
BERG	197

SWITCHES AND SOCKETS FLUSH MOUNTED

ASTORIA.....	208
SENTIA	218
VOLANTE	238
LORENTE.....	252
CARLA.....	262

INDEX LIST	274
------------------	-----

PICTOGRAMS DESCRIPTIONS

	DEGREE PROTECTION: THINGS AND LIQUIDES
	RESISTANCE TO KEEPING BURNING AND FIRE RESISTANCE
	VOLTAGE
	RAW MATERIAL TYPE
	UV RESISTANCE
	IMPACT RESISTANCE
	MACHINE SEALING

ENCLOSURES

- CIRCUIT PROTECTION
- CASINGS
- METER BOARDS
- POWER ENCLOSURES



ELEKTRO-PLAST

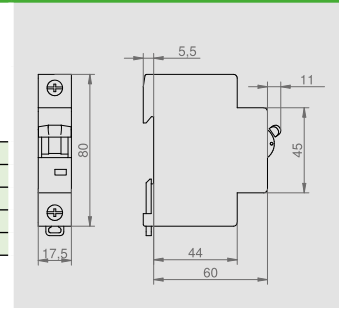
IP 20



POWER CIRCUIT BREAKERS CLS6 1-POLE CHARACTERISTIC B

Type	Rated current I_n (A)	Pack. 1 pc.	Weight kg/1 pc.	EATON number	EATON number	Pack. 1 pc.
CLS6-B6	6	12/120	0,114	269607	194001	60
CLS6-B10	10	12/120	0,112	269608	178469	60
CLS6-B16	16	12/120	0,112	270340	178470	60
CLS6-B20	20	12/120	0,113	270341	194002	60
CLS6-B25	25	12/120	0,113	270342	-	-

Rated short-circuit switching capacity 6kA
 Technical data – page 99



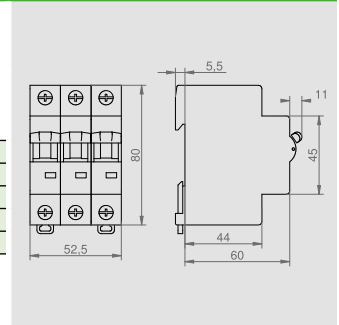
IP 20 400 V



POWER CIRCUIT BREAKERS CLS6 3-POLE CHARACTERISTIC B

Type	Rated current I_n (A)	Pack. 1 pc.	Weight kg/1 pc.	EATON number	EATON number	Pack. 1 pc.
CLS6-B10/3	10	4/40	0,32	270406	-	-
CLS6-B16/3	16	4/40	0,33	270408	178471	20
CLS6-B20/3	20	4/40	0,34	270409	194006	20
CLS6-B25/3	25	4/40	0,34	270410	194007	20
CLS6-B32/3	32	4/40	0,33	270411	194008	20

Technical data – page 99



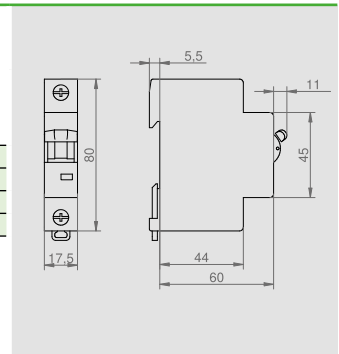
IP 20



POWER CIRCUIT BREAKERS CLS6 1-POLE CHARACTERISTIC C

Type	Rated current I_n (A)	Pack. 1 pc.	Weight kg/1 pc.	EATON number	EATON number	Pack. 1 pc.
CLS6-C10	10	12/120	0,12	270350	194004	60
CLS6-C16	16	12/120	0,12	270352	194005	60
CLS6-C20	20	12/120	0,12	270353	-	-
CLS6-C25	25	12/120	0,12	270354	-	-

Rated short-circuit switching capacity 6kA.
 Technical data – page 99



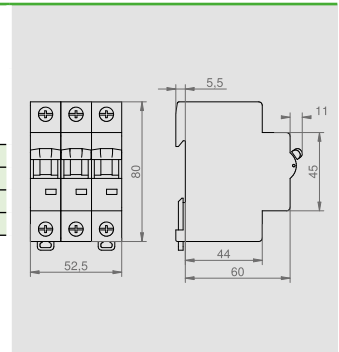
IP 20 400 V



POWER CIRCUIT BREAKERS CLS6 3-POLE CHARACTERISTIC C

Type	Rated current I_n (A)	Pack. 1 pc.	Weight kg/1 pc.	EATON number	EATON number	Pack. 1 pc.
CLS6-C16/3	16	4/40	0,3	270420	178472	20
CLS6-C20/3	20	4/40	0,3	270421	194009	20
CLS6-C25/3	25	4/40	0,3	270422	178473	20
CLS6-C32/3	32	4/40	0,3	270423	194011	20

Technical data – page 99



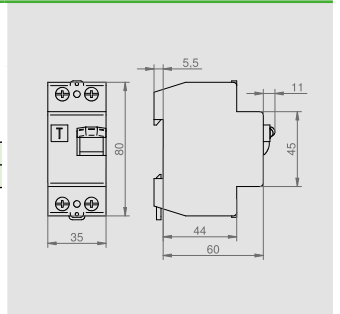
IP 20



POWER CIRCUIT BREAKERS CF16 (2-POLE TYP AC)

Type	In/ Δ In	Pack.	Weight	EATON number	EATON number	Pack.
		1 pc.	kg/1 pc.			1 pc.
CF16-25/2/0,03	25/0,03	1/30	0,2	235753	178474	30
CF16-40/2/0,03	40/0,03	1/30	0,2	235760	178475	30

Impact resistance 250A, type AC
Technical data – page 99



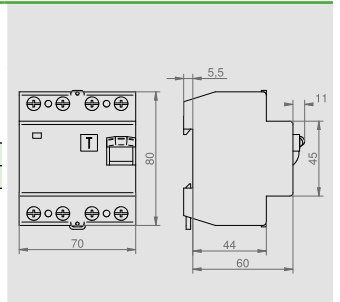
IP 20 400 V



POWER CIRCUIT BREAKERSE CF16 (4-POLE TYP AC)

Type	In/ Δ In	Pack.	Weight	EATON number	EATON number	Pack.
		1 pc.	kg/1 pc.			1 pc.
CF16-25/4/0,03	25/0,03	1/30	0,32	235776	178476	15
CF16-40/4/0,03	40/0,03	1/30	0,32	235784	178477	15

Technical data – page 99



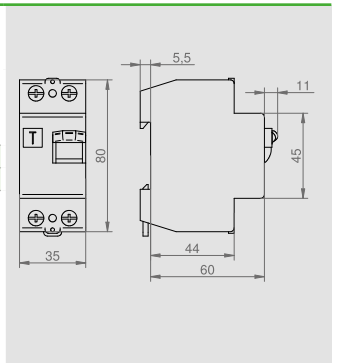
IP 20



POWER CIRCUIT BREAKERS WITH RESIDUAL CURRENT MODULE CKN6 (CHARACTERISTIC B)

Type	In/ Δ In	Pack.	Weight	EATON number	EATON number	Pack.
		1 pc.	kg/1 pc.			1 pc.
CKN6-10/1N/B/0,03	10/0,03	1/60	0,2	241094	194013	30
CKN6-16/1N/B/0,03	16/0,03	1/60	0,2	241114	178465	30

Technical data – page 99



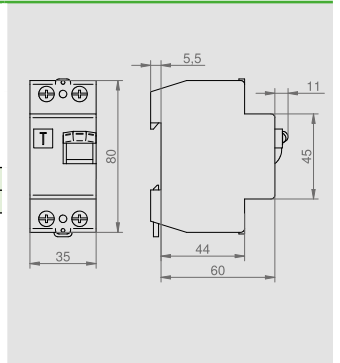
IP 20



POWER CIRCUIT BREAKERS WITH RESIDUAL CURRENT MODULE CKN6 (CHARACTERISTIC C)

Type	In/ Δ In	Pack.	Weight	EATON number	EATON number	Pack.
		1 pc.	kg/1 pc.			1 pc.
CKN6-16/1N/C/0,03	16/0,03	1/60	0,2	241174	194014	30
CKN6-20/1N/C/0,03	20/0,03	1/60	0,2	241425	-	-

Technical data – page 99



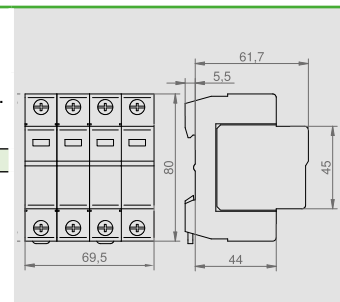
IP 20 400 V



CIRCUIT BREAKERS SPCT2 WITH REPLACEABLE CARTRIDGE – CLASS C

Type	Rated current I_n (A)	Pack.	Weight	EATON number	EATON number	Pack.
		1 pc.	kg/1 pc.			1 pc.
SPCT2-C-20/280/4	4	1/30	0,32	167596	178467	15

Technical data – page 99



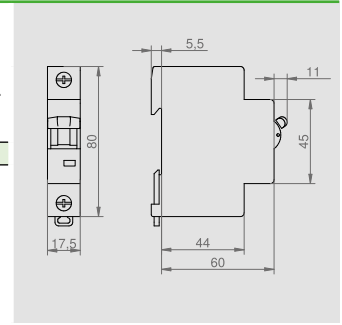
IP 20



MAIN SWITCHES IS

Type	Rated current I_n (A)	Pack.	Weight	EATON number	EATON number	Pack.
IS-100/3	100/3	1 pc.	kg/1 pc.	276284	194000	1 pc.

Technical data – page 99



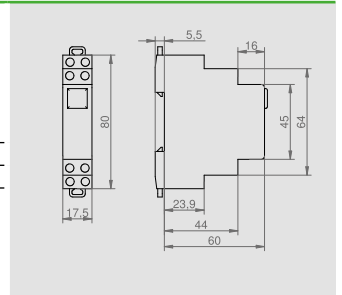
IP 20 400 V



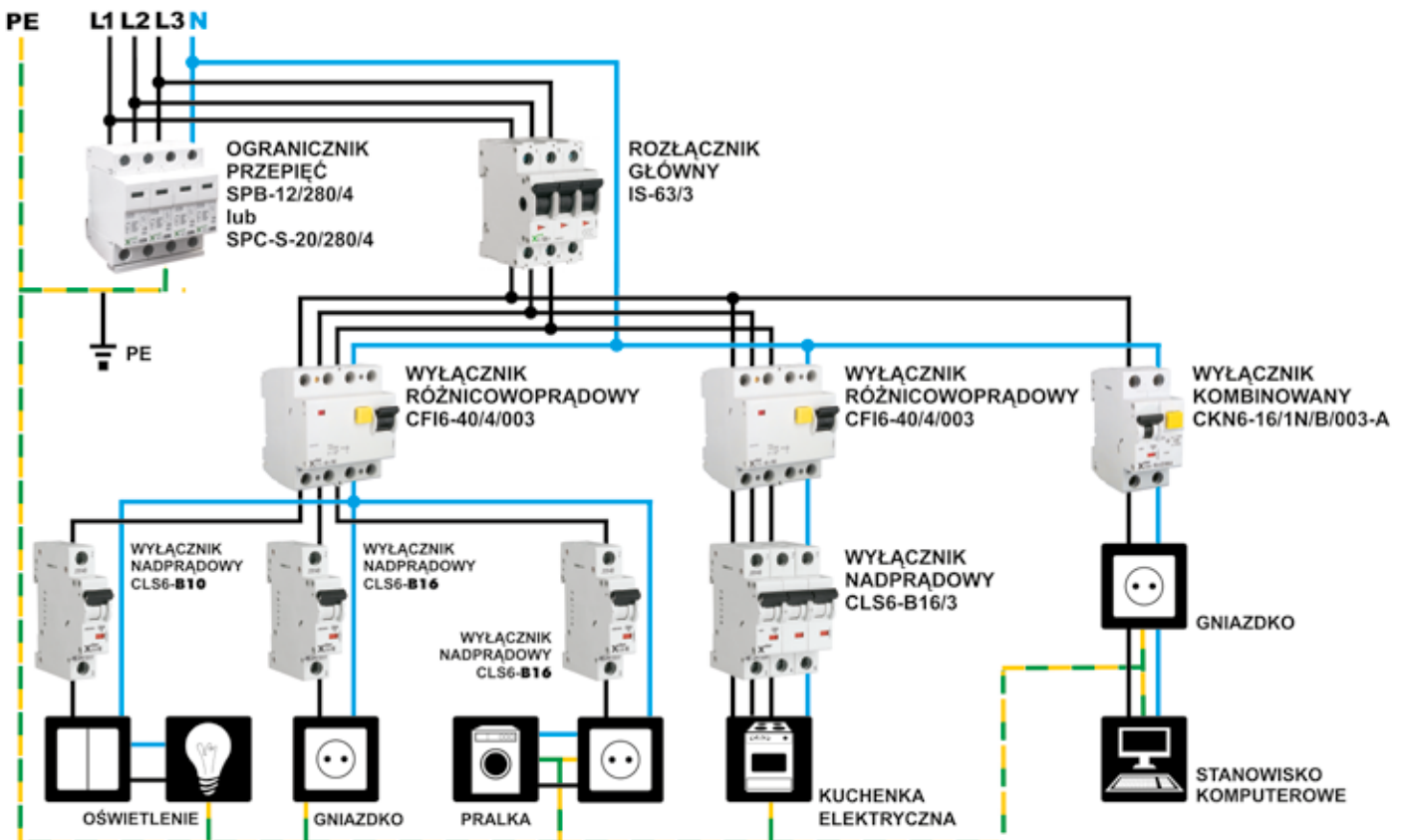
CONTROL LIGHT

Type	Color	Pack.	Weight	F&F number
LK-713K	L1 L2 L3	1 pc.	kg/1 pc.	LK-713L

The control lamp is used for optical signaling of voltage presence in individual circuit phases.



RESIDENTIAL SCHEME INSTALLATION






CASINGS **MIKRO/MINI**


CASINGS

MIKRO/MINI

Protection degree	IP 20 / IP 30
Material	PS
Impact resistance	IK 05
Thermal condition	-20°C +70°C
Thermal test	70°C
Norm	PN-EN 61439-3 PN-EN 61439-1





- protection degree IP 20 / IP 30
- protection class II
- S2, S4 MIKRO
- S2, S3, S4, S5, S6 MINI
- impact resistance IK05
- sealing possibility: casings and doors



hardened steel screws for fast and solid assembly



sealing possibility: casings and doors



weaknesses for cables at casing wall sides



protected terminal to avoid accidents

CASINGS SURFACE MOUNTED MIKRO/MINI IP20

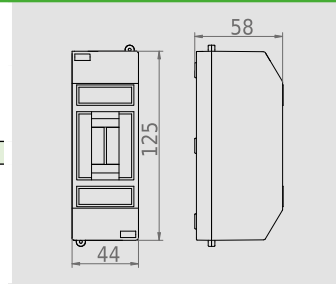
IP 30 IK 05 400 V PS



MIKRO CASINGS SURFACE MOUNTED S-2

Rows / modules	Type	Term. N	Pack. 1 pc.	Weight kg/1 pc.	Index new
1/2	S2	-	20	0,08	2342-00

Casing folded into CLICK type self-locking.
Sealing possibility casings. Snap mounting.
NORM: PN-EN 61439-3:2012, PN-EN 61439-1:2011 Dimensions: 44x125x58 mm



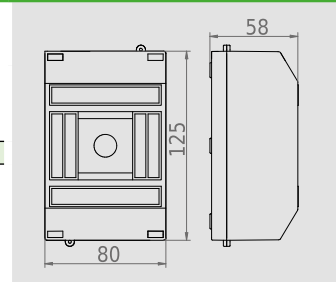
IP 30 IK 05 400 V PS



MIKRO CASINGS SURFACE MOUNTED S-4

Rows / modules	Type	Term. N	Pack. 1 pc.	Weight kg/1 pc.	Index new
1/2	S4	-	12	0,12	2344-00

Casing folded into CLICK type self-locking.
Sealing possibility casings. Snap mounting.
NORM: PN-EN 61439-3:2012, PN-EN 61439-1:2011 Dimensions: 80x125x58 mm



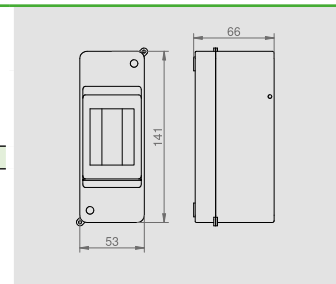
IP 20 IK 05 400 V PS



MINI CASINGS SURFACE MOUNTED TYPE S-2

Rows / modules	Type	Term. N	Pack. 1 pc.	Weight kg/1 pc.	Index new
1/2	S2	-	20	0,08	2302-00

Sealing possibility casings.
NORM: PN-EN 61439-3:2012, PN-EN 61439-1:2011 Dimensions: 53x141x66 mm



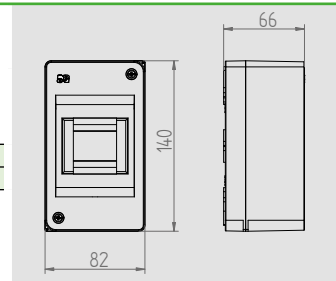
IP 20 IK 05 400 V PS



MINI CASINGS SURFACE MOUNTED TYPE S-3

Rows / modules	Type	Term. N	Pack. 1 pc.	Weight kg/1 pc.	Index new
1/3	S3	-	12	0,13	2303-00
1/3	S3	yes	12	0,13	2303-10

Sealing possibility casings.
Equipped with a N terminal 1x2,5mm²
NORM: PN-EN 61439-3:2012, PN-EN 61439-1:2011 Dimensions: 82x140x66 mm



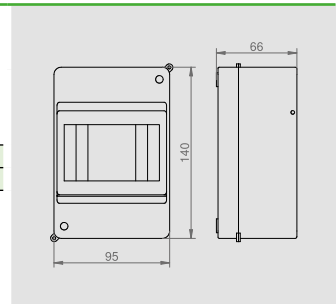
IP 20 IK 05 400 V PS



MINI CASINGS SURFACE MOUNTED TYPE S-4

Rows / modules	Type	Term. PE+N	Pack. 1 pc.	Weight kg/1 pc.	Index new
1/4	S4	-	12	0,13	2304-00
1/4	S4	yes	12	0,14	2304-10

Terminal blocks included
N 1x(4x10mm² + 1x16mm²)
PE 1x(4x10mm² + 1x16mm²)
Sealing possibility casings.
NORM: PN-EN 61439-3:2012, PN-EN 61439-1:2011 Dimensions: 95x140x66 mm



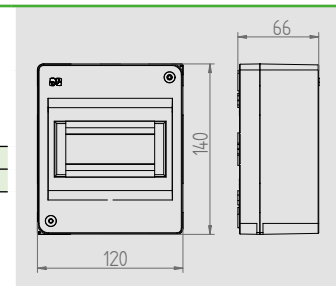
IP 20 IK 05 400 V PS



MINI CASINGS SURFACE MOUNTED TYPE S-5

Rows / modules	Type	Term. N	Pack. 1 pc.	Weight kg/1 pc.	Index new
1/5	S5	-	9	0,137	2305-00
1/5	S5	yes	9	0,140	2305-10

Terminal blocks included
Equipped with a N terminal 1x2,5mm²
Sealing possibility casings.
NORM: PN-EN 61439-3:2012, PN-EN 61439-1:2011 Dimensions: 120x140x66 mm



CASINGS SURFACE MOUNTED MIKRO/MINI IP20

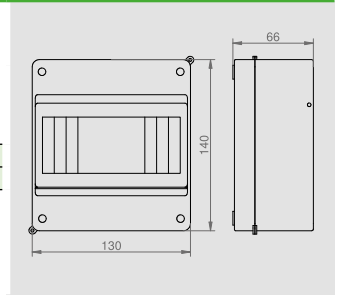
IP 20 IK 05 400 V PS



MINI CASINGS SURFACE MOUNTED S-6

Rows / modules	Type	Term. PE+N	Pack. 1 pc.	Weight kg/1 pc.	Index new
1/6	S6	yes	9	0,23	2306-00
1/6	S6	-	9	0,24	2306-10

Terminal blocks included
 N 1x(6x10mm² + 1x16mm²)
 PE 1x(6x10mm² + 1x16mm²)
 Sealing possibility casings.
 NORM: PN-EN 61439-3:2012, PN-EN 61439-1:2011 Dimensions: 130x140x66 mm



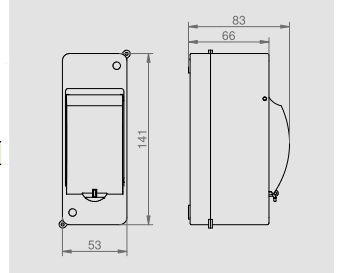
IP 30 IK 05 400 V PS



MINI CASINGS SURFACE MOUNTED S-2 WITH WINDOW

Rows / modules	Type	Glass color	Term. N	Pack. 1 pc.	Weight kg/1 pc.	Index new
1/2	S2	Transp.	-	20	0,09	2302-01

Sealing possibility: casings and doors.
 NORM: PN-EN 61439-3:2012, PN-EN 61439-1:2011 Dimensions: 53x141x83 mm



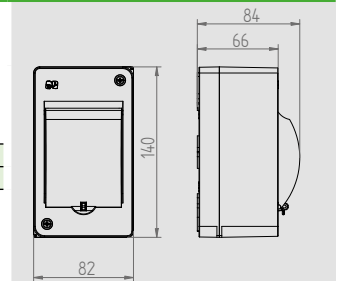
IP 30 IK 05 400 V PS



MINI CASINGS SURFACE MOUNTED S-3 WITH WINDOW

Rows / modules	Type	Glass color	Term. N	Pack. 1 pc.	Weight kg/1 pc.	Index new
1/3	S3	Transp.	-	12	0,13	2303-01
1/3	S3	Transp.	yes	12	0,14	2303-11

Sealing possibility: casings and doors.
 Equipped with a N terminal 1x2,5mm²
 NORM: PN-EN 61439-3:2012, PN-EN 61439-1:2011 Dimensions: 82x140x84mm



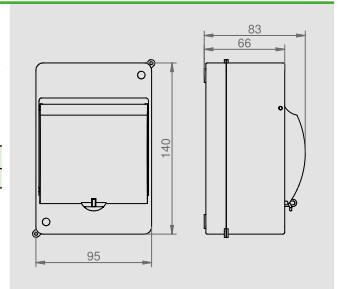
IP 30 IK 05 400 V PS



MINI CASINGS SURFACE MOUNTED S-4 WITH WINDOW

Rows / modules	Type	Glass color	Term. PE+N	Pack. 1 pc.	Weight kg/1 pc.	Index new
1/4	S4	Transp.	-	12	0,15	2304-01
1/4	S4	Transp.	yes	12	0,16	2304-11

Terminal blocks included
 N 1x(4x10mm² + 1x16mm²)
 PE 1x(4x10mm² + 1x16mm²)
 Sealing possibility: casings and doors.
 NORM: PN-EN 61439-3:2012, PN-EN 61439-1:2011 Dimensions: 195x140x83 mm



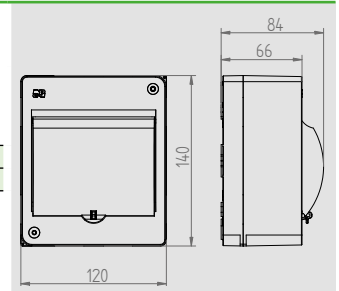
IP 30 IK 05 400 V PS



MINI CASINGS SURFACE MOUNTED S-5 WITH WINDOW

Rows / modules	Type	Glass color	Term. N	Pack. 1 pc.	Weight kg/1 pc.	Index new
1/5	S5	Transp.	-	9	0,16	2305-01
1/5	S5	Transp.	yes	9	0,17	2305-11

Sealing possibility: casings and doors.
 Equipped with a N terminal 1x2,5mm²
 NORM: PN-EN 61439-3:2012, PN-EN 61439-1:2011 Dimensions: 120x140x84 mm



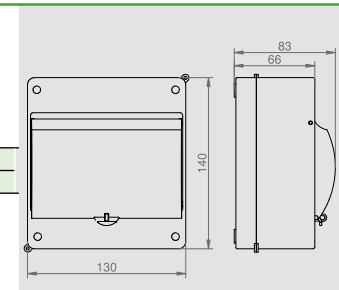
IP 30 IK 05 400 V PS



MINI CASINGS SURFACE MOUNTED S-6 WITH WINDOW

Rows / modules	Type	Glass color	Zaciski PE-N	Pack. 1 pc.	Weight kg/1 pc.	Index new
1/6	S6	Transp.	yes	9	0,28	2306-01
1/6	S6	Transp.	-	9	0,30	2306-11

Terminal blocks included
 N 1x(6x10mm² + 1x16mm²)
 PE 1x(6x10mm² + 1x16mm²)
 Sealing possibility: casings and doors.
 NORM: PN-EN 61439-3:2012, PN-EN 61439-1:2011 Dimensions: 130x140x83 mm



ENCLOSURES MSF™ WITH METAL DOOR FLUSH MOUNTED IP30



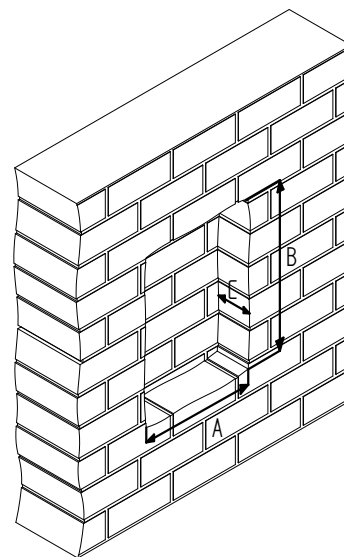
MSF patch-panel 18 ports for mod. teletechnical + cover.

ATTRIBUTES OF MSF ENCLOSURES MULTI MEDIA VERSION FOR RESIDENTIAL

- 4 sizes available (1/12 :2/24 :3/36 : 4/48)
- II class protection IP30
- flush mounted version with super flat metal doors (only 5 mm)
- assembly into hollow walls and brick walls
- possibility of joining enclosures next to electrical version one
- new rigid culvert plates for different cables diameters
- complete solution to tele-technical installation

CHARACTERISTIC OF MSF MULTI-MEDIA ENCLOSURE AS RESIDENTIAL DISTRIBUTION CENTRE:

- connection to local network and others media devices
- telephone separator for few telephones
- connection to broadband transmission (modem from internet supplier)
- suitable installation to easy crossing and services management
- structural cabling- provides higher speeds data transfer and is more stable that wireless technology



DIMENSIONS OF THE CENTER WIDTH IN THE WALL UNDER THE ENCLOSURE INSTALLATION

[mm]	1/12	2/24	3/36	4/48
A	358	358	358	358
B	329	478	603	728
C	91	91	91	91

MSF



Enclosures MSF™ with metal door flush mounted IP30

Enclosures MSF with metal door flush mounted IP30

Protection degree	IP 30
Material(door+ frame/base)	Powder coated steel / >ABS FR< ;>ABS<
Impact resistance	IK 05
Thermal condition	-20°C +70°C
Thermal test	70°C
Norm	IEC/EN 62208 IEC/EN 60670-24



With the option of extension up to 14 modules in a row.



With the option of extension up to 14 modules in a row.



With the option of extension up to 14 modules in a row.



With the option of extension up to 14 modules in a row.



With the option of extension up to 14 modules in a row.



With the option of extension up to 14 modules in a row.



With the option of extension up to 14 modules in a row.



With the option of extension up to 14 modules in a row.



- Degree protection IP 30
- super flat door only 5 mm
- since 12 to 48 mod
- rane 1 to 4 rows
- serie 12+ 2 mod
- impact resistance IK05
- MULTIMEDIA version
- weaknesses ensure precision holes cutting for cables

- coloured sections PE + N
- TS rails connected by vertical bars
- key lock option
- sealing cover possibility
- level for precision assembly
- combined horizontal/vertical
- clamp N optional

Super flat door and frame protruding above the wall 5mm, made of steel galvanized, powder coated.


latch protected cover

Orderly installation, sorting handles for connection to cable ties

fast assembly into hollow walls



Universal mounting plate micro-perforated
Index: 2000-27



Anchors coupling and leveling for mounting in the wall. Level included.



Key lock option



New rigid metal frame



Possibility of flexible utilities and cabling



New bushing plates allowing use flat wires

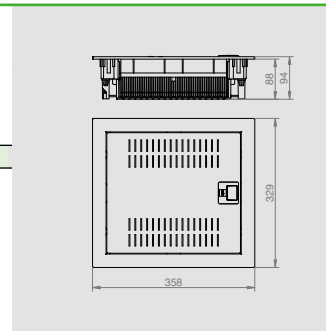
Patented UP Poland



MSF RP 1x12 MULTIMEDIA

Type	Color	Pack.	Weight	Index
MSF RP 1/14 MM	White RAL 9016	1 pc.	kg/1 pc.	2011-00

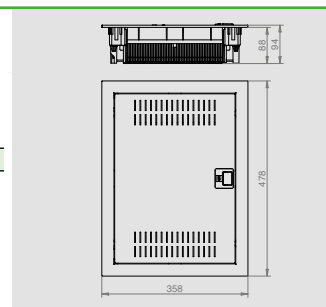
NORM: IEC/EN 62208, IEC/EN 60670-24
 Includes kit for universal installation in a wall, among others, foot metal wall, clip to connect switchgear vertically and horizontally. Socket n/t 2P+Z
 Mounting plate with holes for mounting devices tele-information.
 Super-flat steel door. Only 5 mm thickness
 Outside dimensions: 358 x 329 x 94 mm



MSF RP 2x12 MULTIMEDIA

Type	Color	Pack.	Weight	Index
MSF RP 2/28 MM	White RAL 9016	1 pc.	kg/1 pc.	2012-00

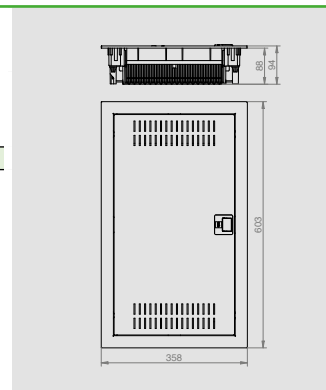
NORM: IEC/EN 62208, IEC/EN 60670-24
 Includes kit for universal installation in a wall, among others, foot metal wall, clip to connect switchgear vertically and horizontally. Socket n/t 2P+Z. Rail TS35 – 1 pc.
 Mounting plate with holes for mounting devices tele-information. – 1 pc.
 Super-flat steel door. Only 5 mm thickness
 Outside dimensions: 358 x 478 x 94 mm



MSF RP 3x12 MULTIMEDIA

Type	Color	Pack.	Weight	Index
MSF RP 3/42 MM	White RAL 9016	1 pc.	kg/1 pc.	2013-00

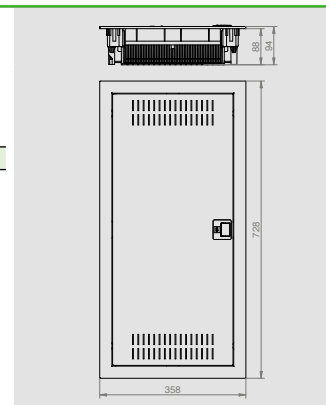
NORM: IEC/EN 62208, IEC/EN 60670-24
 Includes kit for universal installation in a wall, among others, foot metal wall, clip to connect switchgear vertically and horizontally. Socket n/t 2P+Z. Rail TS35 – 1 pc.
 Mounting plate with holes for mounting devices tele-information. – 2 szt
 Super-flat steel door. Only 5 mm thickness
 Outside dimensions: 358 x 603 x 94 mm



MSF RP 4x12 MULTIMEDIA

Type	Color	Pack.	Weight	Index
MSF RP 4/56 MM	White RAL 9016	1 pc.	kg/1 pc.	2014-00

NORM: IEC/EN 62208, IEC/EN 60670-24
 Includes kit for universal installation in a wall, among others, foot metal wall, clip to connect switchgear vertically and horizontally. Socket n/t 2P+Z. Rail TS35 – 1 szt
 Mounting plate with holes for mounting devices tele-information. – 3 szt
 Super-flat steel door. Only 5 mm thickness
 Outside dimensions: 358 x 728 x 94 mm



IP 30

400 V

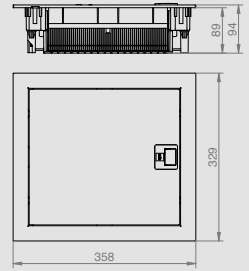
STEEL



MSF RP 1x12 IP 30 (PE+N)

Type	Color	Pack.	Weight	Index
MSF RP 1/14	White RAL 9016	1 pc.	kg/1 pc.	2001-00

Bracket with terminal equipped:
 N 1x(1x25mm² + 14 x 16(10mm²)
 PE 1x(1x25mm² + 14 x 16(10mm²) in 1 bracket
 NORM: IEC/EN 62208, IEC/EN 60670-24
 Includes kit for universal installation in a wall, among others, foot metal wall, clip to connect switchgear vertically and horizontally.
 Protection degree IP 30, rated voltage 400 V AC
 Super-flat steel door. Only 5 mm thickness
 Outside dimensions: 358 x 329 x 94 mm



IP 30

400 V

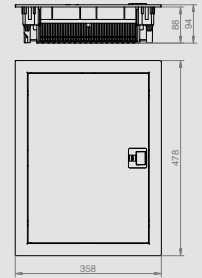
STEEL



MSF RP 2x12 IP 30 (PE+N)

Type	Color	Pack.	Weight	Index
MSF RP 2/28	White RAL 9016	1 pc.	kg/1 pc.	2002-00

Bracket with terminal equipped:
 N 1x(1x25mm² + 17 x 16(10mm²)
 PE 1x(1x25mm² + 17 x 16(10mm²) in 2 brackets
 NORM: IEC/EN 62208, IEC/EN 60670-24
 Includes kit for universal installation in a wall, among others, foot metal wall, clip to connect switchgear vertically and horizontally.
 Protection degree IP 30, rated voltage 400 V AC
 Super-flat steel door. Only 5 mm thickness
 Outside dimensions: 358 x 478 x 94 mm



IP 30

400 V

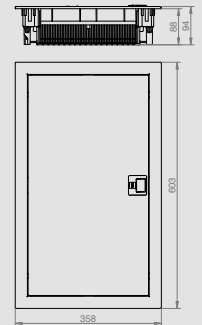
STEEL



MSF RP 3x12 IP 30 (PE+N)

Type	Color	Pack.	Weight	Index
MSF RP 3/42	White RAL 9016	1 pc.	kg/1 pc.	2003-00

Bracket with terminal equipped:
 N 1x(1x25mm² + 22 x 16(10mm²)
 PE 1x(1x25mm² + 22 x 16(10mm²) in 2 brackets
 NORM: IEC/EN 62208, IEC/EN 60670-24
 Includes kit for universal installation in a wall, among others, foot metal wall, clip to connect switchgear vertically and horizontally.
 Protection degree IP 30, rated voltage 400 V AC
 Super-flat steel door. Only 5 mm thickness
 Outside dimensions: 358 x 603 x 94 mm



IP 30

400 V

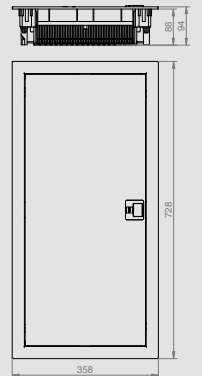
STEEL



MSF RP 4x12 IP 30 (PE+N)

Type	Color	Pack.	Weight	Index
MSF RP 4/56	White RAL 9016	1 pc.	kg/1 pc.	2004-00

Bracket with terminal equipped:
 N 1x(1x25mm² + 25 x 16(10mm²)
 PE 1x(1x25mm² + 25 x 16(10mm²) in 2 brackets
 NORM: IEC/EN 62208, IEC/EN 60670-24
 Includes kit for universal installation in a wall, among others, foot metal wall, clip to connect switchgear vertically and horizontally.
 Protection degree IP 30, rated voltage 400 V AC
 Super-flat steel door. Only 5 mm thickness
 Outside dimensions: 358 x 728 x 94 mm



IP 30

400 V

STEEL

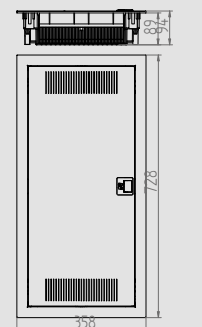


NEW

MSF TWIN RP 4x12 ELECTRIC + MULTIMEDIA

Type	Color	Pack.	Weight	Index
MSF RP 4/56 TWIN	White RAL 9016	1 pc.	kg/1 pc.	2014-10

Bracket with terminal equipped:
 N 1x(1x25mm² + 17 x 16(10mm²)
 PE 1x(1x25mm² + 17 x 16(10mm²) in 2 brackets
 NORM: IEC/EN 62208, IEC/EN 60670-24
 Includes kit for universal installation in a wall, among others, foot metal wall, clip to connect switchgear vertically and horizontally, mounting plate 2pc., socket 10A/250 1pc. Degree of protection IP 30, rated voltage 400 V AC
 Super-flat steel door. Only 5 mm thickness
 Outside dimensions: 358 x 728 x 94 mm



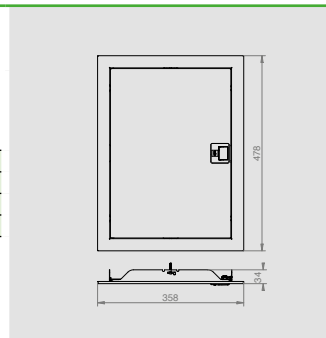


IP 30
400 V
STEEL

MSF METAL DOORS ELECTRIC FRAME COMPLETE

Type	Color	Pack.	Weight	Index
		1 pc.	kg/1 pc.	
Door 1x14 steel with frame	White RAL 9016	1	1,25	2000-01
Door 2x14 steel with frame			1,5	2000-02
Door 3x14 steel with frame			1,8	2000-03
Door 4x14 steel with frame			2,1	2000-04

NORM: IEC/EN 62208, IEC/EN 60670-24
Protection degree IP 30, rated voltage 400 V AC
Super-flat steel door.
Dimensions: 359 x 464 x 91 mm

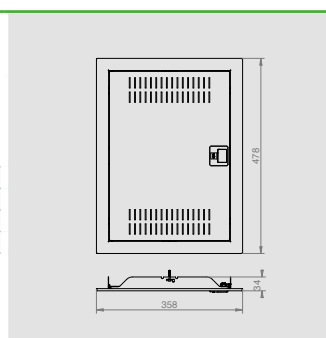


IP 30
400 V
STEEL

MSF METAL DOORS MULTIMEDIA FRAME COMPLETE

Type	Color	Pack.	Weight	Index
		1 pc.	kg/1 pc.	
Door 1x14 MULTIMEDIA steel with frame	White RAL 9016	1	1,25	2000-11
Door 2x14 MULTIMEDIA steel with frame			1,50	2000-12
Door 3x14 MULTIMEDIA steel with frame			1,78	2000-13
Door 4x14 MULTIMEDIA steel with frame			2,0	2000-14

NORM: IEC/EN 62208, IEC/EN 60670-24
Protection degree IP 30, rated voltage 400 V AC
Super-flat steel door.
Dimensions: 359 x 464 x 91 mm

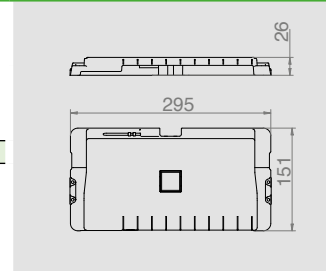


NEW

MSF PATCH-PANEL 18-PORTS STEEL + COVER

Type	Color	Pack.	Weight	Index
		1 pc.	kg/1 pc.	
Patch panel+cover	White RAL 9016	1	-	2000-48

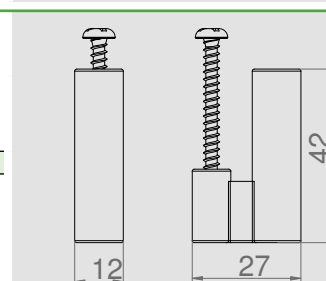
For tele-info modules.
MSF patch-panel 18 ports + cover.
Optional socket 230V, the possibility of using F-F sockets, various holes.



MSF FIXING SET FOR HOLLOW WALLS

Type	Color	Pack.	Weight	Index
		1 pc.	kg/1 pc.	
Fixing kit	White RAL 9016	1	0,03	2000-00


This kit allows installation of switchgear MSF in the walls of plasterboard.
Includes 4 pcs of brackets for mounting switchgear.



MSF DOOR LOCK METALLIC KEYS

Type	Color	Pack.	Weight	Index
		1 pc.	kg/1 pc.	
Door lock	White RAL 9016	1	0,034	2000-10

The lock used to permanently close the cabinet door unauthorized access.

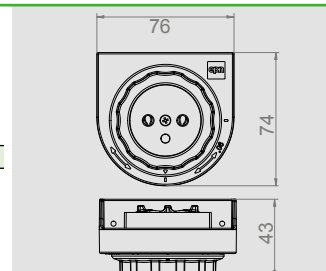


NEW

MSF ROTARY SOCKET 2P+Z 10A/250 V MULTIMEDIA

Type	Color	Pack.	Weight	Index
		1 pc.	kg/1 pc.	
GNT 2P+Z	White RAL 9003	1	0,07	2000-50

Rotary socket n/t 2P+Z 10A 250 V.
The ability to rotate 90°
Dimensions: 76x74x43mm

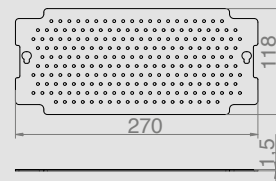




MSF MOUNTING PLATE MICRO-PERFORATED UNIVERSAL 270X124 MM MULTIMEDIA

Type	Color	Pack.	Weight	Index
Mounting plate	White RAL 9016	1 pc.	kg/1 pc. 0,3	2000-27

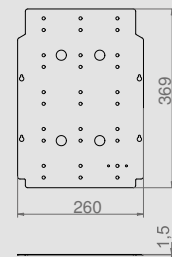
MSF mounting plate micro-perforated Universal 270x124 mm MULTIMEDIA
Mounting holes Ø 3,2 mm



MSF MOUNTING PLATE 2/28 LEVITON MULTIMEDIA

Type	Color	Pack.	Weight	Index
Mounting plate	White RAL 9016	1 pc.	kg/1 pc. 0,74	2000-28

MSF mounting plate 2/28 LEVITON MULTIMEDIA.
Mounting holes Ø 6,3 mm
Plate adapted for mounting a patch panel index: 2000-40

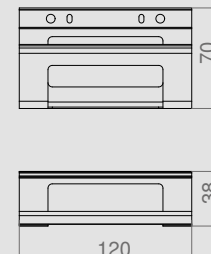


ROUTER

MSF HANDLE METAL DEVICES MULTIMEDIA

Type	Color	Pack.	Weight	Index
MSF-Uchwyt	Blue RAL 5005	1 pc.	kg/1 pc. 0,12	2000-32

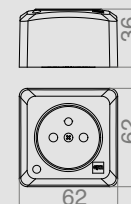
MSF handle metal devices MULTIMEDIA: router Wi-Fi, modem.
Requires the use of plates 2000-27.



MSF SOCKET N/T 2P+Z 16A MULTIMEDIA

Type	Color	Pack.	Weight	Index
GNT 2P+Z	White RAL 9016	1 pc.	kg/1 pc. 0,06	2000-33


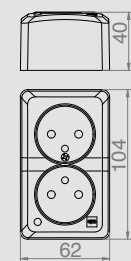
Socket n / t 2P + Z 250V for mounting two additional power supplies in interior switchgear MSF



MSF SOCKET N/T 2X2P+Z 16A MULTIMEDIA

Type	Color	Pack.	Weight	Index
GNT 2x2P+Z	White RAL 9016	1 pc.	kg/1 pc. 0,10	2000-34

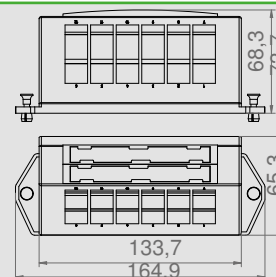
Socket n / t 2x2P + Z 250V for mounting two additional power supplies in interior switchgear MSF



PATCH PANEL 12-PORT MULTIOperator

Type	Color	Pack.	Weight	Index
12-ports	Black	1 pc.	kg/1 pc. 0,06	2000-40

Patch Panel 12-port, mounting on the mounting plate using spinek. Panel contains descriptive labels, it helps to organize installation inside the switchboard MULTIMEDIA. Easy setup and installation outlets: fiber, Computer-Internet, telephone, cable TV, audio system.
Dimensions: 167x135x65 mm





MSF PATCH-PANEL 12-PORT METAL

Type	Color	Pack.	Weigh	Index
12-port	Black RAL 9005	1	-	2000-46

Patch Panel Port 12 is made of metal, fixing the mounting plate. Easy setup and installation outlets: fiber optics, computer-Internet, telephone, cable TV, audio system. Panel for use also in a series of switchgear ECONOMIC BOX.
Dimensions: 136x75x58mm



MSF PATCH-PANEL 12-PORT EQUIPPED WITH METAL

Type	Color	Pack.	Weigh	Index
12-ports	Black RAL 9005	1	-	2000-47

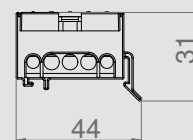
Patch Panel Port 12 is made of metal, fixing the mounting plate. Easy setup and installation outlets: fiber optics, computer-Internet, telephone, cable TV, audio system. Panel for use also in a series of switchgear ECONOMIC BOX.
Dimensions: 136x75x58mm



MSF N TERMINAL 5X10 / 16MM2 WITH THE OPTION OF MOUNTING ON TS35

Type	Color	Pack.	Weigh	Index
Clamp N	Blue RAL 5005	1	-	2000-23

N terminal 5x (+ 2x10mm² 3x16mm²) with the option of mounting on TS35.

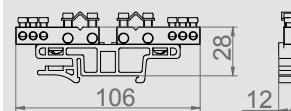


2000-06

TERMINAL TS35

Type	Color	Pack.	Weigh	Index
2 x 5 -way	Blue RAL 5005	1	-	2000-06
7-way	Blue RAL 5005	1	-	2000-07
12-way	Blue RAL 5005	1	-	2000-08

Complete terminal block anchored on TH35 rail mounting allows for additional residual current circuit



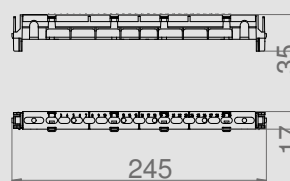
2000-06



MSF BRACKET TERMINAL BLOCKS FROM L4 TO L26.

Type	Color	Pack.	Weight	Index
Bracket	Blue RAL 5005	1	0,04	2000-22

Bracket terminal blocks from L4 to L26. Complete overlay assay autopsy.

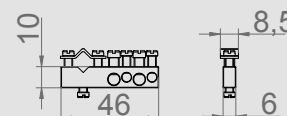


2000-16

MSF BRASS STRIP

Type	Pack.	Weigh	Index
L-5	1	-	2000-16
L-7	1	-	2000-17
L-15	1	-	2000-18
L-18	1	-	2000-19
L-23	1	-	2000-20
L-26	1	-	2000-21

Brass strip adapted for m 2000-16 mounting on a support.



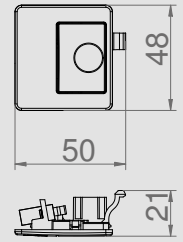
2000-16



MSF COMPLETE HANDLE WITH THE HANDLE / WITHOUT KEY

Type	Color	Pack.	Weight	Index
Handle	White RAL 9016	1 pc.	kg/1 pc.	2000-24

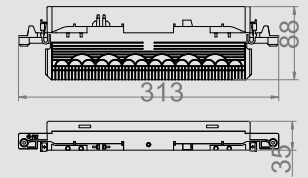
Spare part - complete handle with the handle / without key / used for destruction or loss, originally supplied with the switchgear



MSF COMPLETE GROMMET

Type	Color	Pack.	Weight	Index
Grommet	Szary RAL 9035	1 pc.	kg/1 pc.	2000-25

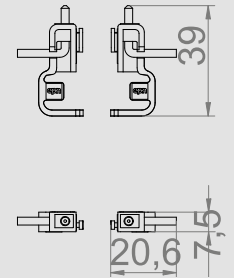
Spare part - Complete grommet with screws for entering Wiring used in casing of loss originally supplied with the switchgear



MSF HINGES WITH METAL AXLE RIGHT AND LEFT

Type	Color	Pack.	Weight	Index
MSF hinges	White RAL 9016	2	kg/1 pc.	2000-26


MSF hinges with metal axle right and left the door assembly



MSF RAIL 14 MOD TS35

Type	Color	Pack.	Weight	Index
TS 35	-	1 pc.	kg/1 pc.	2000-29

MSF rail 14 mod TS35



MSF PAW MOUNTING TO THE WALL SET. 4 PCS.

Type	Color	Pack.	Weight	Index
Paw mounting	-	4	kg/1 pc.	2000-30

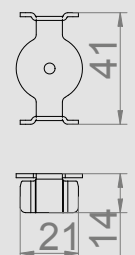
MSF paw mounting to the wall set. 4 pcs.



MSF METAL FASTENERS FOR CONNECTING SWITCHGEAR 2PCS.

Type	Color	Pack.	Weight	Index
MSF fasteners	-	2	kg/1 pc.	2000-31

Metal fasteners for connecting switchgear MSF vertically or horizontally

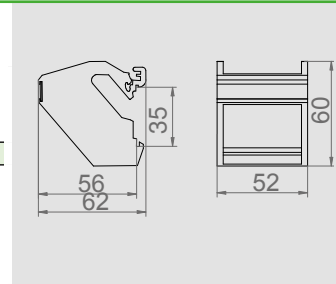




MSF ADAPTER FOR TS35 SOCKETS FOR (45X45) ON 2-MOD MULTIMEDIA

Type	Color	Pack.	Weight	Index
MSF Adapter	White RAL 9016	1 pc.	kg/1 pc.	2000-36


Adapter for DIN sockets 2M 22,5x45 (45x45) and computer power



MSF ADAPTER FOR TS35 SOCKETS FOR (45X45) ON 2-MOD MULTIMEDIA

Type	Color	Pack.	Weight	Index
MSF 2P+Z	White RAL 9016	1	0,03	2000-42

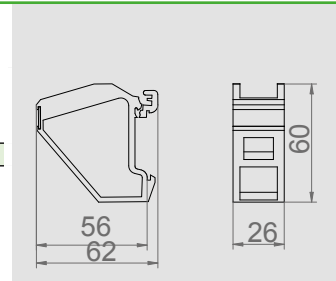
Adapter for DIN sockets 2M 22,5x45 (45x45) and computer power



MSF ADAPTER SLOTS TELEINF 1-MOD 22,5X45 MM KEYSTONE JACKS TYPE MULTIMEDIA

Type	Color	Pack.	Weight	Index
MSF Adapter	White RAL 9016	1 pc.	kg/1 pc.	2000-37

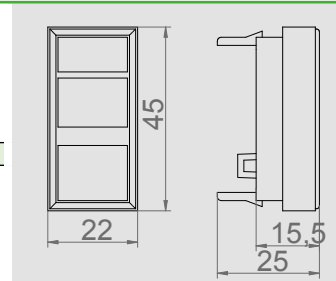
MSF adapter slots keystone jacks



MSF ADAPTER SLOTS TELEINF 1-MOD 22,5X45 MM KEYSTONE JACKS TYPE MULTIMEDIA

Type	Color	Pack.	Weight	Index
MSF Adapter	White RAL 9016	1	0,008	2000-38

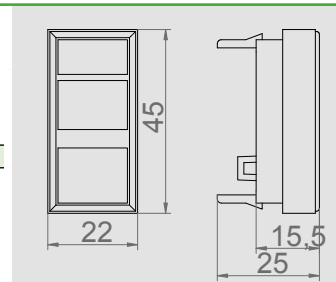
1-mod adapter straight 22,5x45mm for 1xRJ45 or 1xRJ 12



MSF ADAPTER SLOTS TELEINF 1-MOD 22,5X45 MM FOR RJ45 CAT 6A TOOLING. TYPE MULTIMEDIA

Type	Color	Pack.	Weight	Index
MSF Adapter	White RAL 9016	1	0,008	2000-39

1-mod adapter straight 22,5x45mm for 1xRJ45 or 1xRJ 12 for socets cat. 6A tooling




Residential/investment enclosures



economic™
BOX

Enclosures surface mounted ECONOMIC BOX IP40

Protection degree	IP 40
Material Door/Casing	ABS / PS
Impact resistance	IK 05
Thermal condition	-20°C +70°C
Thermal test	70°C
Norm	PN-EN 61439-3:2012, PN-EN 61439-1:2011, IEC/EN 60670-24



- Degree protection IP 40
- protection class II
- range 1 to 3 row
- 6, 8, 12, 24, 36 – mod.

- standard included terminal bars PE + N
- 2 colours doors available
- key lock option



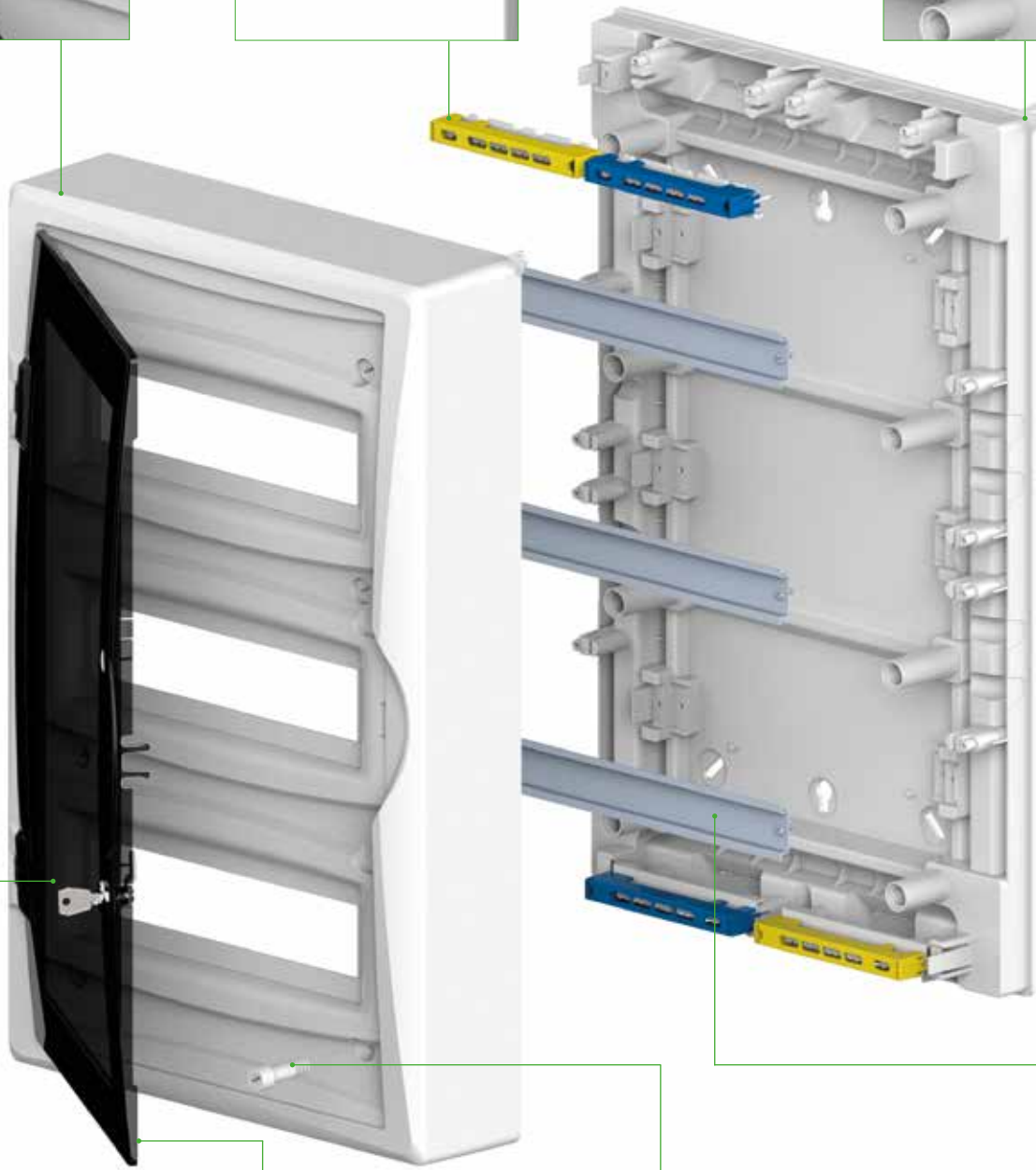
Casing white color RAL 9003




Terminal bars PE+N included



Sealing option



Key lock option



Transparent door or door the same colour as casing



New screw



New metal rail TS since 12mod

ENCLOSURES SURFACE MOUNTED ECONOMIC BOX IP40

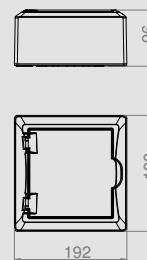
IP 40 IK 05 400 V PS



ECONOMIC BOX™ RN 1x6 IP 40 (PE+N)

Rows / modules	Type	Doors color	Term. PE+N	Pack.	Weight	Index old	Index new
1x6	RN 1x6	White	yes	1 pc.	kg/1 pc.	0606-00	2501-00
1x6	RN 1x6	Transp.	yes	1	0,3	0606-01	2501-01

Protection degree IP 40, rated voltage 400V
Terminal blocks included
N 1x(3x10 mm² + 2x16 mm²)
PE 1x(3x10 mm² + 2x16 mm²)
NORM: PN-EN 61439-3:2012, PN-EN 61439-1:2011
Dimensions: 192x198x96 mm



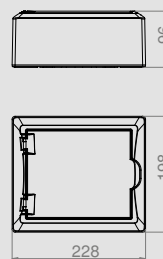
IP 40 IK 05 400 V PS



ECONOMIC BOX™ RN 1x8 IP 40 (PE+N)

Rows / modules	Type	Doors color	Term. PE+N	Pack.	Weight	Index old	Index new
1x8	RN 1x8	White	yes	1 pc.	kg/1 pc.	0614-00	2502-00
1x8	RN 1x8	Transp.	yes	1	0,45	0614-01	2502-01

Protection degree IP 40, rated voltage 400V
Terminal blocks included
N 1x(5x10 mm² + 2x16 mm²)
PE 1x(5x10 mm² + 2x16 mm²)
NORM: PN-EN 61439-3:2012, PN-EN 61439-1:2011
Dimensions: 228x198x96 mm



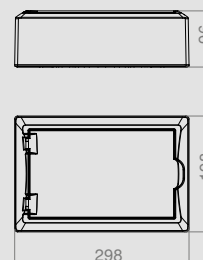
IP 40 IK 05 400 V PS



ECONOMIC BOX™ RN 1x12 IP 40 (PE+N)

Rows / modules	Type	Doors color	Term. PE+N	Pack.	Weight	Index old	Index new
1x12	RN 1x12	White	yes	1 pc.	kg/1 pc.	0640-00	2503-00
1x12	RN 1x12	Transp.	yes	1	0,76	0640-01	2503-01

Protection degree IP 40, rated voltage 400V
Terminal blocks included
N 1x(3x10 mm² + 6x16 mm²)
PE 1x(3x10 mm² + 6x16 mm²)
NORM: PN-EN 61439-3:2012, PN-EN 61439-1:2011
Dimensions: 298x198x96 mm



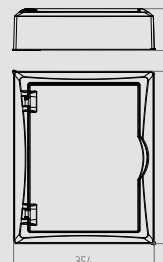
IP 40 IK 05 400 V PS



ECONOMIC BOX™ RN 2x12 IP 40 (PE+N)

Rows / modules	Type	Doors color	Term. PE+N	Pack.	Weight	Index old	Index new
2x12	RN 2x12	White	yes	1 pc.	kg/1 pc.	0608-00	2505-00
2x12	RN 2x12	Transp.	yes	1	2,00	0608-01	2505-01

Protection degree IP 40, rated voltage 400V
Terminal blocks included
N 2x(3x10 mm² + 6x16 mm²)
PE 1x(3x10 mm² + 6x16 mm²)
NORM: PN-EN 61439-3:2012, PN-EN 61439-1:2011
Dimensions: 354x434x105 mm



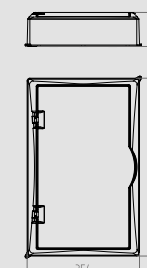
IP 40 IK 05 400 V PS



ECONOMIC BOX™ RN 3x12 IP 40 (PE+N)

Rows / modules	Type	Doors color	Term. PE+N	Pack.	Weight	Index old	Index new
3x12	RN 3x12	White	yes	1 pc.	kg/1 pc.	0610-00	2506-00
3x12	RN 3x12	Transp.	yes	1	3,0	0610-01	2506-01

Protection degree IP 40, rated voltage 400V
Terminal blocks included
N 2x(3x10 mm² + 6x16 mm²)
PE 2x(3x10 mm² + 6x16 mm²)
NORM: PN-EN 61439-3:2012, PN-EN 61439-1:2011
Dimensions: 354x560x107 mm



ENCLOSURES MULTI-MEDIA ECONOMIC BOX IP40

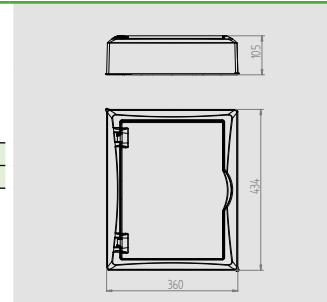
IP 40 IK 05 400 V PS



ECONOMIC BOX™ MULTIMEDIA RN 2x12

Type	Color Door	Pack.	Weight	Index
RN 2/24	White	1 pc.	kg/1 pc.	new
RN 2/24	Transp.	1	2	2505-20
RN 2/24	Transp.	1	2	2505-21

Protection degree IP 40, napięcie znamionowe 400V
It includes socket 2P+Z 16A/250V NORM: PN-IEC-60884-1,
rail TS 35 – 1pc,
mounting plate with holes for mounting devices: NORM:IEC/EN 60670-24
Dimensions: 360x434x105 mm



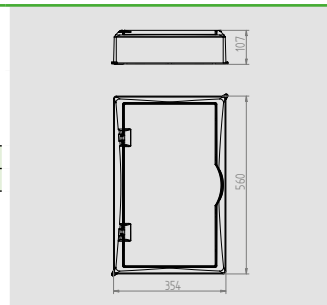
IP 40 IK 05 400 V PS



ECONOMIC BOX™ MULTIMEDIA RN 3x12

Type	Color Door	Pack.	Weight	Index
RN 3/36	White	1 pc.	kg/1 pc.	new
RN 3/36	Transp.	1	3	2506-20
RN 3/36	Transp.	1	3	2506-21

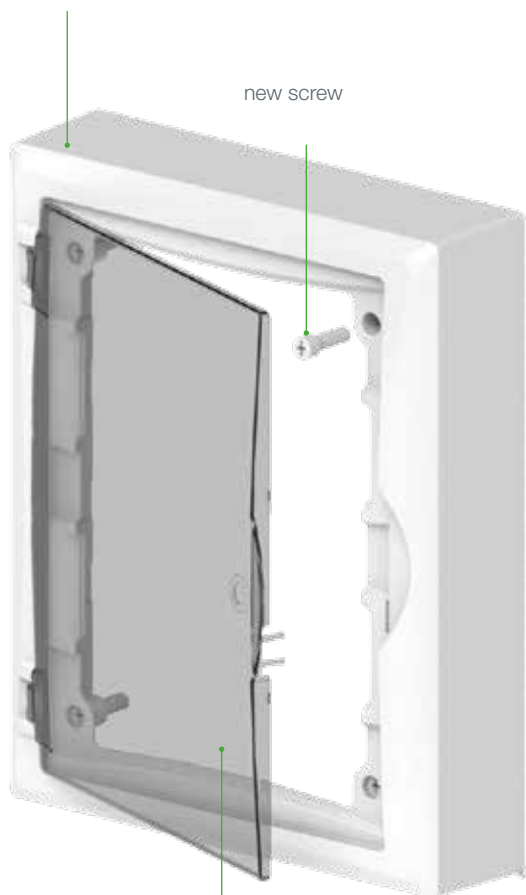
Protection degree IP 40, napięcie znamionowe 400V
It includes socket 2P+Z 16A/250V NORM: PN-IEC-60884-1,
rail TS 35 – 1pc,
mounting plate with holes for mounting devices: NORM:IEC/EN 60670-24
Dimensions: 354x560x107 mm




new patch panel in standard version
Index: 2000-46

Casing white color RAL 9003

new screw



Transparent door or door the same colour as casing



mounting plate microperforated
Index: 2000-27

Sealing option

ENCLOSURES SURFACE MOUNTED ECONOMIC BOX IP40

Protection degree	IP 40
Material Door/Cover/Base	PC/PS/PP FR
Impact resistance	IK 05
Thermal condition	-20°C +70°C
Thermal test	70°C
Norm	PN-EN 61439-3:2012, PN-EN 61439-1:2011, IEC/EN 60670-24



- Degree protection IP 40
- protection class II
- range 1 to 3 rows
- 6, 8, 12, 24, 36 – mod.
- standard included terminal bars PE + N
- 2 colours doors available
- modern design
- key lock option

ENCLOSURES SURFACE MOUNTED ECONOMIC BOX IP40

Casing white color RAL 9003



Hardened steel screws for fast and solid assembly



Terminals bars PE+E



Rigid casing flush mounted version



Key lock option



Doors color Transp.



Metal TS rail

ENCLOSURES SURFACE MOUNTED ECONOMIC BOX IP40

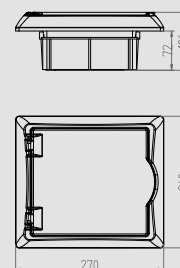
IP 40 IK 05 400 V PS



ECONOMIC BOX™ RP 1x6 IP 40 (PE+N)

Rows / modules	Type	Color Door	Term. PE+N	Pack.	Weight	Index old	Index new
1/6	RP 1x6	White*	yes	1	0,6	0680-00	2511-00
1/6	RP 1x6	Transp.	yes	1	0,6	0680-01	2511-01

Protection degree IP 40, rated voltage 400V
Terminal blocks included
N 1x(3x10 mm² + 2x16 mm²)
PE 1x(3x10 mm² + 2x16 mm²)
NORM: PN-EN 61439-3:2012, PN-EN 61439-1:2011
Dimensions: 270x240x106 mm



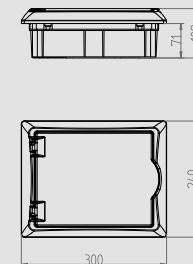
IP 40 IK 05 400 V PS



ECONOMIC BOX™ RP 1x8 IP 40 (PE+N)

Rows / modules	Type	Color Door	Term. PE+N	Pack.	Weight	Index old	Index new
1/8	RP 1x8	White*	yes	1	0,7	0681-00	2512-00
1/8	RP 1x8	Transp.	yes	1	0,7	0681-01	2512-01

Protection degree IP 40, rated voltage 400V
Terminal blocks included
N 1x(5x10 mm² + 2x16 mm²)
PE 1x(5x10 mm² + 2x16 mm²)
NORM: PN-EN 61439-3:2012, PN-EN 61439-1:2011
Dimensions: 300x240x102 mm



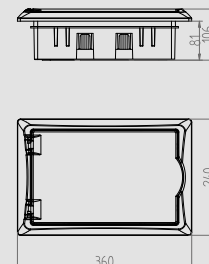
IP 40 IK 05 400 V PS



ECONOMIC BOX™ RP 1x12 IP 40 (PE+N)

Rows / modules	Type	Color Door	Term. PE+N	Pack.	Weight	Index old	Index new
1/12	RP 1x12	White*	yes	1	1,1	0682-00	2513-00
1/12	RP 1x12	Transp.	yes	1	1,1	0682-01	2513-01

Protection degree IP 40, rated voltage 400V
Terminal blocks included
N 1x(7x10 mm² + 2x16 mm²)
PE 1x(7x10 mm² + 2x16 mm²)
NORM: PN-EN 61439-3:2012, PN-EN 61439-1:2011
Dimensions: 360x240x106 mm



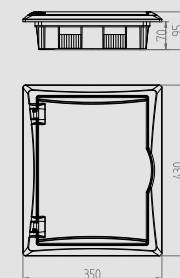
IP 40 IK 05 400 V PS



ECONOMIC BOX™ RP 2x12 IP 40 (PE+N)

Rows / modules	Type	Color Door	Term. PE+N	Pack.	Weight	Index old	Index new
2/12	RP 2x12	White	yes	1	1,6	0684-00	2515-00
2/12	RP 2x12	Transp.	yes	1	1,6	0684-01	2515-01

Protection degree IP 40, rated voltage 400V
Terminal blocks included
N 2x(7x10 mm² + 2x16 mm²)
PE 1x(7x10 mm² + 2x16 mm²)
NORM: PN-EN 61439-3:2012, PN-EN 61439-1:2011
Dimensions: 350x430x95 mm



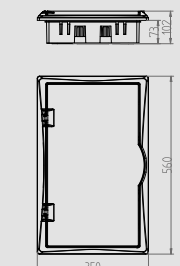
IP 40 IK 05 400 V PS



ECONOMIC BOX™ RP 3x12 IP 40 (PE+N)

Rows / modules	Type	Color Door	Term. PE+N	Pack.	Weight	Index old	Index new
3/12	RP 3x12	White	yes	1	2,4	0685-00	2516-00
3/12	RP 3x12	Transp.	yes	1	2,4	0685-01	2516-01

Protection degree IP 40, rated voltage 400V
Terminal blocks included
N 2x(7x10 mm² + 2x16 mm²)
PE 2x(7x10 mm² + 2x16 mm²)
NORM: PN-EN 61439-3:2012, PN-EN 61439-1:2011
Dimensions: 350x560x102 mm



NEW



Developer type enclosures
MERIVA™ IP 40

Protection degree	IP 40
Material Door/Obudowa	ABS
Impact resistance	IK 08
Thermal condition	-20°C +70°C
Thermal test	70°C
Norm	PN-EN 61439-3:2012, PN-EN 61439-1:2011



MERIVA™

Enclosures multi-media and electrical version plastic made

- residential enclosures electrical and multi-media version plastic made
- made high quality ABS
- degree protection IP 40
- protection class II
- color RAL 9003 (White)
- terminal bars PE + N into support
- surface and flush mounted version
- 2 and 3 row version (2x24,3x36 mod)
- 12 mod serie
- universal left/right door
- door colour the same as enclosure

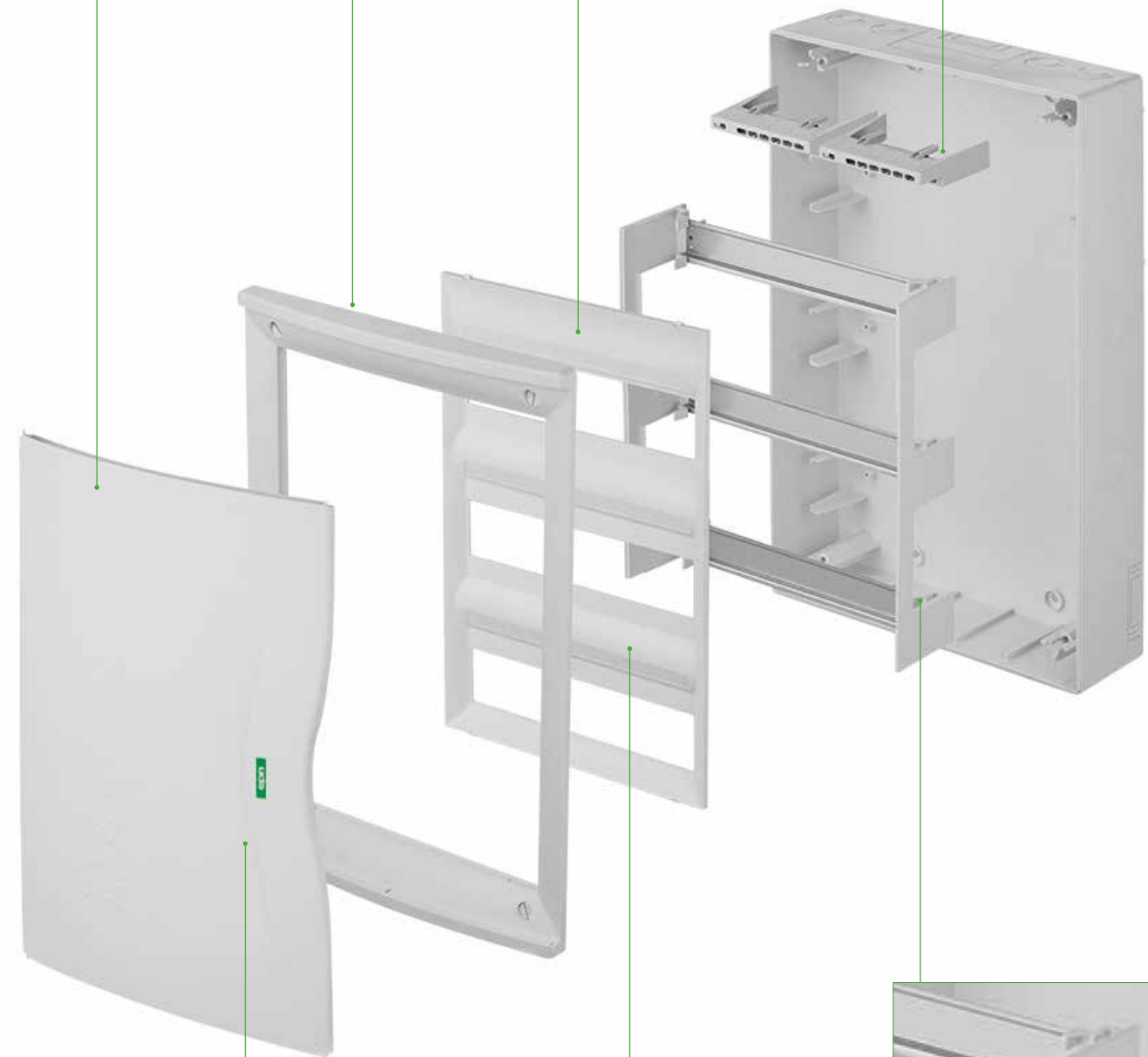


door colour the same as casing
colour White RAL 9003

screw

unified upper cover inside

terminal bars PE+N into
support as optional solution



universal left /right doors

place for MCB's descriptions

assembly kit TH DIN rail system

MERIVA IP40 SURFACE MOUNTED

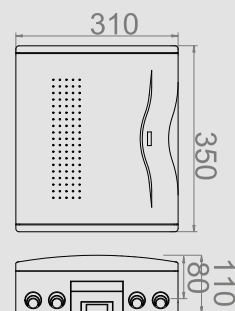
IP
40
IK
08
400
V



MERIVA RN 2x24 IP 40

Rows / modules	Type	Doors color	Term. PE+N	Pack. 1 pc.	Weight kg/1 pc.	Index
2/24	RN 2/24	White		1	2,00	3605-00

Protection degree IP 40, rated voltage 400V, II protection class
 Additional option:
 Terminal bars PE + N into support
 N/PE 1x(6x10 mm² + 8x16 mm²)
 NORM: PN-EN 61439-3
 Dimensions: 350 x 310 x 110 mm



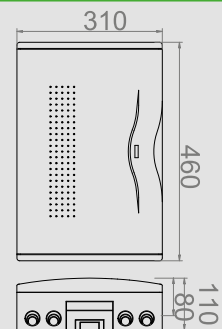
IP
40
IK
08
400
V



MERIVA RN 3x36 IP 40

Rows / modules	Type	Doors color	Term. PE+N	Pack. 1 pc.	Weight kg/1 pc.	Index
3/36	RN 3/36	White		1	2,80	3606-00

Protection degree IP 40, rated voltage 400V, II protection class
 Additional option:
 Terminal bars PE + N into support
 N/PE 1x(6x10 mm² + 8x16 mm²)
 NORM: PN-EN 61439-3
 Dimensions: 460 x 310 x 110 mm



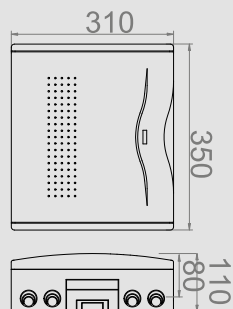
IP
40
IK
08
400
V



MERIVA RN 2x24 MULTIMEDIA

Rows / modules	Type	Doors color	Term. PE+N	Pack. 1 pc.	Weight kg/1 pc.	Index
2/24	RN 2/24	White		1	2,00	3605-20

Protection degree IP 40, rated voltage 400V.
 NORM: PN-EN 61439-3
 Dimensions: 350 x 310 x 110 mm



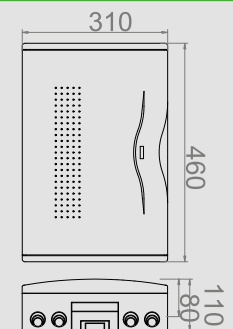
IP
40
IK
08
400
V



MERIVA RN 3x36 MULTIMEDIA

Rows / modules	Type	Doors color	Term. PE+N	Pack. 1 pc.	Weight kg/1 pc.	Index
3/36	RN 3/36	White		1	3,00	3606-20

Protection degree IP 40, rated voltage 400V.
 NORM: PN-EN 61439-3
 Dimensions: 460 x 310 x 110 mm



MERIVA IP40 SURFACE MOUNTED

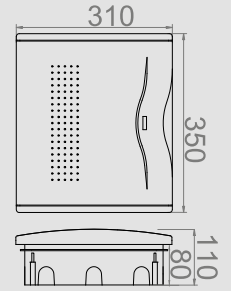
IP
40
IK
08
400
V



MERIVA RP 2x24 IP 40

Rows / modules	Type	Doors color	Term. PE+N	Pack. 1 pc.	Weight kg/1 pc.	Index
2/24	RP 2/24	White		1	2,00	3615-00

Protection degree IP 40, rated voltage 400V, II protection class
 Additional option:
 Terminal bars PE + N into support
 N/PE 1x(6x10 mm² + 8x16 mm²)
 NORM: PN-EN 61439-3
 Dimensions: 350 x 310 x 110 mm



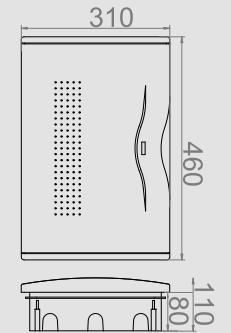
IP
40
IK
08
400
V



MERIVA RP 3x36 IP 40

Rows / modules	Type	Doors color	Term. PE+N	Pack. 1 pc.	Weight kg/1 pc.	Index
3/36	RP 3/36	White		1	2,80	3616-00

Protection degree IP 40, rated voltage 400V, II protection class
 Additional option:
 Terminal bars PE + N into support
 N/PE 1x(6x10 mm² + 8x16 mm²)
 NORM: PN-EN 61439-3
 Dimensions: 460 x 310 x 110 mm



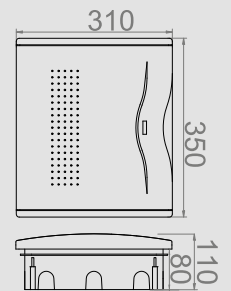
IP
40
IK
08
400
V



MERIVA RP 2x24 MULTIMEDIA

Rows / modules	Type	Doors color	Term. PE+N	Pack. 1 pc.	Weight kg/1 pc.	Index
2/24	RP 2/24	White		1	2,00	3615-20

Protection degree IP 40, rated voltage 400V.
 NORM: PN-EN 61439-3
 Dimensions: 350 x 310 x 110 mm



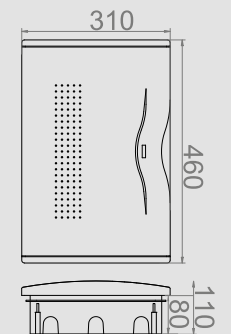
IP
40
IK
08
400
V



MERIVA RP 3x36 MULTIMEDIA

Rows / modules	Type	Doors color	Term. PE+N	Pack. 1 pc.	Weight kg/1 pc.	Index
3/36	RP 3/36	White		1	3,00	3616-20

Protection degree IP 40, rated voltage 400V.
 NORM: PN-EN 61439-3
 Dimensions: 460 x 310 x 110 mm



MERIVA ENCLOSURE ACCESSORIES

IP 40 IK 08 400 V



MERIVA BRACKET WITH A TERMINAL BLOCK

Rows / modules	Type	Doors color	Term. PE+N	Pack.	Weight	Index
-		-		1 pc.	kg/1 pc.	3600-10

Rated voltage 400V, II protection class
NORM: PN-EN 61439-3
1x(6x10 mm² + 8x16 mm²)

IP 40 IK 08 400 V



TERMINAL BLOCK L-14 BRASS

Rows / modules	Type	Doors color	Term. PE+N	Pack.	Weight	Index
-		-		1 pc.	kg/1 pc.	3600-11

Rated voltage 400V.
NORM: PN-EN 61439-3
1x(6x10 mm² + 8x16 mm²)

IP 40 IK 08 400 V



MERIVA BRACKET WITHOUT A TERMINAL BLOCK

Rows / modules	Type	Doors color	Term. PE+N	Pack.	Weight	Index
-		-		1 pc.	kg/1 pc.	3600-12

Rated voltage 400V, II protection class
NORM: PN-EN 61439-3



MERIVA SOCKET 45X45 16A/250V

Rows / modules	Type	Doors color	Term. PE+N	Pack.	Weight	Index
-		-		1 pc.	kg/1 pc.	2000-42

Socket 45x45 2P+Z 16A/250V white.
Socket for patch-panel MERIVA.



MERIVA PATCH - PANEL MULTIMEDIA 12-PORT STEEL

Rows / modules	Type	Doors color	Term. PE+N	Pack.	Weight	Index
-	12-port	-		1 pc.	kg/1 pc.	3600-46

Steel panel
Dimensions: 276x164x1,5 mm



MERIVA MOUNTING PLATE PERFORATED

Rows / modules	Type	Doors color	Term. PE+N	Pack.	Weight	Index
-		-		1 pc.	kg/1 pc.	3600-27

Steel panel
Dimensions: 234x225x1,5 mm



Enclosures
GREEN BOX IP 40

Enclosures **GREEN BOX IP 40**

Protection degree	IP 40
Material Door/Pokrywa/Podstawa	PC/PS
Impact resistance	IK 05
Thermal condition	-20°C +70°C
Thermal test	70°C
Norm	PN-EN 61439-3:2012 PN-EN 61439-1:2011



- degree protection IP 40
- protection class II
- till 22 mod in row
- 6, 8+2, 12+2, 14+2, 20+2 – mod.
- standard included terminal bars PE + N
- doors colours available:
 - white
 - transparent smoked
 - transparent green



Terminal bar PE+N

til 22 mod into row



3 colours doors available:
- White
- transp. green
- transp.



TS 35 rail

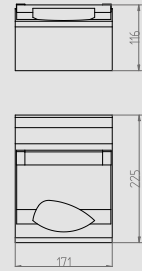
IP 40 IK 05 400 V PS



GREEN BOX RN 1x6 IP 40 (PE+N)

Rows / modules	Type	Doors color	Term. PE+N	Pack. 1 pc.	Weight kg/1 pc.	Index old	Index new
1/6	RN 1/6	White	yes	1	0,5	0688-00	2351-00
1/6	RN 1/6	transp. green	yes	1	0,5	0688-01	2351-02
1/6	RN 1/6	transp. smoked	yes	1	0,5	0688-02	2351-01

Protection degree IP 40, rated voltage 400V, II protection class
Terminal blocks included
N 1x(3x10mm² + 2x16mm²)
PE 1x(3x10mm² + 2x16mm²)
NORM: PN-EN 61439-3:2012, PN-EN 61439-1:2011
Dimensions: 171x225x116 mm



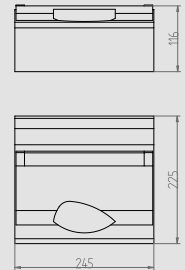
IP 40 IK 05 400 V PS



GREEN BOX RN 1x8+2 IP 40 (PE+N)

Rows / modules	Type	Doors color	Term. PE+N	Pack. 1 pc.	Weight kg/1 pc.	Index old	Index new
1/8+2	RN 1/8+2	White	yes	1	0,7	0689-00	2352-00
1/8+2	RN 1/8+2	transp. green	yes	1	0,7	0689-01	2352-02
1/8+2	RN 1/8+2	transp. smoked	yes	1	0,7	0689-02	2352-01

Protection degree IP 40, rated voltage 400V, II protection class
Terminal blocks included
N 1x(5x10mm² + 2x16mm²)
PE 1x(5x10mm² + 2x16mm²)
NORM: PN-EN 61439-3:2012, PN-EN 61439-1:2011
Dimensions: 245x225x116 mm



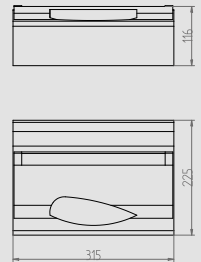
IP 40 IK 05 400 V PS



GREEN BOX RN 1x12+2 IP 40 (PE+N)

Rows / modules	Type	Doors color	Term. PE+N	Pack. 1 pc.	Weight kg/1 pc.	Index old	Index new
1/12+2	RN 1/12+2	White	yes	1	1,0	0690-00	2353-00
1/12+2	RN 1/12+2	transp. green	yes	1	1,0	0690-01	2353-02
1/12+2	RN 1/12+2	transp. smoked	yes	1	1,0	0690-02	2353-01

Protection degree IP 40, rated voltage 400V, II protection class
Terminal blocks included
N 1x(7x10mm² + 2x16mm²)
PE 1x(7x10mm² + 2x16mm²)
NORM: PN-EN 61439-3:2012, PN-EN 61439-1:2011
Dimensions: 315x225x116 mm



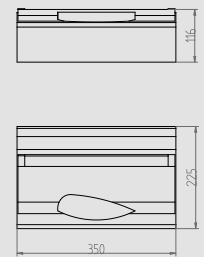
IP 40 IK 05 400 V PS



GREEN BOX RN 1x14+2 IP 40 (PE+N)

Rows / modules	Type	Doors color	Term. PE+N	Pack. 1 pc.	Weight kg/1 pc.	Index old	Index new
1/14+2	RN 1/14+2	White	yes	1	1,0	0691-00	2354-00
1/14+2	RN 1/14+2	transp. green	yes	1	1,0	0691-01	2354-02
1/14+2	RN 1/14+2	transp. smoked	yes	1	1,0	0691-02	2354-01

Protection degree IP 40, rated voltage 400V, II protection class
Terminal blocks included
N 1x(12x10mm² + 2x16mm²)
PE 1x(12x10mm² + 2x16mm²)
NORM: PN-EN 61439-3:2012, PN-EN 61439-1:2011
Dimensions: 350x225x116 mm



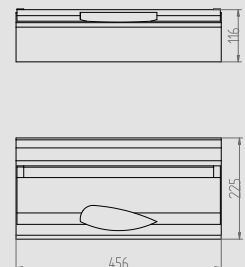
IP 40 IK 05 400 V PS



GREEN BOX RN 1x20+2 IP 40 (PE+N)

Rows / modules	Type	Doors color	Term. PE+N	Pack. 1 pc.	Weight kg/1 pc.	Index old	Index new
1/20+2	RN 1/20+2	White	yes	1	1,3	0692-00	2355-00
1/20+2	RN 1/20+2	transp. green	yes	1	1,3	0692-01	2355-02
1/20+2	RN 1/20+2	transp. smoked	yes	1	1,3	0692-02	2355-01

Protection degree IP 40, rated voltage 400V, II protection class
Terminal blocks included
N 1x(12x10mm² + 2x16mm²)
PE 1x(12x10mm² + 2x16mm²)
NORM: PN-EN 61439-3:2012, PN-EN 61439-1:2011
Dimensions: 456x225x116 mm





Enclosures
ELEGANT IP 40



Enclosures **ELEGANT IP 40**

Protection degree	IP 40
Material	PS
Impact resistance	IK 05
Thermal condition	-20°C +70°C
Thermal test	70°C
Norm	PN-EN 61439-3:2012 PN-EN 61439-1:2011



White doors on individual order. Index -00



- degree protection IP 40
- protection class II
- 1 to 3 rows
- 5, 8, 12, 18, 24, 36, 54 – mod.

- standard included terminal bars PE + N
- possibility sealing casing
- series 12 and 18 mod into row



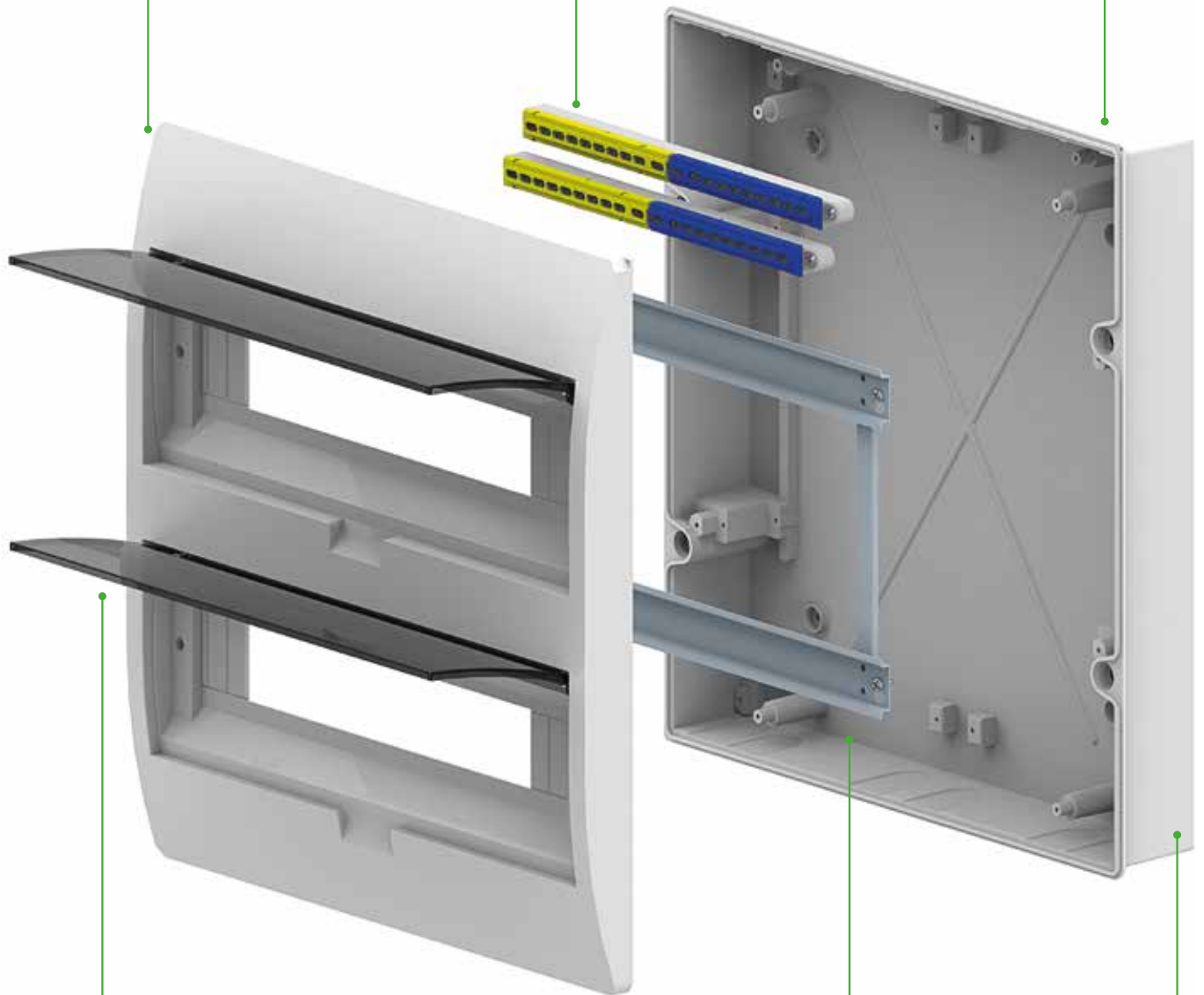
Casing white RAL 9003




standard included terminal bars
PE + N



Sealing possibility casings.



Doors color
Transp.



Possibility of flexible
utilities and cabling



rigid casing



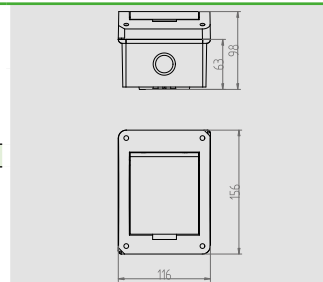
IP 40 IK 05 400 V PS



ELEGANT RN 1x5 IP 40

Rows / modules	Type	Doors color	Term. PE+N	Pack.	Weight	Index new
1/5	RN 1x5	Transp.	yes	3	0,3	2401-01

Protection degree IP 40, rated voltage 400V. Sealing possibility casings.
Terminal blocks included
Terminal plate 1x10mm²
NORM: PN-EN 61439-3:2012, PN-EN 61439-1:2011
Dimensions: 116x156x98 mm



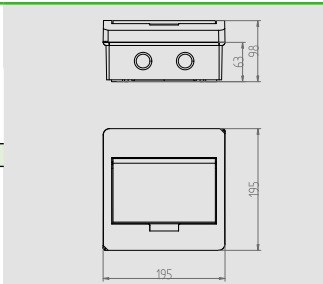
IP 40 IK 05 400 V PS



ELEGANT RN 1x8 IP 40 (PE+N)

Rows / modules	Type	Doors color	Term. PE+N	Pack.	Weight	Index new
1/8	RN 1x8	Transp.	yes	1	0,55	2402-01

Protection degree IP 40, rated voltage 400V. Sealing possibility casings.
Terminal blocks included
N 1x(5x10mm² + 2x16mm²)
PE 1x(5x10mm² + 2x16mm²)
NORM: PN-EN 61439-3:2012, PN-EN 61439-1:2011
Dimensions: 195x195x98 mm



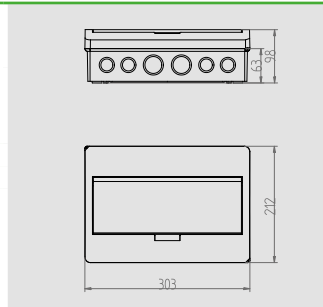
IP 40 IK 05 400 V PS



ELEGANT RN 1x12 IP 40 (PE+N)

Rows / modules	Type	Doors color	Term. PE+N	Pack.	Weight	Index new
1/12	RN 1x12	Transp.	yes	1	0,92	2403-01
1/12	RN 1x12	White	yes	1	0,92	2403-00

Protection degree IP 40, rated voltage 400V. Sealing possibility casings.
Terminal blocks included
N 1x(3x10 mm² + 6x16 mm²)
PE 1x(3x10 mm² + 6x16 mm²)
NORM: PN-EN 61439-3:2012, PN-EN 61439-1:2011
Dimensions: 303x212x98 mm



IP 40 IK 05 400 V PS

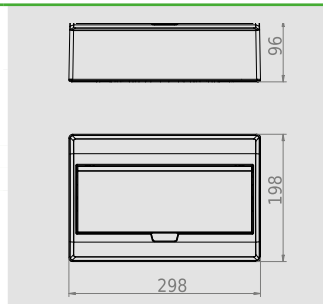
NEW



ELEGANT RN 1x12 IP 40 (PE+N) NEW VERSION

Rows / modules	Type	Doors color	Term. PE+N	Pack.	Weight	Index new
1/12	RN 1x12	Transp.	yes	1	1,1	2423-01
1/12	RN 1x12	White	yes	1	1,1	2423-00

Protection degree IP 40, rated voltage 400V. Sealing possibility casings.
Terminal blocks included
N 1x(3x10 mm² + 6x16 mm²)
PE 1x(3x10 mm² + 6x16 mm²)
NORM: PN-EN 61439-3:2012, PN-EN 61439-1:2011
Dimensions: 298x198x96 mm



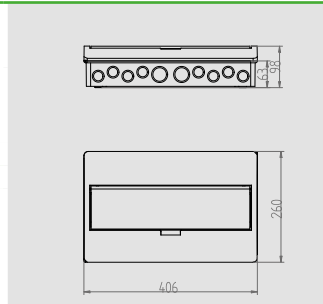
IP 40 IK 05 400 V PS



ELEGANT RN 1x18 IP 40 (PE+N)

Rows / modules	Type	Doors color	Term. PE+N	Pack.	Weight	Index new
1/18	RN 1x18	Transp.	yes	1	1,32	2404-01
1/18	RN 1x18	White	yes	1	1,32	2404-00

Protection degree IP 40, rated voltage 400V. Sealing possibility casings.
Terminal blocks included
N 1x(12x10 mm² + 2x16 mm²)
PE 1x(12x10 mm² + 2x16 mm²)
NORM: PN-EN 61439-3:2012, PN-EN 61439-1:2011
Dimensions: 406x260x98 mm



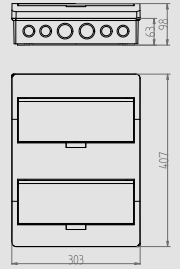
IP 40 IK 05 400 V PS



ELEGANT RN 2x12 IP 40 (PE+N)

Rows / modules	Type	Doors color	Term. PE+N	Pack. 1 pc.	Weight kg/1 pc.	Index new
2/12	RN 2x12	Transp.	yes	1	1,55	2405-01
2/12	RN 2x12	White	yes	1	1,55	2405-00

Protection degree IP 40, rated voltage 400V. Sealing possibility casings.
Terminal blocks included
N 2x(3x10 mm² + 6x16 mm²)
PE 1x(3x10 mm² + 6x16 mm²)
NORM: PN-EN 61439-3:2012, PN-EN 61439-1:2011
Dimensions: 303x407x98 mm



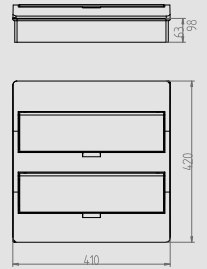
IP 40 IK 05 400 V PS



ELEGANT RN 2x18 IP 40 (PE+N)

Rows / modules	Type	Doors color	Term. PE+N	Pack. 1 pc.	Weight kg/1 pc.	Index new
2/18	RN 2x18	Transp.	yes	1	2,2	2407-01
2/18	RN 2x18	White	yes	1	2,2	2407-00

Protection degree IP 40, rated voltage 400V. Sealing possibility casings.
Terminal blocks included
N 2x(6x10 mm² + 8x16 mm²)
PE 1x(6x10 mm² + 8x16 mm²)
NORM: PN-EN 61439-3:2012, PN-EN 61439-1:2011
Dimensions: 410x420x98 mm



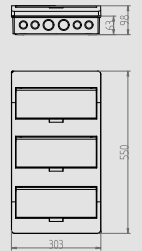
IP 40 IK 05 400 V PS



ELEGANT RN 3x12 IP 40 (PE+N)

Rows / modules	Type	Color Door	Term. PE+N	Pack. 1 pc.	Weight kg/1 pc.	Index new
3/12	RN 3x12	Transp.	yes	1	2,2	2406-01
3/12	RN 3x12	White	yes	1	2,2	2406-00

Protection degree IP 40, rated voltage 400V. Sealing possibility casings.
Terminal blocks included
N 2x(7x10 mm² + 2x16 mm²)
PE 2x(7x10 mm² + 2x16 mm²)
NORM: PN-EN 61439-3:2012, PN-EN 61439-1:2011
Dimensions: 303x550x98 mm



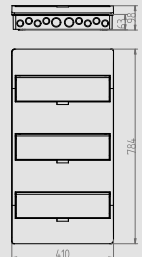
IP 40 IK 05 400 V PS



ELEGANT RN 3x18 IP 40 (PE+N)

Rows / modules	Type	Doors color	Term. PE+N	Pack. 1 pc.	Weight kg/1 pc.	Index new
3/18	RN 3x18	Transp.	yes	1	3,0	2408-01
3/18	RN 3x18	White	yes	1	3,0	2408-00

Protection degree IP 40, rated voltage 400V. Sealing possibility casings.
Terminal blocks included
N 2x(12x10 mm² + 2x16 mm²)
PE 2x(12x10 mm² + 2x16 mm²)
NORM: PN-EN 61439-3:2012, PN-EN 61439-1:2011
Dimensions: 410x784x98 mm



ENCLOSURE ELEGANT IP40 FOR INDIVIDUAL ORDER

IP 40 IK 05 400 V PS



ELEGANT RN 1x8 (PE+N) IP 40

Rows / modules	Type	Doors color	Color casing	Term. PE+N	Pack.	Weight	Index new
1/8	RN 1x8	Transp.	Cream RAL 1015*	yes	1 pc.	kg/1 pc.	2402-03

Protection degree IP 40, rated voltage 400V. Sealing possibility casings.

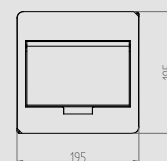
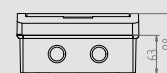
Terminal blocks included

N 1x(5x10mm² + 2x16mm²)

PE 1x(5x10mm² + 2x16mm²)

NORM: PN-EN 61439-3:2012, PN-EN 61439-1:2011

Dimensions: 195x195x98 mm



IP 40 IK 05 400 V PS



ELEGANT RN 1x8 (PE+N) IP 40

Rows / modules	Type	Doors color	Color casing	Term. PE+N	Pack.	Weight	Index new
1/8	RN 1x8	Transp.	Brown RAL 8028*	yes	1 pc.	kg/1 pc.	2402-05

Protection degree IP 40, rated voltage 400V. Sealing possibility casings.

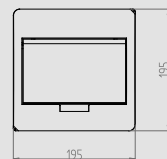
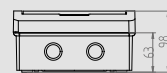
Terminal blocks included

N 1x(5x10mm² + 2x16mm²)

PE 1x(5x10mm² + 2x16mm²)

NORM: PN-EN 61439-3:2012, PN-EN 61439-1:2011

Dimensions: 195x195x98 mm



IP 40 IK 05 400 V PS



ELEGANT RN 1x8 (PE+N) IP 40

Rows / modules	Type	Doors color	Color casing	Term. PE+N	Pack.	Weight	Index new
1/8	RN 1x8	Transp.	Silver RAL 9006*	yes	1 pc.	kg/1 pc.	2402-07

Protection degree IP 40, rated voltage 400V. Sealing possibility casings.

Terminal blocks included

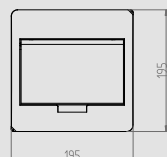
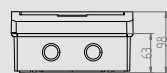
N 1x(5x10mm² + 2x16mm²)

PE 1x(5x10mm² + 2x16mm²)

NORM: PN-EN 61439-3:2012, PN-EN 61439-1:2011

Obudowa lakierowana proszkowo.

Dimensions: 195x195x98 mm



IP 40 IK 05 400 V PS



ELEGANT RN 1x12 (PE+N) IP 40

Rows / modules	Type	Doors color	Color casing	Term. PE+N	Pack.	Weight	Index new
1/12	RN 1x12	Transp.	Cream RAL 1015*	yes	1 pc.	kg/1 pc.	2403-03

Protection degree IP 40, rated voltage 400V. Sealing possibility casings.

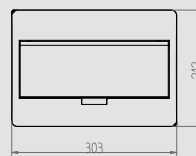
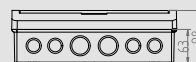
Terminal blocks included

N 1x(3x10 mm² + 6x16 mm²)

PE 1x(3x10 mm² + 6x16 mm²)

NORM: PN-EN 61439-3:2012, PN-EN 61439-1:2011

Dimensions: 303x212x98 mm



IP 40 IK 05 400 V PS



ELEGANT RN 1x12 (PE+N) IP 40

Rows / modules	Type	Doors color	Color casing	Term. PE+N	Pack.	Weight	Index new
1/12	RN 1x12	Transp.	Brown RAL 8028*	yes	1 pc.	kg/1 pc.	2403-05

Protection degree IP 40, rated voltage 400V. Sealing possibility casings.

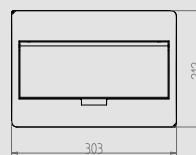
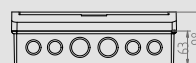
Terminal blocks included

N 1x(3x10 mm² + 6x16 mm²)

PE 1x(3x10 mm² + 6x16 mm²)

NORM: PN-EN 61439-3:2012, PN-EN 61439-1:2011

Dimensions: 303x212x98 mm



IP 40 IK 05 400 V PS



ELEGANT RN 1x12 (PE+N) IP 40

Rows / modules	Type	Doors color	Color casing	Term. PE+N	Pack.	Weight	Index new
1/12	RN 1x12	Transp.	Silver RAL 9006*	yes	1 pc.	kg/1 pc.	2403-07

Protection degree IP 40, rated voltage 400V. Sealing possibility casings.

Terminal blocks included

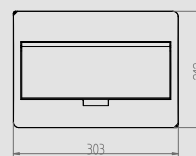
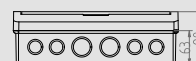
N 1x(3x10 mm² + 6x16 mm²)

PE 1x(3x10 mm² + 6x16 mm²)

NORM: PN-EN 61439-3:2012, PN-EN 61439-1:2011

Obudowa lakierowana proszkowo.

Dimensions: 303x212x98 mm



ENCLOSURE SURFACE MOUNTED ELEGANT IP40

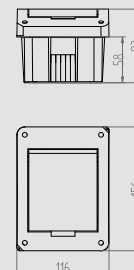
IP 40 IK 05 400 V PS



ELEGANT RP 1x5 IP 40

Rows / modules	Type	Doors color	Term. PE+N	Pack.	Weight	Index new
1/5	RP 1x5	Transp.	yes	3	kg/1 pc. 0,24	2411-01

Protection degree IP 40, rated voltage 400V
Terminal blocks included
Terminal plate 1x10mm²
NORM: PN-EN 61439-3:2012, PN-EN 61439-1:2011
Dimensions: 116x156x93 mm



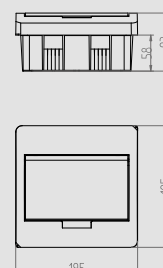
IP 40 IK 05 400 V PS



ELEGANT RP 1x8 IP 40 (PE+N)

Rows / modules	Type	Doors color	Term. PE+N	Pack.	Weight	Index new
1/8	RP 1x8	Transp.	yes	1	kg/1 pc. 0,46	2412-01

Protection degree IP 40, rated voltage 400V
Terminal blocks included
N 1x(5x10mm² + 2x16mm²)
PE 1x(5x10mm² + 2x16mm²)
NORM: PN-EN 61439-3:2012, PN-EN 61439-1:2011
Dimensions: 195x195x90 mm



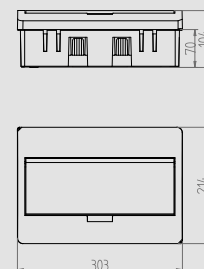
IP 40 IK 05 400 V PS



ELEGANT RP 1x12 IP 40 (PE+N)

Rows / modules	Type	Doors color	Term. PE+N	Pack.	Weight	Index new
1/12	RP 1x12	Transp.	yes	1	kg/1 pc. 0,9	2413-01
1/12	RP 1x12	White	yes	1	kg/1 pc. 0,9	2413-00

Protection degree IP 40, rated voltage 400V
Terminal blocks included
N 1x(7x10mm² + 2x16mm²)
PE 1x(7x10mm² + 2x16mm²)
NORM: PN-EN 61439-3:2012, PN-EN 61439-1:2011
Dimensions: 303x214x104 mm



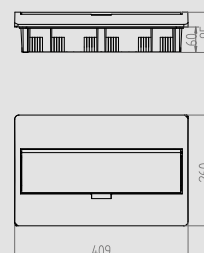
IP 40 IK 05 400 V PS



ELEGANT RP 1x18 IP 40 (PE+N)

Rows / modules	Type	Doors color	Term. PE+N	Pack.	Weight	Index new
1/18	RP 1x18	Transp.	yes	1	kg/1 pc. 1,05	2414-01
1/18	RP 1x18	White	yes	1	kg/1 pc. 1,05	2414-00

Protection degree IP 40, rated voltage 400V
Terminal blocks included
N 1x(12x10mm² + 2x16mm²)
PE 1x(12x10mm² + 2x16mm²)
NORM: PN-EN 61439-3:2012, PN-EN 61439-1:2011
Dimensions: 409x260x95 mm



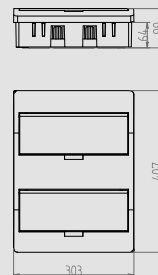
IP 40 IK 05 400 V PS



ELEGANT RP 2x12 IP 40 (PE+N)

Rows / modules	Type	Doors color	Term. PE+N	Pack. 1 pc.	Weight kg/1 pc.	Index new
2/12	RP 2x12	Transp.	yes	1	1,3	2415-01
2/12	RP 2x12	White	yes	1	1,3	2415-00

Protection degree IP 40, rated voltage 400V
Terminal blocks included
N 2x(7x10mm² + 2x16mm²)
PE 1x(7x10mm² + 2x16mm²)
NORM: PN-EN 61439-3:2012, PN-EN 61439-1:2011
Dimensions: 303x407x99 mm



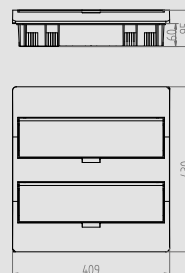
IP 40 IK 05 400 V PS



ELEGANT RP 2x18 IP 40 (PE+N)

Rows / modules	Type	Doors color	Term. PE+N	Pack. 1 pc.	Weight kg/1 pc.	Index new
2/18	RP 2x18	Transp.	yes	1	2,1	2417-01
2/18	RP 2x18	White	yes	1	2,1	2417-00

Protection degree IP 40, rated voltage 400V
Terminal blocks included
N 2x(12x10 mm² + 2x16 mm²)
PE 1x(12x10 mm² + 2x16 mm²)
NORM: PN-EN 61439-3:2012, PN-EN 61439-1:2011
Dimensions: 409x430x95 mm



IP 40 IK 05 400 V PS 3X12



ELEGANT RP 3x12 IP 40 (PE+N)

Rows / modules	Type	Doors color	Term. PE+N	Pack. 1 pc.	Weight kg/1 pc.	Index new
3/12	RP 3x12	Transp.	yes	1	2,0	2416-01
3/12	RP 3x12	White	yes	1	2,0	2416-00

Protection degree IP 40, rated voltage 400V
Terminal blocks included
N 2x(7x10mm² + 2x16mm²)
PE 2x(7x10mm² + 2x16mm²)
NORM: PN-EN 61439-3:2012, PN-EN 61439-1:2011
Dimensions: 303x550x104 mm



IP65

IP55

PRODUKT
POLSKI

UV



Enclosure hermetic
EP-LUX Plus IP 55/65

Enclosure hermetic

EP-LUX Plus IP 55/65

Protection degree	IP 55 / IP 65
Material	ABS
Impact resistance	IK 08
Color	RAL 7035 (light grey)
Thermal condition	-20°C +70°C
Thermal test	70°C
Norm	PN-EN 61439-3:2012, PN-EN 61439-1:2011



- degree protection IP 55 / IP 65
- impact resistance IK08
- protection class II
- 1-4 rows

- 12 and 18 mod. in row serie
- 6, 8, 12, 18, 24, 36, 54, 72 – mod.
- standard included terminal bars PE + N
- key lock option



sealed door



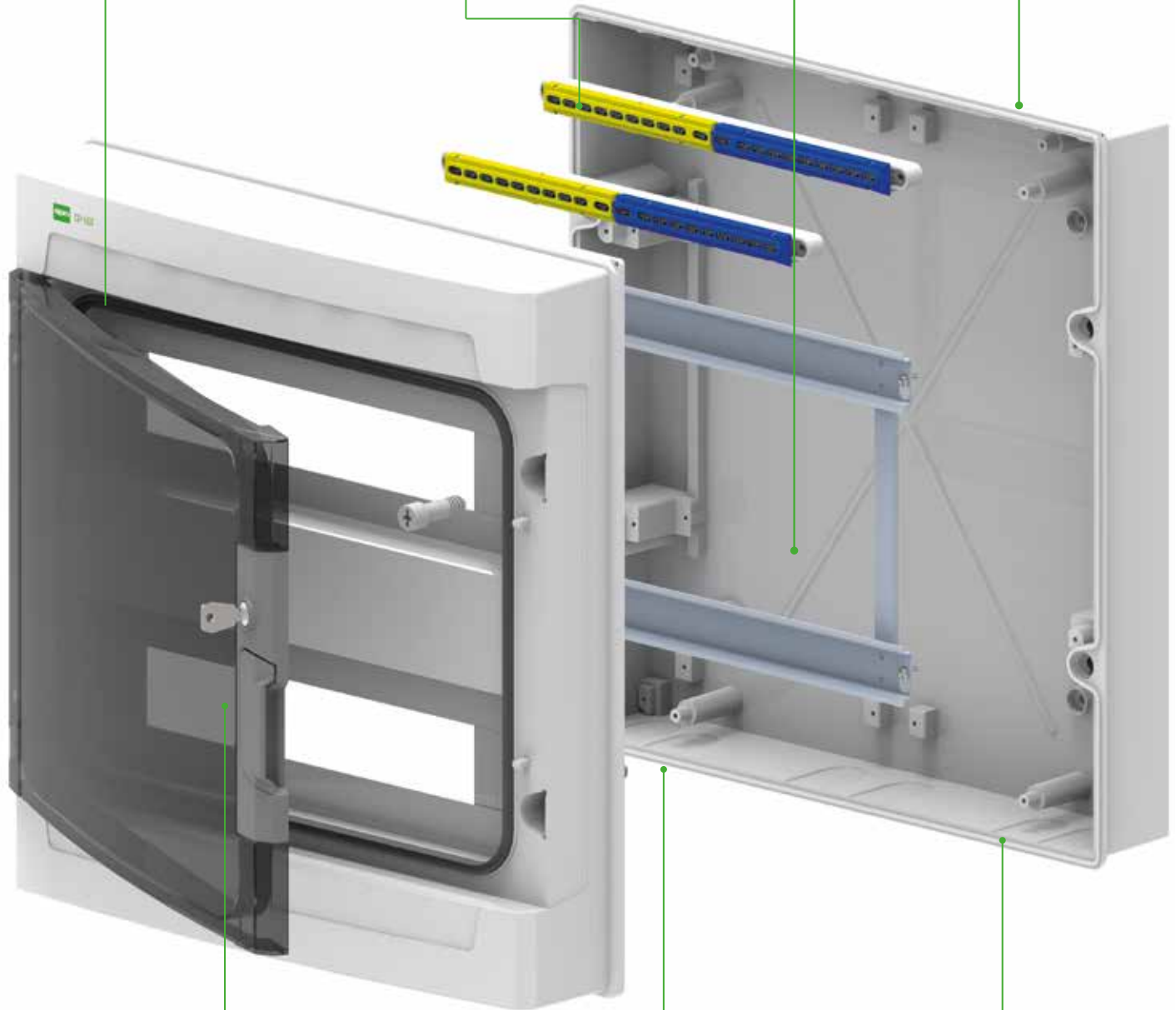
terminal block PE+N equipped



large space for cables




sealing possibility



new system door locking



weaknesses for cable glands



rigid construction IK07



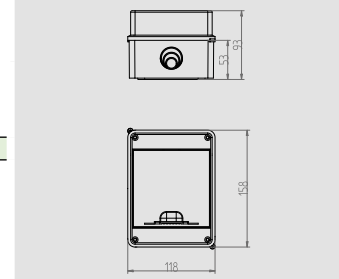
IP 55 IK 08 400 V ABS



EP-LUX PLUS RN 1x5 IP 55 PE+N

Rows / modules	Type	Doors color	Term. PE+N	Pack.	Weight	Index
1/5	RN 1/5	Transp.	yes	3	0,34	1951-01

Protection degree IP 55, rated voltage 400V
Terminal plate 1x10mm²
NORM: PN-EN 61439-3:2012, PN-EN 61439-1:2011
Dimensions: 118x158x93 mm



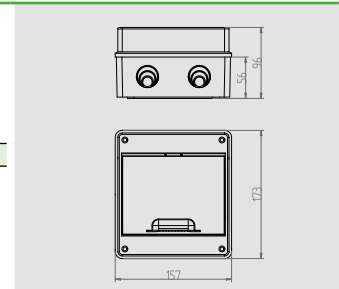
IP 55 IK 08 400 V ABS



EP-LUX PLUS RN 1x7 IP 55 (PE+N)

Rows / modules	Type	Doors color	Term. PE+N	Pack.	Weight	Index
1/7	RN 1/7	Transp.	yes	1	0,53	1952-01

Protection degree IP 55, rated voltage 400V
Terminal blocks included
N 2x(3x10mm² + 2x16mm²)
PE 2x(3x10mm² + 2x16mm²)
NORM: PN-EN 61439-3:2012, PN-EN 61439-1:2011
Dimensions: 157x173x96 mm



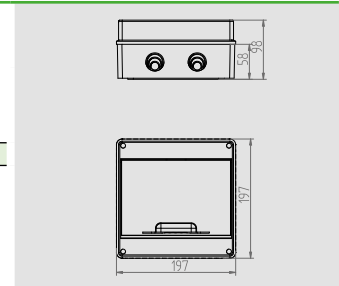
IP 55 IK 08 400 V ABS



EP-LUX PLUS RN 1x9 IP 55 (PE+N)

Rows / modules	Type	Doors color	Term. PE+N	Pack.	Weight	Index
1/9	RN 1/9	Transp.	yes	1	0,85	1953-01

Protection degree IP 55, rated voltage 400V
Terminal blocks included
N 1x(5x10mm²+2x16mm²)
PE 1x(5x10mm²+2x16mm²)
NORM: PN-EN 61439-3:2012, PN-EN 61439-1:2011
Dimensions: 197x197x55 mm



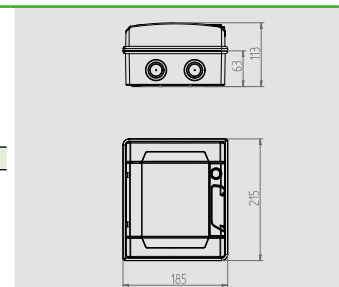
IP 65 IK 08 400 V ABS



EP-LUX PLUS RN 1x6 IP 65 (PE+N)

Rows / modules	Type	Doors color	Term. PE+N	Pack.	Weight	Index
1/6	RN 1/6	Transp.	yes	1	0,82	1960-01

Protection degree IP 65, rated voltage 400V
Terminal blocks included
N 2x(3x10mm² + 2x16mm²)
PE 2x(3x10mm² + 2x16mm²)
NORM: PN-EN 61439-3:2012, PN-EN 61439-1:2011
Dimensions: 185x215x113 mm



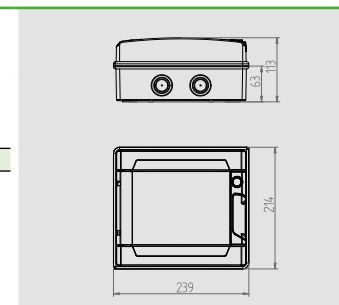
IP 65 IK 08 400 V ABS



EP-LUX PLUS RN 1x8 IP 65 (PE+N)

Rows / modules	Type	Doors color	Term. PE+N	Pack.	Weight	Index
1/9	RN 1/9	Transp.	yes	1	1,1	1961-01

Protection degree IP 65, rated voltage 400V
Terminal blocks included
N 1x(5x10mm²+2x16mm²)
PE 1x(5x10mm²+2x16mm²)
Expand 9-mod in row.
NORM: PN-EN 61439-3:2012, PN-EN 61439-1:2011
Dimensions: 239x214x113 mm



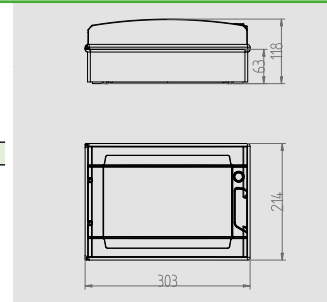
IP 65 IK 08 400 V ABS



EP-LUX PLUS RN 1x12 IP 65 (PE+N)

Rows / modules	Type	Doors color	Term. PE+N	Pack.	Weight	Index
1/12	RN 1/12	Transp.	yes	1 pc.	kg/1 pc.	1954-01

Protection degree IP 65, rated voltage 400V
 Terminal blocks included
 N 1x(3x10mm² + 6x16mm²)
 PE 1x(3x10mm² + 6x16mm²)
 Expand 13-mod in row.
 NORM: PN-EN 61439-3:2012, PN-EN 61439-1:2011
 Dimensions: 303x214x118 mm



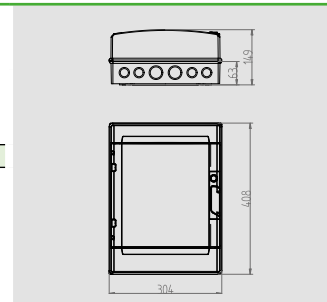
IP 65 IK 08 400 V ABS



EP-LUX PLUS RN 2x12 IP 65 (PE+N)

Rows / modules	Type	Doors color	Term. PE+N	Pack.	Weight	Index
2/12	RN 2/24	Transp.	yes	1 pc.	kg/1 pc.	1956-01

Protection degree IP 65, rated voltage 400V
 Terminal blocks included
 N 2x(3x10mm² + 6x16mm²)
 PE 1x(3x10mm² + 6x16mm²)
 Expand 13-mod in row.
 NORM: PN-EN 61439-3:2012, PN-EN 61439-1:2011
 Dimensions: 304x408x149 mm



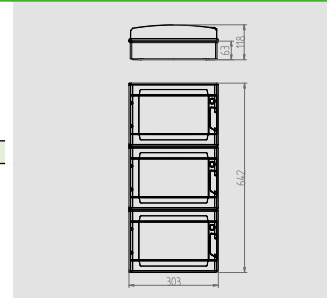
IP 65 IK 08 400 V ABS



EP-LUX PLUS RN 3x12 IP 65 (PE+N)

Rows / modules	Type	Doors color	Term. PE+N	Pack.	Weight	Index
3/12	RN 3/36	Transp.	yes	1 pc.	kg/1 pc.	1958-01

Protection degree IP 65, rated voltage 400V
 Terminal blocks included
 N 2x(3x10mm² + 6x16mm²)
 PE 2x(3x10mm² + 6x16mm²)
 Expand 13-mod in row.
 NORM: PN-EN 61439-3:2012, PN-EN 61439-1:2011
 Dimensions: 303x642x118 mm



KEY LOCK EP-LUX PLUS



Type	Color	Pack.	Weight	Index
key lock	-	1 pc.	kg/1 pc.	190410-00

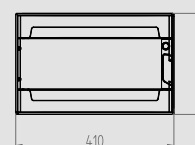
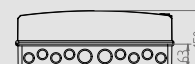
Key lock with 2 keys.

IP 65 IK 08 400 V ABS

**EP-LUX PLUS RN 1x18 IP 65 (PE+N)**

Rows / modules	Type	Doors color	Term. PE+N	Pack.	Weight kg/1 pc.	Index
1/18	RN 1/18	Transp.	yes	1	1,85	1955-01

Protection degree IP 65, rated voltage 400V
 Terminal blocks included
 N 1x(6x10mm² + 8x16mm²)
 PE 1x(6x10mm² + 8x16mm²)
 Expand 19-mod in row.
 NORM: PN-EN 61439-3:2012, PN-EN 61439-1:2011
 Dimensions: 410x262x150 mm

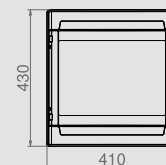
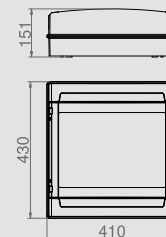


IP 65 IK 08 400 V ABS

**EP-LUX PLUS RN 2x18 IP 65 (PE+N)**

Rows / modules	Type	Doors color	Term. PE+N	Pack.	Weight kg/1 pc.	Index
2/18	RN 2/36	Transp.	yes	1	2,92	1962-01

Protection degree IP 65, rated voltage 400V
 Terminal blocks included
 N 2x(6x10mm² + 8x16mm²)
 PE 1x(6x10mm² + 8x16mm²)
 Expand 19-mod in row.
 NORM: PN-EN 61439-3:2012, PN-EN 61439-1:2011
 Dimensions: 410x430x151 mm

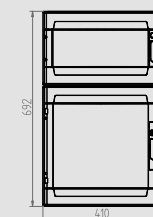
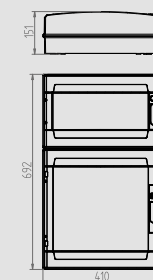


IP 65 IK 08 400 V ABS

**EP-LUX PLUS RN 3x18 (1x18+2x18) IP 65**

Rows / modules	Type	Doors color	Term. PE+N	Pack.	Weight kg/1 pc.	Index
3/18	RN 3/54	Transp.	yes	1		1963-01

Protection degree IP 65, rated voltage 400V
 Terminal blocks included
 N 2x(6x10mm² + 8x16mm²)
 PE 2x(6x10mm² + 8x16mm²)
 2x terminal block 7-way 2x (LZ-7/N)
 Expand 19-mod in row.
 NORM: PN-EN 61439-3:2012, PN-EN 61439-1:2011
 Dimensions: 303x642x118 mm

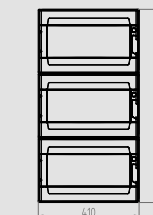
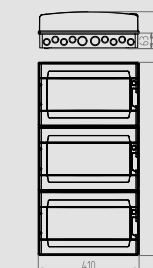


IP 65 IK 08 400 V ABS

**EP-LUX PLUS RN 3x18 IP 65 (PE+N)**

Rows / modules	Type	Doors color	Term. PE+N	Pack.	Weight kg/1 pc.	Index
3/18	RN 3/54	Transp.	yes	1	4,70	1959-01

Protection degree IP 65, rated voltage 400V
 Terminal blocks included
 N 2x(6x10mm² + 8x16mm²)
 PE 2x(6x10mm² + 8x16mm²)
 Expand 19-mod in row.
 NORM: PN-EN 61439-3:2012, PN-EN 61439-1:2011
 Dimensions: 410x786x150 mm

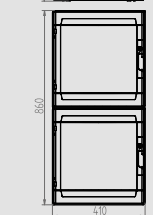
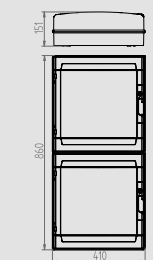



IP 65 IK 08 400 V ABS

**EP-LUX PLUS RN 4x18 (2x2x36) IP 65**

Rows / modules	Type	Doors color	Term. PE+N	Pack.	Weight kg/1 pc.	Index
4/18	RN 4/72	Transp.	yes	1		1964-01

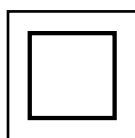
Protection degree IP 65, rated voltage 400V
 Terminal blocks included
 N 2x(6x10mm² + 8x16mm²)
 PE 2x(6x10mm² + 8x16mm²)
 3x terminal block 7-way 3x (LZ-7/N)
 Expand 19-mod in row.
 NORM: PN-EN 61439-3:2012, PN-EN 61439-1:2011
 Dimensions: 303x642x118 mm





Enclosures hermetic
GALANT PLUS IP 65

Protection degree	IP 65
Impact resistance	IK 08
Tworzywo	>ABS<
Protection class	II
Color	RAL 7035(light gray)
Rated voltage	AC 440V/50Hz
Thermal condition	-25 °C +85 °C
Thermal test	80 °C
Norm	PN-EN 61439-3:2012, PN-EN 61439-1:2011



- degree protection IP 65
- protection class II
- 1 to 4 rows serie
- 12 and 18 mod. in rows
- enclosures 3 to 72 mod.

- advanced technology 2 components knockouts into serie 18 mod
- impact resistance IK08




cables enter by elastic round membranes into 2 components bushes

screw



terminal bars PE+N in standard



optional system door locking



sealing



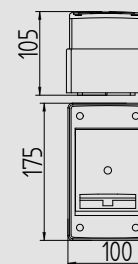
screw cap

IP 65 UV IK 08 400 V ABS

**GALANT PLUS RN 1x3 IP 65**

Type	Color	Pack.	Weight	Index
RN 1x3	Transp.	1 pc.	kg/1 pc.	1600-01

Protection degree IP 65, rated voltage 400V
Standard included terminal bars PE + N.
NORM: PN-EN 61439-3:2012, PN-EN 61439-1:2011. Sealing possibility.
Dimensions 100 x 175 x 105 mm

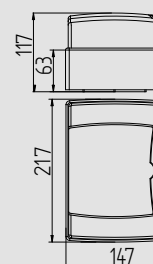


IP 65 UV IK 08 400 V ABS

**GALANT PLUS RN 1x4 IP 65**

Type	Color	Pack.	Weight	Index
RN 1x4	Transp.	1 pc.	kg/1 pc.	1601-01

Protection degree IP 65, rated voltage 400V
Standard included terminal bars PE + N.
NORM: PN-EN 61439-3:2012, PN-EN 61439-1:2011. Sealing possibility.
Dimensions 147x217x117 mm

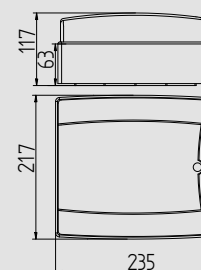


IP 65 UV IK 08 400 V ABS

**GALANT PLUS RN 1x8 IP 65**

Type	Color	Pack.	Weight	Index
RN 1x8	Transp.	1 pc.	kg/1 pc.	1602-01

Protection degree IP 65, rated voltage 400V
Standard included terminal bars PE + N.
NORM: PN-EN 61439-3:2012, PN-EN 61439-1:2011. Sealing possibility.
Dimensions 235x217x117 mm

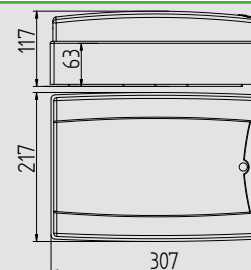


IP 65 UV IK 08 400 V ABS

**GALANT PLUS RN 1x12 IP 65**

Type	Color	Pack.	Weight	Index
RN 1x12	Transp.	1 pc.	kg/1 pc.	1603-01

Protection degree IP 65, rated voltage 400V
Standard included terminal bars PE + N.
NORM: PN-EN 61439-3:2012, PN-EN 61439-1:2011. Sealing possibility.
Dimensions 307x217x117 mm

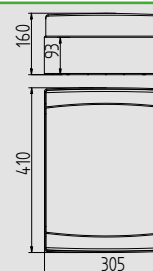


IP 65 UV IK 08 400 V ABS

**GALANT PLUS RN 2x12 IP 65**

Type	Color	Pack.	Weight	Index
RN 2x12	Transp.	1 pc.	kg/1 pc.	1605-01

Protection degree IP 65, rated voltage 400V
Standard included terminal bars PE + N.
NORM: PN-EN 61439-3:2012, PN-EN 61439-1:2011. Sealing possibility.
Dimensions 305x410x160 mm

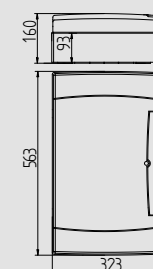


IP 65 UV IK 08 400 V ABS

**GALANT PLUS RN-3x12 IP 65**

Type	Color	Pack.	Weight	Index
RN 3x12	Transp.	1 pc.	kg/1 pc.	1607-01

Protection degree IP 65, rated voltage 400V
Standard included terminal bars PE + N.
NORM: PN-EN 61439-3:2012, PN-EN 61439-1:2011. Sealing possibility.
Dimensions 323x563x160 mm

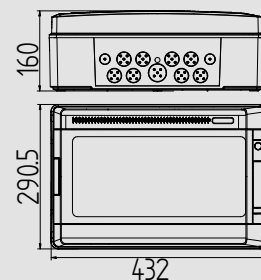


IP 65 UV IK 08 400 V ABS

**GALANT PLUS RN 1x18 IP 65**

Type	Color	Pack.	Weight	Index
RN 1x18	Transp.	1 pc.	kg/1 pc.	1604-01

Protection degree IP 65, rated voltage 400V
 Plate culvert 2-component supplied.
 Standard included terminal bars PE + N.
 NORM: PN-EN 61439-3:2012, PN-EN 61439-1:2011
 Dimensions 432x290,5x160 mm

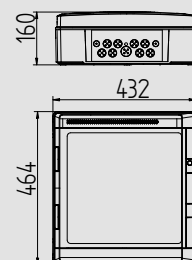


IP 65 UV IK 08 400 V ABS

**GALANT PLUS RN 2x18 IP 65**

Type	Color	Pack.	Weight	Index
RN 2/18	Transp.	1 pc.	kg/1 pc.	1606-01

Protection degree IP 65, rated voltage 400V
 Plate culvert 2-component supplied.
 Standard included terminal bars PE + N.
 NORM: PN-EN 61439-3:2012, PN-EN 61439-1:2011
 Dimensions 432x464x160 mm

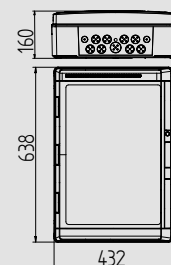


IP 65 UV IK 08 400 V ABS

**GALANT PLUS RN 3x18 IP 65**

Type	Color	Pack.	Weight	Index
RN 3x18	Transp.	1 pc.	kg/1 pc.	1608-01

Protection degree IP 65, rated voltage 400V
 Plate culvert 2-component supplied.
 Standard included terminal bars PE + N.
 NORM: PN-EN 61439-3:2012, PN-EN 61439-1:2011
 Dimensions 432x638x160 mm

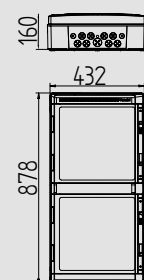


IP 65 UV IK 08 400 V ABS

**GALANT PLUS RN 4x18 IP 65**

Type	Color	Pack.	Weight	Index
RN 4x18	Transp.	1 pc.	kg/1 pc.	1609-01

Protection degree IP 65, rated voltage 400V
 Plate culvert 2-component supplied.
 Standard included terminal bars PE + N.
 NORM: PN-EN 61439-3:2012, PN-EN 61439-1:2011
 Dimensions 432x878x160 mm

**KEY LOCK GALANT PLUS**

Type	Color	Pack.	Weight	Index
Key lock	-	1 pc.	kg/1 pc.	0260-03

Key lock with 2 keys.



4x18-mod.
1609-01

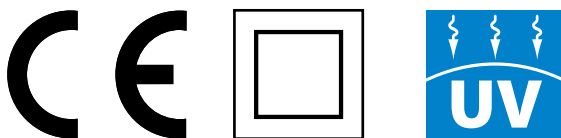
NEW



Enclosures hermetic
HERMETICA™ IP65

ENCLOSURES HERMETIC HERMETICA IP65

Protection degree	IP 65
Material	CASING:ABS/Door:PC
Impact resistance	IK 08
Protection class	II
Color	RAL 7035(light gray)
Rated voltage	AC 440V/50Hz
Thermal condition	-20°C+70°C
Thermal test	70°C
Norm	PN-EN 61439-3:2012, PN-EN 61439-1:2011



- Max MCB's height till 52 mm,
- included DIN rail,
- 3 and 4 mod casing one of the smallest at market,
- walls with knockout holes PG,
- possibility sealing window and enclosure,
- impact resistance,
- window regulation position stages: open and half open,
- individual equipment configuration into bigger enclosures,
- solid construction (thicker walls).

ENCLOSURES HERMETIC HERMETICA IP65



Door w Colorze Transp.m
z możliwością plombowania



Machine sealing under door and
upper cover



Large space for cabling



rigid construction IK08



screw with sealing



optional terminal bars PE+N



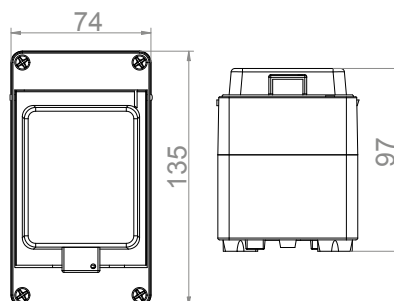
weaknesses for cable glands

IP 65 UV IK 08 400 V ABS PC

**HERMETICA RN 1x3 IP65**

Type	Color	Pack.	Weight	Index
RN-1x3	Gray RAL 7035	1 pc.	kg/1 pc.	2201-01

Dimensions:135x74x97 mm
N terminal included.

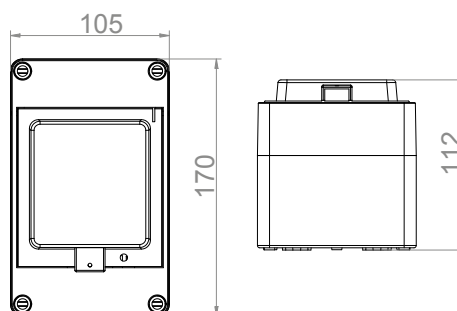


IP 65 UV IK 08 400 V ABS PC

**HERMETICA RN 1x4 IP65**

Type	Color	Pack.	Weight	Index
RN-1x4	Gray RAL 7035	1 pc.	kg/1 pc.	2202-01

Dimensions:170x105x111 mm
N terminal included.

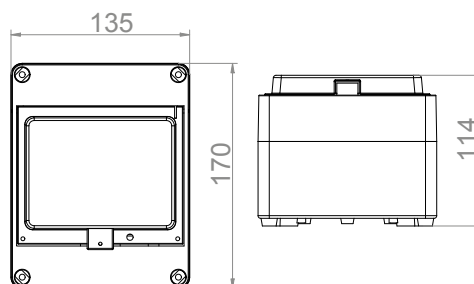


IP 65 UV IK 08 400 V ABS PC

**HERMETICA RN 1x6 IP65**

Type	Color	Pack.	Weight	Index
RN-1x6	Gray RAL 7035	1 pc.	kg/1 pc.	2203-01

Dimensions:170x135x112 mm
N terminal included.



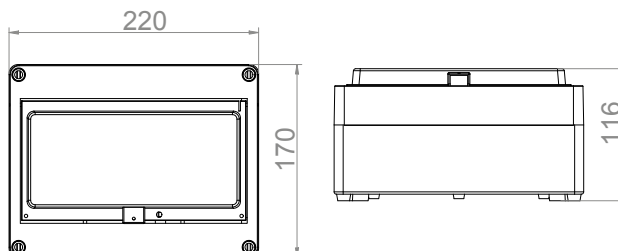
IP 65 UV IK 08 400 V ABS PC



HERMETICA RN 1x8+2 IP65

Type	Color	Pack.	Weight	Index
RN-1x8+2	Gray RAL 7035	1 pc.	kg/1 pc.	2204-01

Dimensions: 168x220x112.5 mm
Terminal blocks included
N 2x(1-10)mm² + 3x(1-16)mm²
PE 2x(1-10)mm² + 3x(1-16)mm²



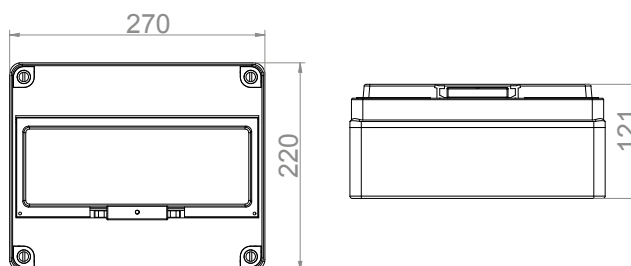
IP 65 UV IK 08 400 V ABS PC



HERMETICA RN 1x12+1 IP65

Type	Color	Pack.	Weight	Index
RN-1x12+1	Gray RAL 7035	1 pc.	kg/1 pc.	2207-01

Dimensions: 220x270x120 mm
Terminal blocks included
N 5x(1-10)mm² + 2x(1-16)mm²
PE 5x(1-10)mm² + 2x(1-16)mm²



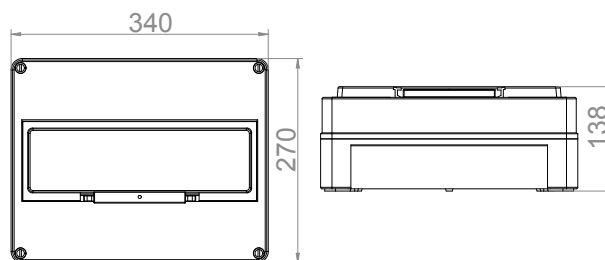
IP 65 UV IK 08 400 V ABS PC



HERMETICA RN 1x12+4 IP65

Type	Color	Pack.	Weight	Index
RN-1x12+4	Gray RAL 7035	1 pc.	kg/1 pc.	2208-01

Dimensions: 270x340x138 mm
Terminal blocks included
N 12x(1-10)mm² + 2x(1-16)mm²
PE 12x(1-10)mm² + 2x(1-16)mm²



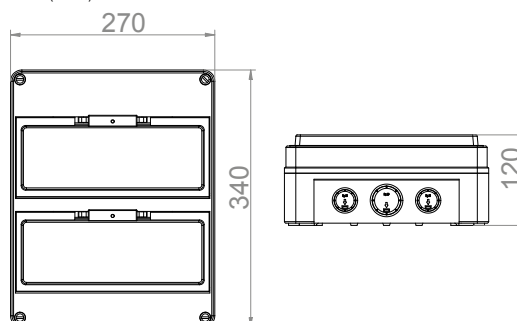
IP 65 UV IK 08 400 V ABS PC



HERMETICA RN 2x12+2 IP65

Type	Color	Pack.	Weight	Index
RN-2x12+2	Gray RAL 7035	1 pc.	kg/1 pc.	2209-01

Dimensions: 340x270x119,5 mm
Terminal blocks included
N 12x(1-10)mm² + 2x(1-16)mm²
PE 12x(1-10)mm² + 2x(1-16)mm²



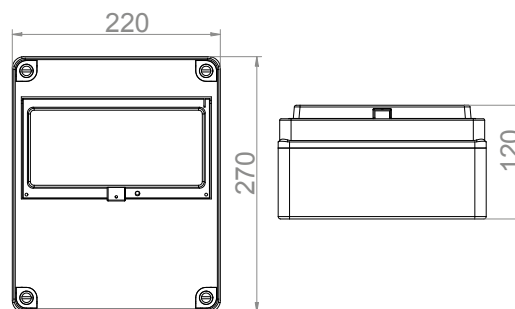
IP 65 UV IK 08 400 V ABS PC



HERMETICA RN 1x10 IP65

Type	Color	Pack.	Weight	Index
RN-1x10	Gray RAL 7035	1 pc.	kg/1 pc.	2205-01

Dimensions: 270x220x120 mm



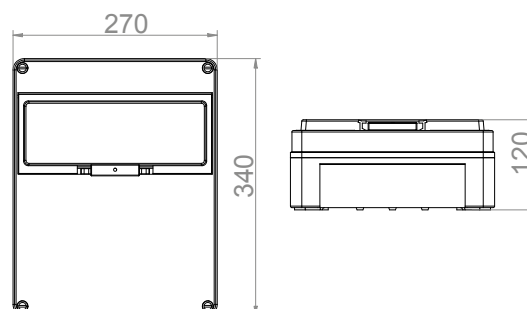
IP 65 UV IK 08 400 V ABS PC



HERMETICA RN 1x13 IP65

Type	Color	Pack.	Weight	Index
RN-1x13	Gray RAL 7035	1 pc.	kg/1 pc.	2206-01

Dimensions: 340x270x119,5 mm





Power enclosure **RS**

Protection degree	IP 65*
	*depends on assembled sockets degree protection is changing
Material	ABS
Impact resistance	IK 08
Thermal condition	-20°C +70°C
Thermal test	70°C
Norm	PN-EN 61439-3:2012



- Degree protection casing IP 65*
depends on assembled sockets degree protection is changing
- impact resistance IK08
- thermal condition -20°C +70°C
- thermal test 70°C



Terminal block PE+N



weakness



Metal key option
0260-03



Universal cover to soc-
kets assembly IP44/IP67



fig.1



fig.2

Depending on the
type of sockets, you can
mount them to
covers (Fig.1) or
directly to
housing (fig.2)



screw cap



reversible hinges

Customized configuration for individual orders

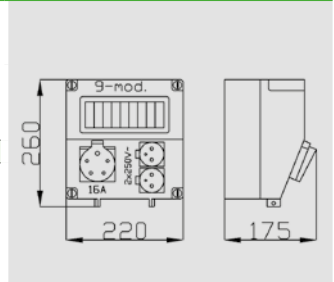
IP 44 UV IK 08 400 V ABS



RS 9-MOD 2X2P+Z, 3P+N+Z 16A

Type	Space for protection	Color	Pack.	Weight	Index
RS-9	9 mod.	Gray RAL 7035	1 pc.	kg/1 pc.	6231-00

Protection degree IP 44, rated voltage 400V
 Norm: PN-EN 61439-3:2012
 Space for protection – 9 mod.
 Dimensions: 220x260x175 mm



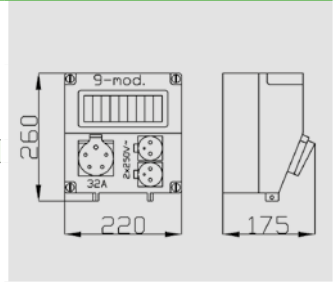
IP 44 UV IK 08 400 V ABS



RS 9-MOD 2X2P+Z, 3P+N+Z 32A

Type	Space for protection	Color	Pack.	Weight	Index
RS-9	9 mod.	Gray RAL 7035	1 pc.	kg/1 pc.	6232-00

Protection degree IP 44, rated voltage 400V
 Norm: PN-EN 61439-3:2012
 Space for protection – 9 mod.
 Dimensions: 220x260x175 mm



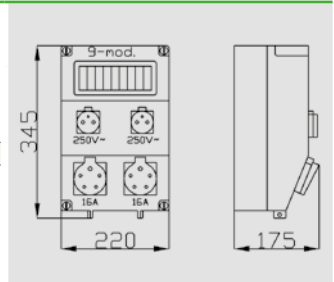
IP 44 UV IK 08 400 V ABS



RS 9-MOD 2X2P+Z, 2X3P+N+Z 16A

Type	Space for protection	Color	Pack.	Weight	Index
RS-9	9 mod.	Gray RAL 7035	1 pc.	kg/1 pc.	6221-00

Protection degree IP 44, rated voltage 400V
 Norm: PN-EN 61439-3:2012
 Space for protection – 9 mod.
 Dimensions: 220x345x175 mm



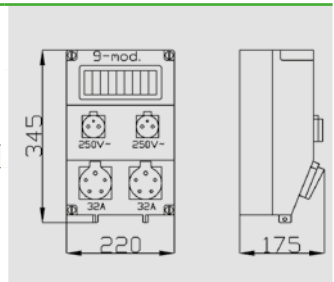
IP 44 UV IK 08 400 V ABS



RS 9-MOD 2X2P+Z, 2X3P+N+Z 32A

Type	Space for protection	Color	Pack.	Weight	Index
RS-9	9 mod.	Gray RAL 7035	1 pc.	kg/1 pc.	6222-00

Protection degree IP 44, rated voltage 400V
 Norm: PN-EN 61439-3:2012
 Space for protection – 9 mod.
 Dimensions: 220x345x175 mm



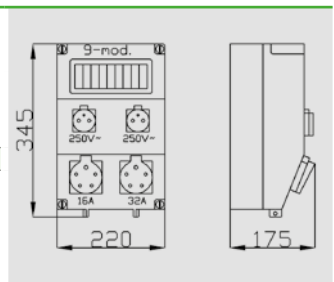
IP 44 UV IK 08 400 V ABS



RS 9-MOD 2X2P+Z, 3P+N+Z 16A, 3P+N+Z 32A

Type	Space for protection	Color	Pack.	Weight	Index
RS-9	9 mod.	Gray RAL 7035	1 pc.	kg/1 pc.	6223-00

Protection degree IP 44, rated voltage 400V
 Norm: PN-EN 61439-3:2012
 Space for protection – 9 mod.
 Dimensions: 220x345x175 mm



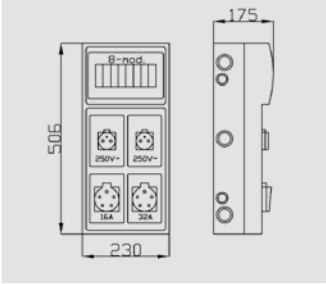
IP 44 UV IK 08 400 V ABS



RS 8-MOD 2X2P+Z, 2X3P+N+Z 16A

Type	Space for protection	Color	Pack.	Weight	Index
RS-8	8 mod.	Gray RAL 7035	1 pc.	kg/1 pc.	6241-00

Protection degree IP 44, rated voltage 400V
 N 1x(5x10mm²+2x16mm²)
 PE 1x(5x10mm²+2x16mm²)
 Norm: PN-EN 61439-3:2012
 Space for protection – 8 mod.
 Dimensions: 230x506x175 mm



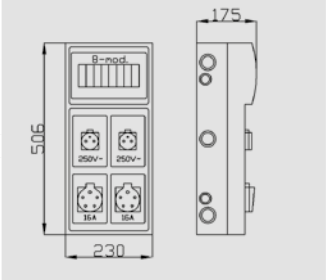
IP 44 UV IK 08 400 V ABS



RS 8-MOD 2X2P+Z, 2X3P+N+Z 32A

Type	Space for protection	Color	Pack.	Weight	Index
RS-8	8 mod.	Gray RAL 7035	1 pc.	kg/1 pc.	6242-00

Protection degree IP 44, rated voltage 400V
 N 1x(5x10mm²+2x16mm²)
 PE 1x(5x10mm²+2x16mm²)
 Norm: PN-EN 61439-3:2012
 Space for protection – 8 mod.
 Dimensions: 230x506x175 mm



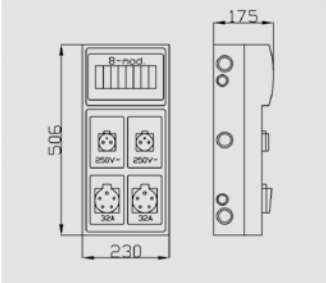
IP 44 UV IK 08 400 V ABS



RS 8-MOD. 2X2P+Z, 3P+N+Z 16A, 3P+N+Z 32A

Type	Space for protection	Color	Pack.	Weight	Index
RS-8	8 mod.	Gray RAL 7035	1 pc.	kg/1 pc.	6243-00

Protection degree IP 44, rated voltage 400V
 N 1x(5x10mm²+2x16mm²)
 PE 1x(5x10mm²+2x16mm²)
 Norm: PN-EN 61439-3:2012
 Space for protection – 8 mod.
 Dimensions: 230x506x175 mm



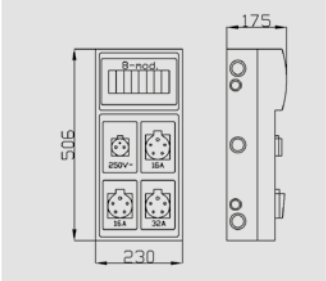
IP 44 UV IK 08 400 V ABS



RS 8-MOD 2P+Z, 2X3P+N+Z 16A, 3P+N+Z 32A

Type	Space for protection	Color	Pack.	Weight	Index
RS-8	8 mod.	Gray RAL 7035	1 pc.	kg/1 pc.	6244-00

Protection degree IP 44, rated voltage 400V
 N 1x(5x10mm²+2x16mm²)
 PE 1x(5x10mm²+2x16mm²)
 Norm: PN-EN 61439-3:2012
 Space for protection – 8 mod.
 Dimensions: 230x506x175 mm



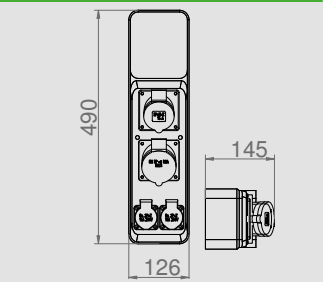
IP 44 UV IK 08 400 V ABS



RS 6-MOD 2X2P+Z, 3P+N+Z 16A, 3P+N+Z 32A

Type	Color	Pack.	Weight	Index
RS-6	Gray RAL 7035	1 pc.	kg/100 pc.	6240-00

Protection degree IP 44, rated voltage 400V
 NORM: EN 61439-1, EN 60439-3, EN 62208
 Space for protection: 6 mod.
 Dimensions: 495x125x107 mm



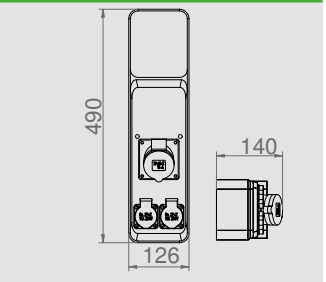
IP 44 UV IK 08 400 V ABS



RS 6-MOD 2X2P+Z, 3P+N+Z 16A

Type	Color	Pack.	Weight	Index
RS-6	Gray RAL 7035	1 pc.	kg/100 pc.	6240-01

Protection degree IP 44, rated voltage 400V
 NORM: EN 61439-1, EN 60439-3, EN 62208
 Space for protection: 6 mod.
 Dimensions: 495x125x107 mm



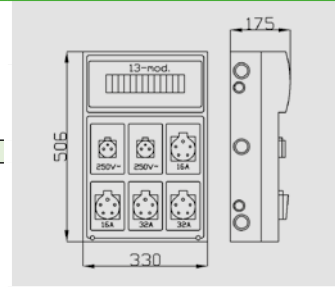
IP 44 UV IK 08 400 V ABS



RS 13-MOD 2X2P+Z, 2X3P+N+Z 16A, 2X3P+N+Z 32A

Type	Space for protection	Color	Pack.	Weight	Index
RS-13	13 mod.	Gray RAL 7035	1 pc.	kg/1 pc.	6251-00

Protection degree IP 44, rated voltage 400V
 N 1x(7x10mm²+2x16mm²)
 PE 1x(7x10mm²+2x16mm²)
 Norm: PN-EN 61439-3:2012
 Space for protection – 13 mod.
 Dimensions: 330x506x175 mm



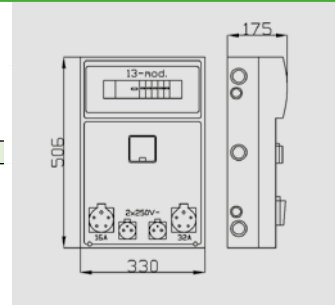
IP 44 UV IK 08 400 V ABS



POWER ENCLOSURE FOR METER BOARD :BUILDING TYPE 2X2P+Z, 3P+N+2 16A,3P+N+2 32A

Type	Space for protection	Color	Pack.	Weight	Index
RS-13	13 mod.	Gray RAL 7035	1 pc.	kg/1 pc.	6258-00

Protection degree IP 44, rated voltage 400V
 N 1x(7x10mm²+2x16mm²)
 PE 1x(7x10mm²+2x16mm²)
 Norm: PN-EN 61439-3:2012
 Protections: FI40/4/0,03, C20/3, 2xB20
 Inspection window.
 Dimensions: 330x506x175 mm



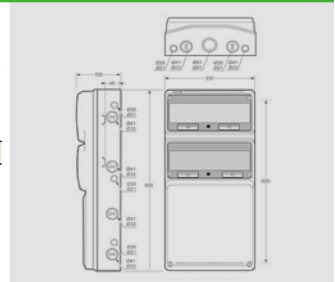
IP 44 UV IK 08 400 V ABS



RS-2/32 MOD 2X2P+Z, 3P+N+Z 16A, 2X3P+N+Z+32A

Type	Color	Pack.	Weigh	Index
RS-2/32-mod.	Gray RAL 7035	1 pc.	kg/100pc.	6256-00

Protection degree IP 44, rated voltage 400V
 NORM: EN 61439-1, EN 60439-3, EN 62208
 Space for protection: 32 mod.
 Dimensions: 685x330x150 mm
 Ability to use a key lock: 0260-03.



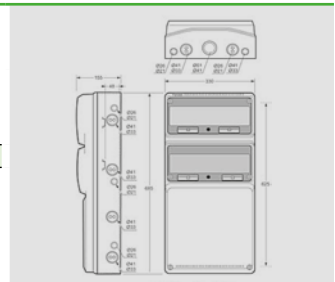
IP 44 UV IK 08 400 V ABS



RS-2/32 MOD 4X2P+Z, 2X3P+N+Z 16A, 3P+N+Z 32A

Type	Color	Pack.	Weigh	Index
RS-2/32-mod.	Gray RAL 7035	1 pc.	kg/100pc.	6257-00

Protection degree IP 44, rated voltage 400V
 NORM: EN 61439-1, EN 60439-3, EN 62208
 Space for protection: 32 mod.
 Dimensions: 685x330x150 mm
 Ability to use a key lock:0260-03.




IP 44 UV IK 08 400 V ABS STEEL



RS-B 13-MOD 3X2P+Z, 2X3P+N+Z 16A, 3P+N+Z 32A WITH CABLE AND PLUG32A 5P

Type	Space for protection	Color	Pack.	Weight	Index
RS-B 13 mod	13 mod.	Gray RAL 7035	1 pc.	kg/1 pc.	6259-10

Protection degree IP 44, rated voltage 400V
 NORM: EN 61439-1, EN 60439-3, EN 62208
 Space for protection: 13 mod.,
 protections included: C40/4/0,03 C25/3 3xC16
 Cable: OnPD 5x6mm² – 5 m + plug 3P+N+Z 32A
 Dimensions: 370x820x480 mm
 Ability to use a key lock:0260-03.



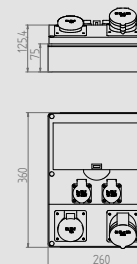
IP 44 UV IK 08 400 V ABS



RSO-13 MOD 2X2P+Z, 3P+N+Z 16A, 3P+N+Z 32A

Type	Color	Pack.	Weigh	Index new
RS-13	Gray RAL 7035	1 pc.	kg/100 pc.	
		1	1,8	6210-00

Protection degree IP 44, rated voltage 400V
 NORM: EN 61439-1, EN 60439-3, EN 62208
 Space for protection: 12 mod. Old index 6250-00
 Dimensions: 260x360x130 mm
 Sealing possibility: doors.



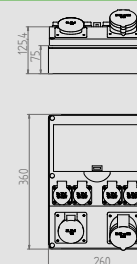
IP 44 UV IK 08 400 V ABS



RS-13 MOD 4X2P+Z, 3P+N+Z 16A, 3P+N+Z 32A

Type	Color	Pack.	Weigh	Index new
RS-13	Gray RAL 7035	1 pc.	kg/100 pc.	
		1	1,87	6210-01

Protection degree IP 44, rated voltage 400V
 NORM: EN 61439-1, EN 60439-3, EN 62208
 Space for protection: 12 mod. Old index 6250-01
 Dimensions: 260x360x130 mm
 Sealing possibility: doors.



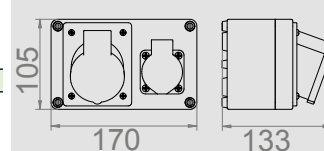
IP 44 UV IK 08 400 V ABS



RS-2 2P+Z, 3P+N+Z 16A

Type	Space for protection	Color	Pack.	Weight	Index old	Index new
RS-2	none	Gray RAL 7035	1 pc.	kg/1 pc.	6261-00	6202-00

Protection degree IP 44, rated voltage 400V
 Norm: PN-EN 61439-3:2012
 Old index 6261-00
 No protections.
 Dimensions: 165x125x105 mm



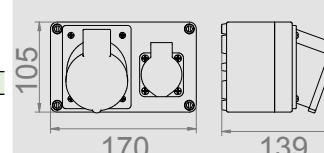
IP 44 UV IK 08 400 V ABS



RS-2 2P+Z, 3P+N+Z 32A

Type	Space for protection	Color	Pack.	Weight	Index old	Index new
RS-2	none	Gray RAL 7035	1 pc.	kg/1 pc.	6262-00	6202-01

Protection degree IP 44, rated voltage 400V
 Norm: PN-EN 61439-3:2012
 Old index 6262-00
 No protections.
 Dimensions: 165x125x105 mm



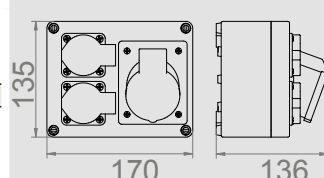
IP 44 UV IK 08 400 V ABS



RS-3 2X2P+Z, 3P+N+Z 16A

Type	Space for protection	Color	Pack.	Weight	Index new
RS-2	none	Gray RAL 7035	1 pc.	kg/1 pc.	6203-00

Protection degree IP 44, rated voltage 400V
 Norm: PN-EN 61439-3:2012
 Old index 6263-00
 No protections.
 Dimensions: 175x150x135 mm



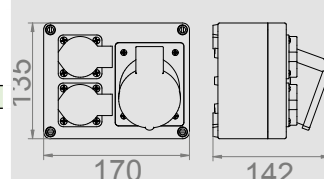
IP 44 UV IK 08 400 V ABS



RS-3 2X2P+Z, 3P+N+Z 32A

Type	Space for protection	Color	Pack.	Weight	Index new
RS-2	none	Gray RAL 7035	1 pc.	kg/1 pc.	6203-01

Protection degree IP 44, rated voltage 400V
 Norm: PN-EN 61439-3:2012
 Old index 6264-00
 No protections.
 Dimensions: 175x150x135 mm



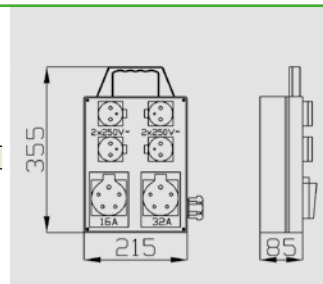
IP 44 UV IK 08 400 V ABS



RS-P 4X2P+Z, 3P+N+Z 16A, 3P+N+Z 32A

Type	Space for protection	Color	Pack.	Weight	Index
RS-P	none	Gray RAL 7035	1 pc.	kg/1 pc.	6214-00

Protection degree IP 44, rated voltage 400V
 Norm: PN-EN 61439-3:2012
 No protections.
 In: OnPD 5x16 mm² – 2 m + plug 3P+N+Z 16A
 Dimensions: 215x355x85 mm



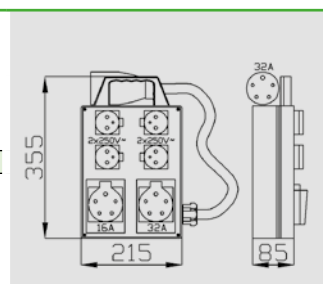
IP 44 UV IK 08 400 V ABS



RS-P 4X2P+Z, 3P+N+Z 16A, 3P+N+Z 32A WITH CABLE AND PLUG 32A 5P

Type	Space for protection	Color	Pack.	Weight	Index
RS-P	nie dotyczy	Gray RAL 7035	1 pc.	kg/1 pc.	6214-10

Protection degree IP 44, rated voltage 400V
 Norm: PN-EN 61439-3:2012
 No protections.
 Dimensions: 215x355x85 mm
 In: gland PG21



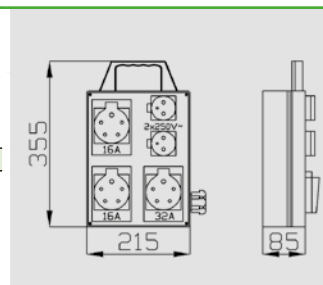
IP 44 UV IK 08 400 V ABS



RS-P 2X2P+Z, 2X3P+N+Z 16A, 3P+N+Z 32A

Type	Space for protection	Color	Pack.	Weight	Index
RS-P	none	Gray RAL 7035	1 pc.	kg/1 pc.	6215-00

Protection degree IP 44, rated voltage 400V
 Norm: PN-EN 61439-3:2012
 No protections.
 Dimensions: 215x355x85 mm
 In: gland PG21



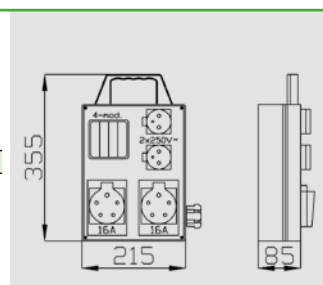
IP 44 UV IK 08 400 V ABS



RS-P 4-MOD 2X2P+Z, 2X3P+N+Z 16A

Type	Space for protection	Color	Pack.	Weight	Index
RS-P	4 mod.	Gray RAL 7035	1 pc.	kg/1 pc.	6211-00

Protection degree IP 44, rated voltage 400V
 Norm: PN-EN 61439-3:2012
 Space for protection – 4 mod.
 Dimensions: 215x355x85 mm
 In: gland PG21



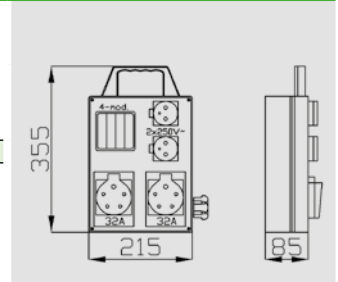
IP 44 UV IK 08 400 V ABS



RS-P 4-MOD 2X2P+Z, 2X3P+N+Z 32A

Type	Space for protection	Color	Pack.	Weight	Index
RS-P-4	4 mod.	Gray RAL 7035	1 pc.	kg/1 pc.	6212-00

Protection degree IP 44, rated voltage 400V
 Norm: PN-EN 61439-3:2012
 Space for protection – 4 mod.
 Dimensions: 215x355x85 mm
 In: gland PG21



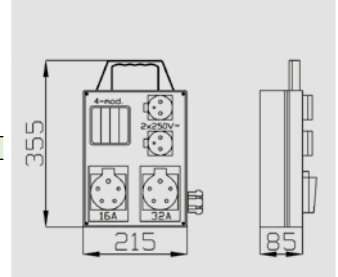
IP 44 UV IK 08 400 V ABS



RS-P 4-MOD 2X2P+Z, 3P+N+Z 16A, 3P+N+Z 32A

Type	Space for protection	Color	Pack.	Weight	Index
RS-P-4	4 mod.	Gray RAL 7035	1 pc.	kg/1 pc.	6213-00

Protection degree IP 44, rated voltage 400V
 Norm: PN-EN 61439-3:2012
 Space for protection – 4 mod.
 Dimensions: 215x355x85 mm
 In: gland PG21



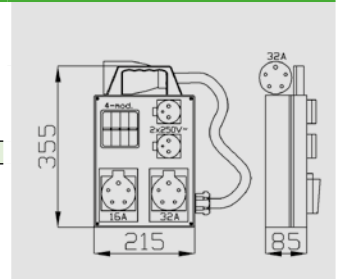
IP 44 UV IK 08 400 V ABS



RS-P 4-MOD 2X2P+Z, 3P+N+Z 16A, 3P+N+Z 32A WITH CABLE AND PLUG 32A 5P INCLUDED

Type	Space for protection	Color	Pack.	Weight	Index
RS-P-4	nie dotyczy	Gray RAL 7035	1 pc.	kg/1 pc.	6213-10

Protection degree IP 44, rated voltage 400V
 Norm: PN-EN 61439-3:2012
 Protections: C16/3 + C16
 Cable OnPD 5x16 mm² – 2 m + plug 3P+N+Z 32A
 Dimensions: 215x355x85 mm



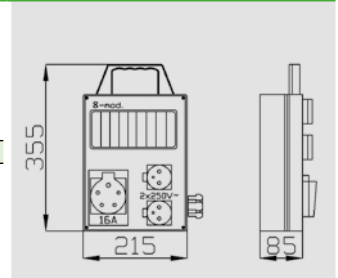
IP 44 UV IK 08 400 V ABS



RS 8-MOD. 2X 2P+Z 16A 250V, 3P+N+Z 16A 400V

Type	Space for protection	Color	Pack.	Weight	Index
RS-P-8	8 mod.	Gray RAL 7035	1 pc.	kg/1 pc.	6216-00

Protection degree IP 44, rated voltage 400V
 Norm: PN-EN 61439-3:2012
 Space for protection – 8 mod.
 Dimensions: 215x355x85 mm
 In: gland PG21



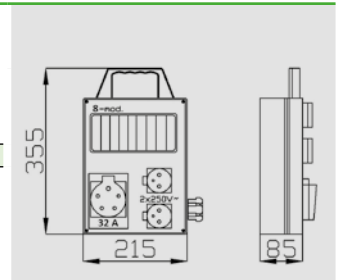
IP 44 UV IK 08 400 V ABS



RS 8-MOD 2X 2P+Z 16A 250V, 3P+N+Z 32A 400V

Type	Space for protection	Color	Pack.	Weight	Index
RS-P-8	8 mod.	Gray RAL 7035	1 pc.	kg/1 pc.	6216-10

Protection degree IP 44, rated voltage 400V
 Norm: PN-EN 61439-3:2012
 Space for protection – 8 mod.
 Dimensions: 215x355x85 mm
 In: gland PG21



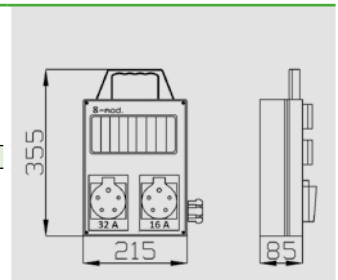
IP 44 UV IK 08 400 V ABS



RS 8-MOD 3P+N+Z 16A 400V, 3P+N+Z 32A 400V

Type	Space for protection	Color	Pack.	Weight	Index
RS-P-8	8 mod.	Gray RAL 7035	1 pc.	kg/1 pc.	6216-20

Protection degree IP 44, rated voltage 400V
 Norm: PN-EN 61439-3:2012
 Space for protection – 8 mod.
 Dimensions: 215x355x85 mm
 In: gland PG21



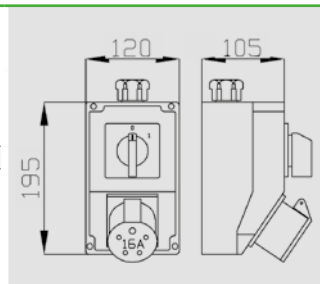
IP 44 UV IK 08 400 V ABS



RS-Z SWITCH 0-1, 3P+N+Z 16A

Type	Space for protection	Color	Pack.	Weight	Index
RS-Z	none	Gray RAL 7035	1 pc.	kg/1 pc.	6271-00

Protection degree IP 44, rated voltage 400V
 Norm: PN-EN 61439-3:2012
 Switch cam 0-1, 16A
 Dimensions: 120x195x105 mm



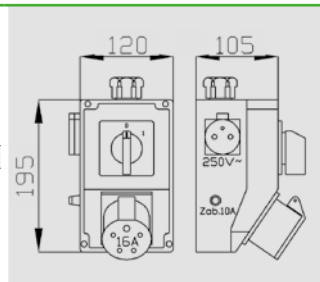
IP 44 UV IK 08 400 V ABS



RS-Z SWITCH 0-1, 3P+N+Z 16A, 2P+Z 230V

Type	Space for protection	Color	Pack.	Weight	Index
RS-Z	none	Gray RAL 7035	1 pc.	kg/1 pc.	6272-00

Protection degree IP 44, rated voltage 400V
 Norm: PN-EN 61439-3:2012
 Switch cam 0-1, 16A
 Dimensions: 120x195x105 mm



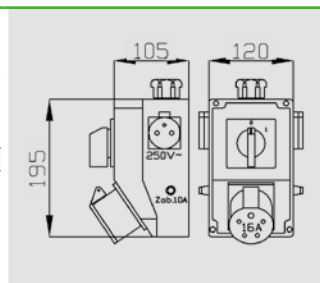
IP 44 UV IK 08 400 V ABS



RS-Z SWITCH 0-1, 3P+N+Z 16A, 2X2P+Z 230V

Type	Space for protection	Color	Pack.	Weight	Index
RS-Z	none	Gray RAL 7035	1 pc.	kg/1 pc.	6273-00

Protection degree IP 44, rated voltage 400V
 Norm: PN-EN 61439-3:2012
 Switch cam 0-1, 16A
 Dimensions: 120x195x105 mm



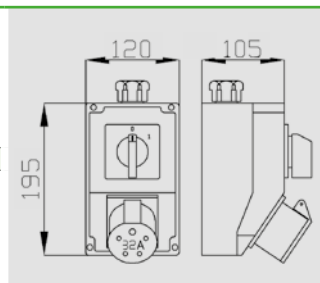
IP 44 UV IK 08 400 V ABS



RS-Z SWITCH 0-1, 3P+N+Z 32A

Type	Space for protection	Color	Pack.	Weight	Index
RS-Z	none	Gray RAL 7035	1 pc.	kg/1 pc.	6274-00

Protection degree IP 44, rated voltage 400V
 Norm: PN-EN 61439-3:2012
 Switch cam 0-1, 32A
 Dimensions: 120x195x105 mm



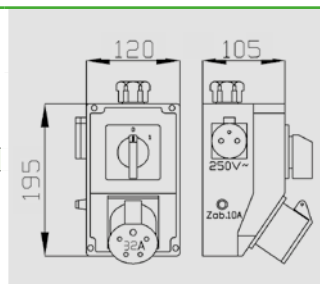
IP 44 UV IK 08 400 V ABS



RS-Z SWITCH 0-1, 3P+N+Z 32A, 2P+Z 230V

Type	Space for protection	Color	Pack.	Weight	Index
RS-Z	none	Gray RAL 7035	1 pc.	kg/1 pc.	6275-00

Protection degree IP 44, rated voltage 400V
 Norm: PN-EN 61439-3:2012
 Switch cam 0-1, 32A
 Dimensions: 120x195x105 mm



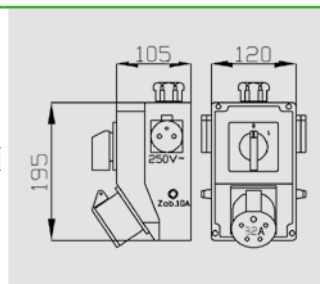
IP 44 UV IK 08 400 V ABS



RS-Z SWITCH 0-1, 3P+N+Z 32A, 2X2P+Z 230V

Type	Space for protection	Color	Pack.	Weight	Index
RS-Z	none	Gray RAL 7035	1 pc.	kg/1 pc.	6276-00

Protection degree IP 44, rated voltage 400V
 Norm: PN-EN 61439-3:2012
 Switch cam 0-1, 32A
 Dimensions: 120x195x105 mm



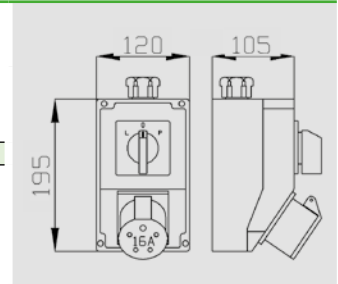
IP 44 UV IK 08 400 V ABS



RS-Z SWITCH L-0-P, 3P+N+Z 16A

Type	Space for protection	Color	Pack.	Weight	Index
RS-Z	none	Gray RAL 7035	1 pc.	kg/1 pc.	6271-20

Protection degree IP 44, rated voltage 400V
 Norm: PN-EN 61439-3:2012
 Switch cam L-0-P, 16A
 Dimensions: 120x195x105 mm



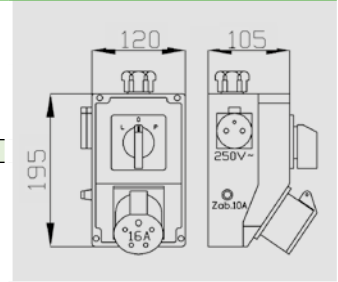
IP 44 UV IK 08 400 V ABS



RS-Z SWITCH L-0-P, 3P+N+Z 16A, 2P+Z 230V

Type	Space for protection	Color	Pack.	Weight	Index
RS-Z	none	Gray RAL 7035	1 pc.	kg/1 pc.	6272-20

Protection degree IP 44, rated voltage 400V
 Norm: PN-EN 61439-3:2012
 Switch cam L-0-P, 16A
 Dimensions: 120x195x105 mm



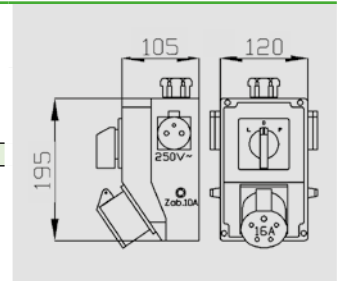
IP 44 UV IK 08 400 V ABS



RS-Z SWITCH L-0-P, 3P+N+Z 16A, 2X2P+Z 230V

Type	Space for protection	Color	Pack.	Weight	Index
RS-Z	none	Gray RAL 7035	1 pc.	kg/1 pc.	6273-20

Protection degree IP 44, rated voltage 400V
 Norm: PN-EN 61439-3:2012
 Switch cam L-0-P, 16A
 Dimensions: 120x195x105 mm



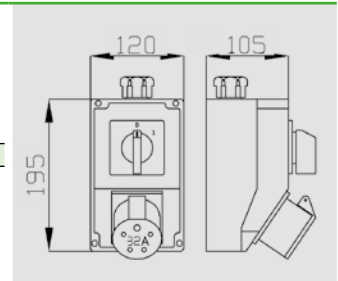
IP 44 UV IK 08 400 V ABS



RS-Z SWITCH L-0-P, 3P+N+Z 32A

Type	Space for protection	Color	Pack.	Weight	Index
RS-Z	none	Gray RAL 7035	1 pc.	kg/1 pc.	6274-20

Protection degree IP 44, rated voltage 400V
 Norm: PN-EN 61439-3:2012
 Switch cam L-0-P, 32A
 Dimensions: 120x195x105 mm



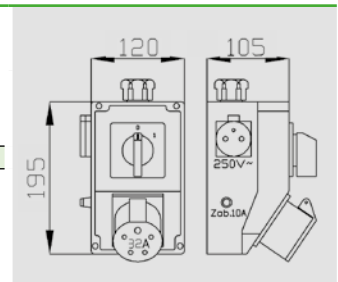
IP 44 UV IK 08 400 V ABS



RS-Z SWITCH L-0-P, 3P+N+Z 32A, 2P+Z 230V

Type	Space for protection	Color	Pack.	Weight	Index
RS-Z	none	Gray RAL 7035	1 pc.	kg/1 pc.	6275-20

Protection degree IP 44, rated voltage 400V
 Norm: PN-EN 61439-3:2012
 Switch cam L-0-P, 32A
 Dimensions: 120x195x105 mm



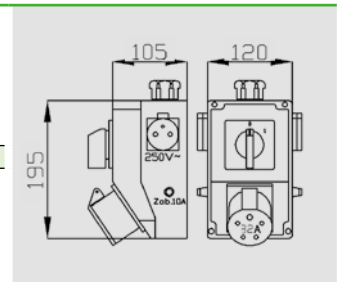
IP 44 UV IK 08 400 V ABS



RS-Z SWITCH L-0-P, 3P+N+Z 32A, 2X2P+Z 230V

Type	Space for protection	Color	Pack.	Weight	Index
RS-Z	none	Gray RAL 7035	1 pc.	kg/1 pc.	6276-20

Protection degree IP 44, rated voltage 400V
 Norm: PN-EN 61439-3:2012
 Switch cam L-0-P, 32A
 Dimensions: 120x195x105 mm



IP 44 IK 08 400 V ABS



RS-W 3X2P+Z, 3P+N+Z 16A, WITH HANGER

Type	Color	Pack.	Weigh	Index
RS-W	Gray RAL 7035	1 pc.	kg/100 pc.	
		1	0,4	6200-00

Protection degree IP 44, rated voltage 400V
 NORM: EN 61439-1, EN 60439-3, EN 62208
 3x250V Socket blue, Socket Power 16A bottom power slot.
 Dimensions: 104x104x193 mm



16A 5P

IP 44 IK 08 400 V ABS



RS-W 4X2P+Z, 3P+N+Z 16A

Type	Color	Pack.	Weigh	Index
RS-W	Gray RAL 7035	1 pc.	kg/100 pc.	
		1	0,4	6200-01

Protection degree IP 44, rated voltage 400V
 NORM: EN 61439-1, EN 60439-3, EN 62208
 4x250V blue socket, power socket 5P/16A bottom
 Dimensions: 104x104x193 mm



16A 5P

IP 44 IK 08 400 V ABS



RS-W 4X2P+Z, 3P+N+Z 32A

Type	Color	Pack.	Weigh	Index
RS-W	Gray RAL 7035	1 pc.	kg/100 pc.	
		1	0,4	6200-03

Protection degree IP 44, rated voltage 400V
 NORM: EN 61439-1, EN 60439-3, EN 62208
 4x250V blue socket, power socket 32A/5P bottom
 Dimensions: 104x104x193 mm



32A 5P

IP 44 IK 08 400 V ABS



RS-W 3X2P+Z, 3P+N+Z 5P/32A WITH HANGER

Type	Color	Pack.	Weigh	Index
RS-W	Gray RAL 7035	1 pc.	kg/100 pc.	
		1	0,4	6200-02

Protection degree IP 44, rated voltage 400V
 NORM: EN 61439-1, EN 60439-3, EN 62208
 3x250V blue socket, power socket 5P/32A bottom.
 Dimensions: 104x104x193 mm



32A 5P

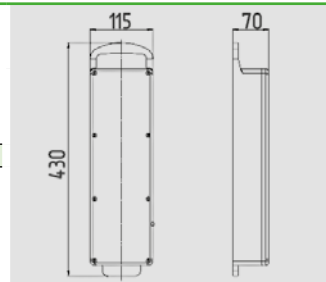
IP 44 UV IK 10



RS-P RUBBER 6X2P+Z WITH CABLE AND PLUG 16A 250 V

Type	Color	Pack.	Weight	Index
Extension power cord	Black RAL 9005	1 pc.	kg/1 pc.	
		1	1,47	7000-10

6x2P+Z with cable OnPd 3x2,5 mm² - 2 m with plug 16A 250V
Dimensions: 115x430x70 mm



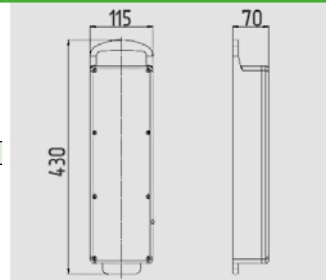
IP 44 UV IK 10



RS-P RUBBER 6X2P+Z WITH CABLE AND PLUG 5P/16A

Type	Color	Pack.	Weight	Index
Extension power cord	Black RAL 9005	1 pc.	kg/1 pc.	
		1	1,48	7001-10

6x2P+Z with cable OnPd 5x2,5 mm² - 2 m with plug 16A 5P
Dimensions: 115x430x70 mm



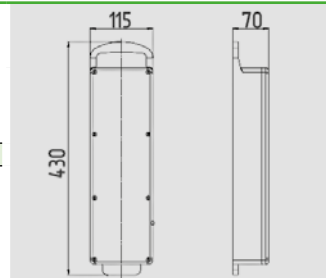
IP 44 UV IK 10



RS-P RUBBER 4X2P+Z, 3P+N+Z 32A WITH CABLE AND PLUG 5P/32A

Type	Color	Pack.	Weight	Index
Extension power cord	Black RAL 9005	1 pc.	kg/1 pc.	
		1	1,48	7002-10

4x2P+Z, 3P+N+Z 32A with cable OnPd 5x2,5 mm² - 2 m with plug 5P/32 A
Dimensions: 115x430x70 mm



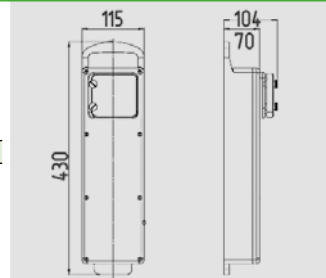
IP 44 UV IK 10



RS-P RUBBER 3X2P+Z WITH PROTECTION C4/40/0,03 A I WTYKĄ 16A 5P

Type	Color	Pack.	Weight	Index
Extension power cord	Black RAL 9005	1 pc.	kg/1 pc.	
		1	1,48	7010-10

3x2P+Z with cable OnPd 5x2,5 mm² with plug 5P
Place for protections: 4-mod.
With protections: C4/40/0,03 A
Dimensions: 115x430x70 mm



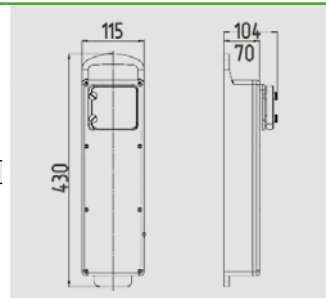
IP 44 UV IK 10



RS-P RUBBER 4X2P+Z WITH PROTECTION C2/25/0,03 A WITH CABLE AND PLUG 16A 250V

Type	Color	Pack.	Weight	Index
Extension power cord	Black RAL 9005	1 pc.	kg/1 pc.	
		1	1,49	7011-10

4x2P+Z, 2x3P+N+Z 16A with cable OnPd 3x2,5 mm² with plug 16A
Place for protections: 4-mod.
With protections: C2/25/0,03 A
Dimensions: 115x430x70 mm



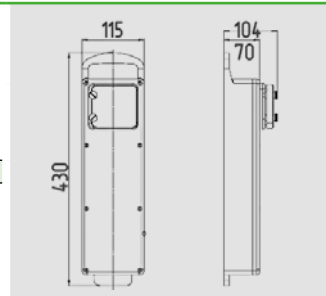
IP 44 UV IK 10



RS-P RUBBER 2X2P+Z, 2X3P+N+Z 32A WITH PROTECTION C4/40/0,03 A WITH CABLE AND PLUG 5P 32A

Type	Color	Pack.	Weight	Index
Extension power cord	Black RAL 9005	1 pc.	kg/1 pc.	
		1	1,5	7012-10

2x2P+Z, 2x3P+N+Z 32A with cable OnPd 5x2,5 mm² with plug 32A
Place for protections: 4-mod.
With protections: C4/40/0,03 A
Dimensions: 115x430x70 mm



IP 44 400 V



POWER PLUG 16A

Type	Color	Pack.	Weight	Index
		1 pc.	kg/1 pc.	
16A / 4P	Red RAL 3020	10	0,13	X100034
16A / 5P	Red RAL 3020	10	0,15	X100058

Norm: IEC 60309 EN60309 VDE 0623
Screw terminals.
The quick closing system.

IP 44 400 V



POWER PLUG 32A

Type	Color	Pack.	Weight	Index
		1 pc.	kg/1 pc.	
32A / 4P	Red RAL 3020	10	0,20	X100096
32A / 5P	Red RAL 3020	10	0,23	X100119

Norm: IEC 60309 EN60309 VDE 0623
Screw terminals.
The quick closing system.

IP 44 400 V



POWER SOCKET MOBILE 16A

Type	Color	Pack.	Weight	Index
		1 pc.	kg/1 pc.	
16A / 4P	Red RAL 3020	10	0,16	X100454
16A / 5P	Red RAL 3020	10	0,18	X100461

Norm: IEC 60309 EN60309 VDE 0623
Screw terminals.
The quick closing system.

IP 44 400 V



POWER SOCKET MOBILE 32A

Type	Color	Pack.	Weight	Index
		1 pc.	kg/1 pc.	
32A / 4P	Red RAL 3020	10	0,24	X100485
32A / 5P	Red RAL 3020	10	0,28	X100492

Norm: IEC 60309 EN60309 VDE 0623
Screw terminals.
The quick closing system.

IP 67 400 V



POWER PLUG 63A

Type	Color	Pack.	Weight	Index
		1 pc.	kg/1 pc.	
63A / 5P	Red RAL 3020	2	0,65	XS53S35

Norm: IEC 60309 EN60309 VDE 0623
Screw terminals.
The quick closing system.

IP 67 400 V



POWER SOCKET MOBILE 63A

Type	Color	Pack.	Weight	Index
		1 pc.	kg/1 pc.	
63A / 5P	Red RAL 3020	2	0,77	XK53S53

Norm: IEC 60309 EN60309 VDE 0623
Screw terminals.
The quick closing system.

IP 44 **400 V**



SOCKET 16A

Type	Color	Pack.	Weight	Index
16A / 4P	Red RAL 3020	10	0,16	X100256
16A / 5P	Red RAL 3020	10	0,18	X100270

Norm: IEC 60309 EN60309 VDE 0623
Screw terminals.
The quick closing system.

IP 44 **400 V**



SOCKET 32A

Type	Color	Pack.	Weight	Index
32A / 4P	Red RAL 3020	10	0,24	X100300
32A / 5P	Red RAL 3020	10	0,28	X100324

Norm: IEC 60309 EN60309 VDE 0623
Screw terminals.
The quick closing system.

IP 44 **250 V**



PLUG 16A 250V

Type	Color	Pack.	Weight	Index
16A / 3P	Blue RAL 5005	10	0,10	XS31S20

Norm: IEC 60309 EN60309 VDE 0623
Screw terminals.
The quick closing system.

IP 44 **250 V**



MOBILE SOCKET 16A 250V

Type	Color	Pack.	Weight	Index
16A / 3P	Blue RAL 5005	10	0,14	XK31S20

Norm: IEC 60309 EN60309 VDE 0623
Screw terminals.
The quick closing system.

IP 44 **250 V**



SOCKET 16A 250V

Type	Color	Pack.	Weight	Index
16A / 3P	Blue RAL 5005	10	0,20	XD31S20

Norm: IEC 60309 EN60309 VDE 0623
Screw terminals.
The quick closing system.

IP 44 **250 V**



PLUG RUBBER 16A 250 V

Type	Color	Pack.	Weight	Index
16A / 3P 3x15mm ²	Black RAL 9005	1 pc.	kg/1 pc.	
16A / 3P 3x2,5mm ²	Black RAL 9005	10	0,06	X1419190
		10	0,08	X1149290

Norm DIN 49440/441
Full rubber casing.
For wires 3x1,5 mm² 3x2,5mm²

IP 44 **250 V**



SOCKET RUBBER MOBILE 2P+Z 16A 250V WITH COLLAR

Type	Color	Pack.	Weight	Index
16A/2P+Z	Black RAL 9005	1 pc.	kg/1 pc.	
		5	0,12	X1479291

Norm DIN 49440/441
Full rubber casing.
For wires 3x1,5 mm²

IP 44 **250 V**



RUBBER SPLITTER 3X2P+Z 16A 250V WITH RUBBER COLLARS IP 44

Type	Color	Pack.	Weight	Index
16A/3x2P+Z	Black RAL 9005	1 pc.	kg/1 pc.	
		5	0,42	X1473292

Norm DIN 49440/441
3x2P+Z 16A 250V with rubber collars IP 44
Full rubber casing.

IP 44 **250 V**



PLUG 16A 250V

Type	Color	Pack.	Weight	Index
16A / 3P	Black RAL 9005	1 pc. 10	kg/1 pc. 0,08	X1519100

Norm DIN 49440/441
3xsockets 250V/16A – flap IP 44
For wires 3x1,5 mm²

IP 44 **250 V**



PLUG 16A 250V

Type	Color	Pack.	Weight	Index
16A / 3P	Red RAL 3020	1 pc. 10	kg/1 pc. 0,08	X1519140

Norm DIN 49440/441
Full rubber casing., For wires 3x1,5 mm²

IP 44 **250 V**



PLUG 16A 250V

Type	Color	Pack.	Weight	Index
16A / 3P	Blue RAL 5005	1 pc. 10	kg/1 pc. 0,08	X1519150

Norm DIN 49440/441
For wires 3x1,5 mm²

IP 44 **250 V**



MOBILE SOCKET 2P+Z 16A 250V

Type	Color	Pack.	Weight	Index
16A / 3P	Black RAL 9005	1 pc. 10	kg/1 pc. 0,1	X1579202

Norm NF C61-314, NBN C61-112
For wires 3x1,5 mm²
With IP44 sealing flange and shutters current paths.

IP 44 **250 V**



MOBILE SOCKET 2P+Z 16A 250V

Type	Color	Pack.	Weight	Index
16A / 3P	Red RAL 3020	1 pc. 10	kg/1 pc. 0,1	X1579242

Norm NF C61-314, NBN C61-112
For wires 3x1,5 mm²
With IP44 sealing flange and shutters current paths.

IP 44 **250 V**



MOBILE SOCKET 2P+Z 16A 250V

Type	Color	Pack.	Weight	Index
16A / 3P	Blue RAL 5005	1 pc. 10	kg/1 pc. 0,1	X1579252

Norm NF C61-314, NBN C61-112
For wires 3x1,5 mm²
With IP44 sealing flange and shutters current paths.



RS-13 MOD 4X2P+Z, 16A 5P, 32A 5P
6210-01



Enclosures **ZK**

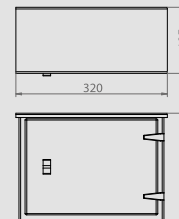
IP 44 PCV 650 °C 400 V



THERMOPLASTIC ENCLOSURES PCV 32/25

Type	Color	Pack.	Weight	Index
ZN-32/25	White RAL 9003	1 pc.	kg/1 pc.	1851-00

Equipped with a key lock.
Norm: PN-EN 62208:2006
Dimensions: 320 x 250 x 195mm



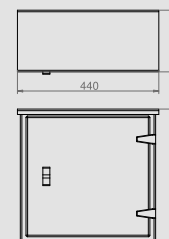
IP 44 PCV 650 °C 400 V



THERMOPLASTIC ENCLOSURES PCV 42/42

Type	Color	Pack.	Weight	Index
ZN-42/42	White RAL 9003	1 pc.	kg/1 pc.	1852-00

Equipped with a key lock.
Norm: PN-EN 62208:2006
Dimensions: 440 x 423 x 195mm



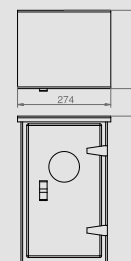
IP 44 PCV 650 °C 400 V



THERMOPLASTIC ENCLOSURES PCV 1/3 PHASE

Type	Color	Pack.	Weight	Index
ZN-1/3F	White RAL 9003	1 pc.	kg/1 pc.	1853-00

Equipped with a key lock.
Norm: PN-EN 62208:2006
Dimensions: 436 x 274 x 230mm



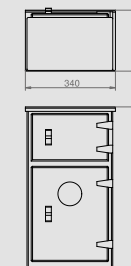
IP 44 PCV 650 °C 400 V



THERMOPLASTIC ENCLOSURES PCV 1/3 PHASE WITH PROTECT TYPE S

Type	Color	Pack.	Weight	Index
ZN-1/3F+S	White RAL 9003	1 pc.	kg/1 pc.	1854-00

Equipped with a key lock.
Norm: PN-EN 62208:2006
Dimensions: 615 x 340 x 230 mm



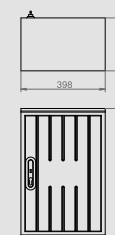
IP 44 PCV 650 °C 400 V



ENCLOSURES THERMOSET ZK-1

Type	Color	Pack.	Weight	Index
ZK-1	White RAL 9003	1 pc.	kg/1 pc.	1855-00

Handle patent on the equipment.
NORM: PN-EN 62208:2006
Dimensions: 614 x 398 x 250 mm



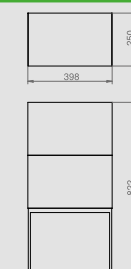
IP 44 PCV 650 °C 400 V



BASEMENT FOR ENCLOSURES TYPE ZK-1

Type	Color	Pack.	Weight	Index
Base ZK-1	White RAL 9003	1 pc.	kg/1 pc.	1856-00

Norm: PN-EN 62208:2006
Dimensions: 822 x 398 x 250 mm





Meter **boards**

CE

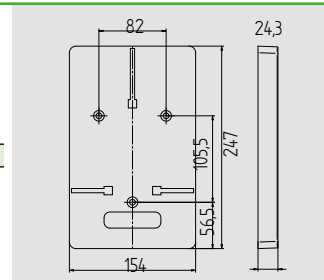
IP
20
650
°C
400
V
PS



METER BOARD 1-PHASE

Type	Color	Pack.	Waga	Index
1F	White RAL 9003	1 pc. 15	kg/pc. 0,16	0101-00

NORM: PN-EN 62208:2011; PN-EN 61439-1
Equipped with a set of mounting screws for the meter.
Dimensions: 154x247x24,3mm



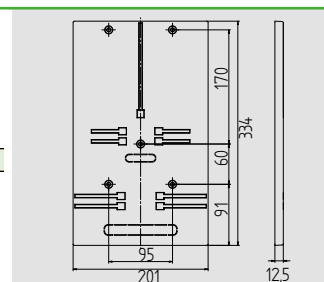
IP
20
650
°C
400
V
PS



METER BOARD 1/3-PHASE UNIVERSAL 334

Type	Color	Pack.	Waga	Index
3FU/334	White RAL 9003	1 pc. 15	kg/pc. 0,27	0102-00

NORM: PN-EN 62208:2011; PN-EN 61439-1
Equipped with a set of mounting screws for the meter.
Dimensions: 201x334x12,5mm



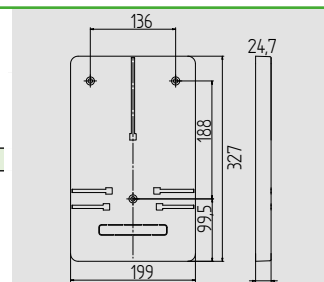
IP
20
650
°C
400
V
PS



METER BOARD 3-PHASE

Type	Color	Pack.	Waga	Index
3F	White RAL 9003	1 pc. 10	kg/pc. 0,22	0103-00

NORM: PN-EN 62208:2011; PN-EN 61439-1
Equipped with a set of mounting screws for the meter.
Dimensions: 199x327x24,7mm



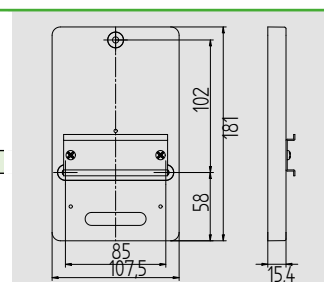
IP
20
650
°C
400
V
PS



METER BOARD CLOCK

Type	Color	Pack.	Waga	Index
TZ	White RAL 9003	1 pc. 20	kg/pc. 0,09	0109-00

NORM: PN-EN 62208:2011; PN-EN 61439-1
Dimensions: 107,5x181x15,4mm



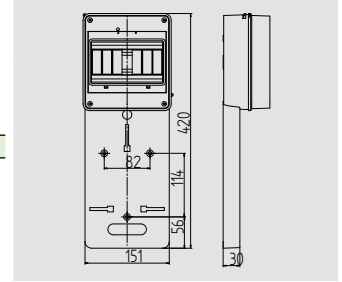
IP
20
650
°C
400
V
PS



METER BOARD 1-PHASE WITH PLACE FOR PROTECTIONS 7XS

Type	Color	Pack.	Waga	Index
1F7	White RAL 9003	1 pc.	kg/pc.	0111-00

Modules – 7 terminal block PE+N included
 NORM: PN-EN 62208:2011; PN-EN 61439-1
 N 1x(3x10mm²+2x16mm²)
 PE 1x(3x10mm²+2x16mm²)
 Equipped with a set of mounting screws for the meter.
 Dimensions: 151x420x30mm



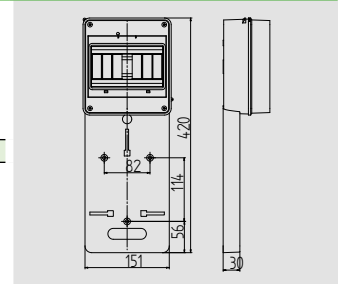
IP
20
650
°C
400
V
PS



METER BOARD 1-PHASE WITH PLACE FOR PROTECTIONS 7XS WITH WINDOW

Type	Color	Pack.	Waga	Index
1F7S	White RAL 9003	1 pc.	kg/pc.	0112-00

Modules – 7 terminal block PE+N included
 NORM: PN-EN 62208:2011; PN-EN 61439-1
 N 1x(3x10mm²+2x16mm²)
 PE 1x(3x10mm²+2x16mm²)
 Equipped with a set of mounting screws for the meter.
 Dimensions: 151x420x30mm



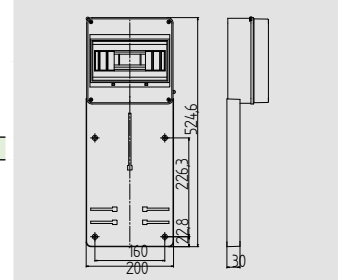
IP
20
650
°C
400
V
PS



METER BOARD 3-PHASE WITH PLACE FOR PROTECTIONS 9XS

Type	Color	Pack.	Waga	Index
3F9	White RAL 9003	1 pc.	kg/pc.	0113-00

Modules - 9 terminal block PE+N included
 NORM: PN-EN 62208:2011; PN-EN 61439-1
 N 1x(5x10mm²+2x16mm²)
 PE 1x(5x10mm²+2x16mm²)
 Equipped with a set of mounting screws for the meter.
 Dimensions: 200x524,6x30mm



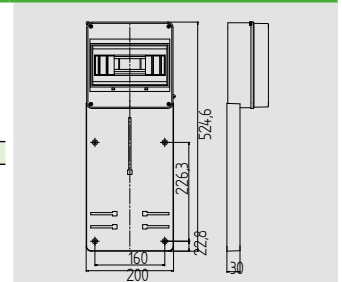
IP
20
650
°C
400
V
PS



METER BOARD 3-PHASE WITH PLACE FOR PROTECTIONS 9XS WITH WINDOW

Type	Color	Pack.	Waga	Index
3F9S	White RAL 9003	1 pc.	kg/pc.	0114-00

Modules - 9 terminal block PE+N included
 NORM: PN-EN 62208:2011; PN-EN 61439-1
 N 1x(5x10mm²+2x16mm²)
 PE 1x(5x10mm²+2x16mm²)
 Equipped with a set of mounting screws for the meter.
 Dimensions: 200x524,6x30mm

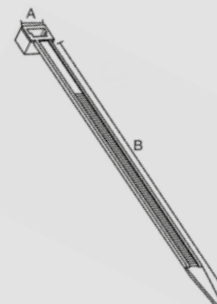




CABLE TIES BLACK

Type	Size [mm]		Color	Pack. 1 pc.	Weight pack./kg	Index
	A	B				
CABLE TIE	2,5	100	Black RAL 9005	100	0,30	WI008017
CABLE TIE	3,6	140	Black RAL 9005	100	0,80	WI008048
CABLE TIE	4,8	200	Black RAL 9005	100	1,42	WI008116
CABLE TIE	4,8	300	Black RAL 9005	100	2,00	WI008130
CABLE TIE	4,8	365	Black RAL 9005	100	2,20	WI008147
CABLE TIE	2,5	100	Black RAL 9005	25	0,10	WI080112
CABLE TIE	3,6	140	Black RAL 9005	25	0,22	WI080419
CABLE TIE	4,8	200	Black RAL 9005	25	0,38	WI081133
CABLE TIE	4,8	300	Black RAL 9005	25	0,56	WI081331
CABLE TIE	4,8	365	Black RAL 9005	25	0,72	WI081423
CABLE TIE	3,6	140	Black RAL 9005	25	0,22	WI080419
CABLE TIE	4,8	200	Black RAL 9005	25	0,38	WI081133
CABLE TIE	4,8	300	Black RAL 9005	25	0,56	WI081331
CABLE TIE	2,5	100	Black RAL 9005	25	0,10	WI080112
CABLE TIE	mix	mix	Black RAL 9005	5x15	1,00	WI014919

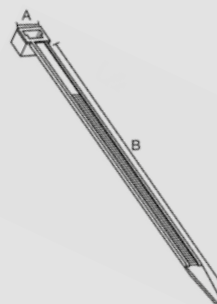
For fixing of cables, wires, pipes, connecting of the coils of cables.
CABLE TIES with vinyl.
MIX pack included: 2,5x100;3,6x140;4,8x200;4,8x300;4,8x365 / 15 pc.



CABLE TIES WHITE

Type	Size [mm]		Color	Pack. 1 pc.	Weight pack./kg	Index
	A	B				
CABLE TIE	2,5	100	White RAL 9003	100	0,30	WI080129
CABLE TIE	2,5	100	White RAL 9003	25	0,80	WI080136
CABLE TIE	3,6	140	White RAL 9003	100	1,42	WI080426
CABLE TIE	3,6	140	White RAL 9003	25	2,00	WI080433
CABLE TIE	4,8	200	White RAL 9003	100	2,20	WI081119
CABLE TIE	4,8	200	White RAL 9003	25	0,10	WI081140
CABLE TIE	4,8	300	White RAL 9003	100	0,22	WI081317
CABLE TIE	4,8	300	White RAL 9003	25	0,38	WI081348
CABLE TIE	4,8	365	White RAL 9003	100	0,56	WI081454
CABLE TIE	4,8	365	White RAL 9003	25	0,72	WI081461
CABLE TIE	3,6	140	White RAL 9003	25	0,22	WI080433
CABLE TIE	4,8	200	White RAL 9003	25	0,38	WI081140
CABLE TIE	4,8	300	White RAL 9003	25	0,56	WI081348
CABLE TIE	2,5	100	White RAL 9003	25	0,10	WI080136
CABLE TIE	mix	mix	White RAL 9003	5x15	1,00	WI001490

For fixing of cables, wires, pipes, connecting of the coils of cables.
CABLE TIES with vinyl.
MIX pack included: 2,5x100;3,6x140;4,8x200;4,8x300;4,8x365 /15 pc.



	SELF-EXTINGUISHING
	STABLE-40°C +85°C
	RESISTANT TO UV
	RESISTANT TO OILS, SALTS, ALKALI


STEEL



MOUNTING RAIL TS 35 / 1 MB

Type	Color	Pack.	Weight	Index
TS35	-	10	0,33	09446-00

Steel mounting rail TS 35 / 1mb




400 V



SWITCHING RAIL EPSŁ / 1 MB

Type	Color	Pack.	Weight	Index
EPSŁ – 1P 25 A/1mb	White RAL 9016	1	0,25	09447-00

Casing: plastic
Rail: copper
NORM: PN-EN60439-1, PNEN60439-2



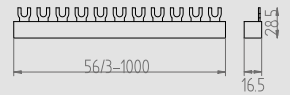
400 V



SWITCHING RAIL EPSŁ / 1MB

Type	Color	Pack.	Weight	Index
EPSŁ – 3P 63 A/1mb	White RAL 9016	1	0,6	09448-00

Casing: plastic
Rail: copper
NORM: PN-EN60439-1, PNEN60439-2.



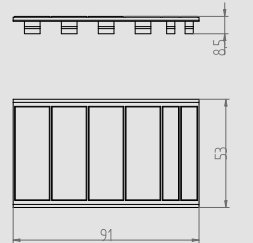
PS



GRILL, 5 POLES

Type	Color	Pack.	Weight	Index
Grill	White RAL 9016	100	0,9	3301-00

Mask unused spaces in enclosures.

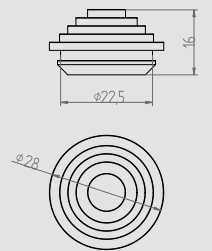


PCV



RUBBER GLAND Ø 20

Type	Color	Pack.	Weight	Index
Gland Ø 20	-	100	0,003	024003-00



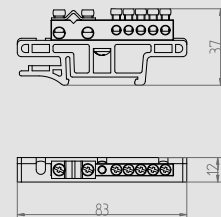
400 V PE



TERMINAL BAR 7-WAY

Type	Color	Pack.	Weight	Index
LZ-7/N	Blue RAL 5005	1 pc.	kg/1 pc.	0920-00
LZ-7/N	Green RAL 6018	20	0,04	0920-01

Terminal bar 7-way for mounting on a rail TH35



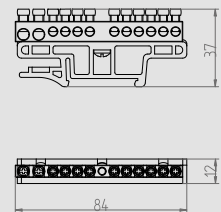
400 V PE



TERMINAL BAR 12-WAY

Type	Color	Pack.	Weight	Index
LZ-12/N	Blue RAL 5005	1 pc.	kg/1 pc.	0921-00
LZ-12/N	Green RAL 6018	20	0,05	0921-01

Terminal bar 12-way for mounting on a rail TH35



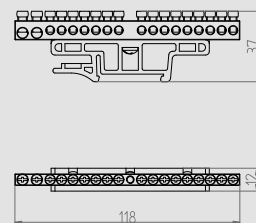
400 V PE



TERMINAL BAR 18-WAY

Type	Color	Pack.	Weight	Index
LZ-18/N	Blue RAL 5005	1 pc.	kg/1 pc.	0922-00
LZ-18/N	Green RAL 6018	20	0,07	0922-01

Terminal bar 18-way for mounting on a rail TH 35



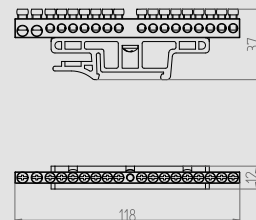
400 V PE



TERMINAL BAR 2X5-WAY

Type	Color	Pack.	Weight	Index
L2-5+5	Blue RAL 5005	1 pc.	kg/1 pc.	0924-00
L2-5+5	Green RAL 6018	20	0,07	0924-01

Terminal bar 18-way for mounting on a rail TH 35



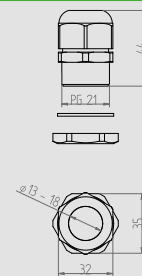
IP 68 UV PA



CABLE GLAND THREADED PG-21

Type	Color	Pack.	Weight	Index
PG-21	Gray RAL 7035	10	0,025	09465-00

Protection degree IP68
For wires Ø13-18 mm
Material: poliamid 6.6
Thermal condition: -40°C - +100°C



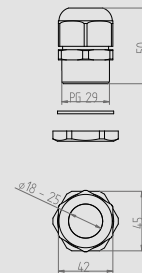
IP 68 UV PA



CABLE GLAND THREADED PG-29

Type	Color	Pack.	Weight	Index
PG-29	Gray RAL 7035	10	0,042	09466-00

Protection degree IP68
For wires Ø18-25 mm
Material: poliamid 6.6
Thermal condition: -40°C - +100°C



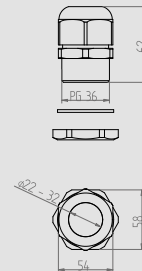
IP 68 UV PA



CABLE GLAND THREADED PG-36

Type	Color	Pack.	Weight	Index
PG-36	Gray RAL 7035	10	0,057	09467-00

Protection degree IP68
For wires Ø22-32 mm
Material: poliamid 6.6
Thermal condition: -40°C - +100°C



IP 68 UV PA



CABLE GLAND THREADED PG-42

Type	Color	Pack.	Weight	Index
PG-42	Gray RAL 7035	10	0,07	09468-00

Protection degree IP68
For wires Ø32-38 mm
Material: poliamid 6.6
Thermal condition: -40°C - +100°C




IP 68 UV PA



CABLE GLAND THREADED PG-48

Type	Color	Pack.	Weight	Index
PG-48	Gray RAL 7035	10	0,09	9469-00

Protection degree IP68
For wires Ø37-44 mm
Material: poliamid 6.6
Thermal condition: -40°C - +100°C



IP 68 UV PA



CABLE GLAND THREADED PG-7

Type	Color	Pack.	Weight	Index
PG-7	Gray RAL 7035	10	kg/1 pc.	09460-00

Protection degree IP68
For wires Ø3-6,5 mm
Material: poliamid 6.6
Thermal condition: -40°C - +100°C

IP 68 UV PA



CABLE GLAND THREADED PG-9

Type	Color	Pack.	Weight	Index
PG-9	Gray RAL 7035	10	kg/1 pc.	09461-00

Protection degree IP68
For wires Ø4-8 mm
Material: poliamid 6.6
Thermal condition: -40°C - +100°C

IP 68 UV PA



CABLE GLAND THREADED PG-11

Type	Color	Pack.	Weight	Index
PG-11	Gray RAL 7035	10	0,01 kg/1 pc.	09462-00

Protection degree IP68
For wires Ø5-10 mm
Material: poliamid 6.6
Thermal condition: -40°C - +100°C



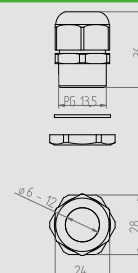
IP 68 UV PA



CABLE GLAND THREADED PG-13,5

Type	Color	Pack.	Weight	Index
PG-13,5	Gray RAL 7035	10	0,012 kg/1 pc.	09463-00

Protection degree IP68
For wires Ø6-12 mm
Material: poliamid 6.6
Thermal condition: -40°C - +100°C



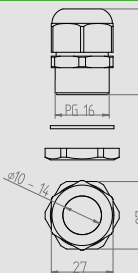
IP 68 UV PA



CABLE GLAND THREADED PG-16

Type	Color	Pack.	Weight	Index
PG-16	Gray RAL 7035	10	0,02 kg/1 pc.	09464-00

Protection degree IP68
For wires Ø10-14 mm
Material: poliamid 6.6
Thermal condition: -40°C - +100°C





BAKELITE HOLDER SMOOTH E-14

Type	Color	Pack.	Weigh	Index
E-14	Black	50	kg/100 pc.	1802-01



BAKELITE HOLDER SMOOTH E-27

Type	Color	Pack.	Weigh	Index
E-27	Black	30	kg/100 pc.	1806-01



HOLDER SMOOTH E-14

Type	Color	Pack.	Weigh	Index
E-14	White	50	kg/100 pc.	1803-00

Holder thermoplastic smooth E-14 white



HOLDER SMOOTH E - 27

Type	Color	Pack.	Weigh	Index
E-27	White	30	kg/100 pc.	1812-00



HOLDER SMOOTH E-14

Type	Color	Pack.	Weigh	Index
E-14	Black	50	kg/100 pc.	1813-01

Holder thermoplastic threaded double collar E-27 black



HOLDER THREADED E-14 + COLLAR

Type	Color	Pack.	Weigh	Index
E-14	White	50	kg/100 pc.	1804-00

Holder thermoplastic threaded with collar E-14 white do zastosowania w oświetleniu



HOLDER THREADED E-14 +COLLAR

Type	Color	Pack.	Weigh	Index
E-14	Black	50	kg/100 pc.	1811-01

Holder thermoplastic threaded double collar E-14 black



HOLDER THREADED E-27

Type	Color	Pack.	Weigh	Index
E-27	White	30	kg/100 pc.	1807-00



HOLDER THREADED E-27 + DOUBLE COLLAR

Type	Color	Pack.	Weigh	Index
E-27	White	30	kg/100 pc.	1809-00

Holder thermoplastic threaded double collar E-27 white



HOLDER THREADED E-27 + DOUBLE COLLAR

Type	Color	Pack.	Weigh	Index
E-27	Black	30	kg/100 pc.	1810-01

Holder thermoplastic threaded double collar E-27 black



HOLDER STEEL THREADED E-27

Type	Color	Pack.	Weigh	Index
E-27	steel	30	kg/100 pc.	1800-00



HOLDER METAL THREADED E-27

Type	Color	Pack.	Weigh	Index
E-27	steel	30	kg/100 pc.	1801-00



HOLDER THREADED E-27 WITH HANDLE

Type	Color	Pack.	Weigh	Index
E-27	White	30	kg/100 pc.	1820-00

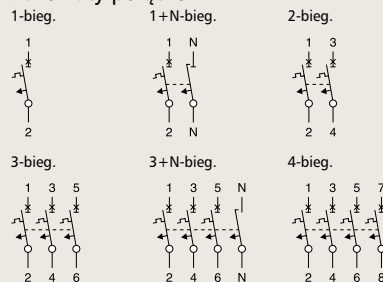
Holder thermoplastic threaded develop E-27 white+cable with handle

Wyłączniki nadprądowe CLS6

- Znamionowa zwarciova zdolność łączeniowa 6 kA wg IEC/EN 60898
- Dopasowane są konturem oraz wyglądem zewnętrznym do wyłączników różnicowoprądowych serii EPRPG, EPFPNG
- Wysoka selektywność w stosunku do poprzedzającego zabezpieczenia topikowego dzięki niewielkiej energii przepuszczanej
- Zaciski przyłączeniowe windowe: górne i dolne
- Możliwość oszynowania z góry i z dołu

- Spełniają wymagania koordynacji izolacji, odstęp zestyków ≥ 4 mm, dla pewniejszego elektrycznego rozłączenia
- Podłączenie zasilania dowolne (z góry lub z dołu)

Schematy połączeń



- Znamionowa zwarciova zdolność łączeniowa 6 kA wg. IEC/EN60947-2
- Możliwość równoległego podłączenia przewodów oraz szyny fazowej

Dane techniczne

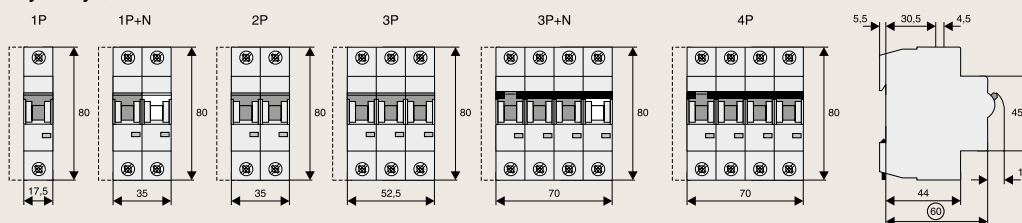
Elektryczne

Wykonanie zgodne z	IEC/EN 60898
Aktualne atesty zgodnie z nadrukiem	
Napięcie znamionowe	
CLS6	AC: 230/400V
CLS6	C: 48V (na bieg.)
	C: 250V (na bieg.)
Częstotliwość	50/60 Hz
Znamionowa zwarciova zdolność łączeniowa IEC/EN 60898	
CLS6	6 kA
Znamionowa zwarciova zdolność łączeniowa IEC/EN 60947-2	
CLS6-C	6 kA
Charakterystyki	B, C
Dobezpieczenie topikowe >6 kA	maks. 100 A gL
Klasa ograniczenia energii	3
Trwałość	≥ 8.000 przestawień
Kierunek zasilania	dowolny (z góry lub z dołu)

Mechaniczne

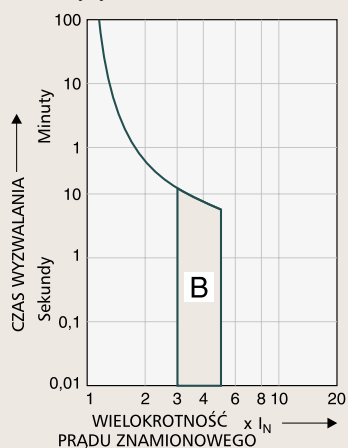
Wysokość czoła	45 mm
Wysokość aparatu	80 mm
Szerokość	17,5 mm na bieg. (1mod.)
Montaż	na szynie standardowej TS 35 mm IEC/EN 60715
Stopień ochrony	IP20
Zaciski z góry i z dołu	szynowe/windowe
Ochrona zacisków	przed palcami i dłońmi BGV A3, ÖVE-EN 6
Przekrój zacisków przyłączeniowych	1-25 mm ²
Moment dociskowy śrub zaciskowych	2-2,4 Nm
Grubość szyn łączeniowych	0,8 - 2 mm

Wymiary (mm)

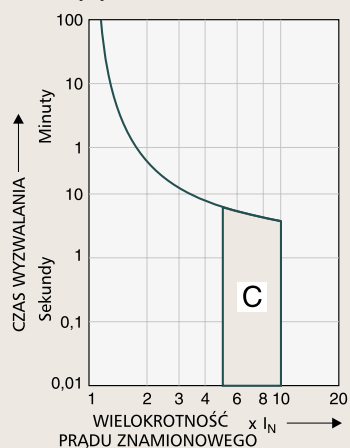


Charakterystyki wyzwalania (IEC/EN 60898)

Charakterystyka B

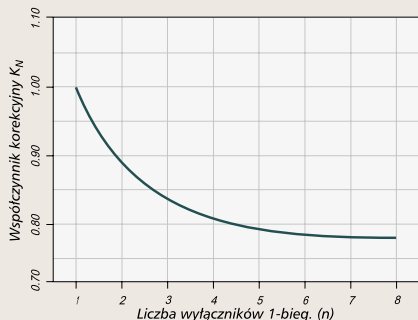


Charakterystyka C

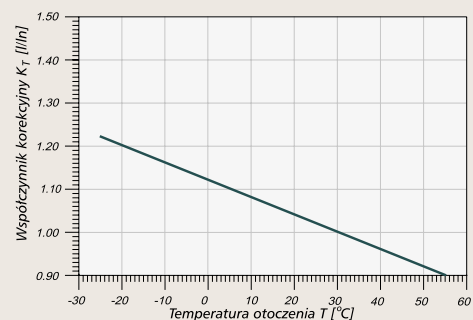


Obciążalność

Współczynnik korekcyjny K_N w zależności od ilości aparatów zamontowanych obok siebie (1 bieg.)

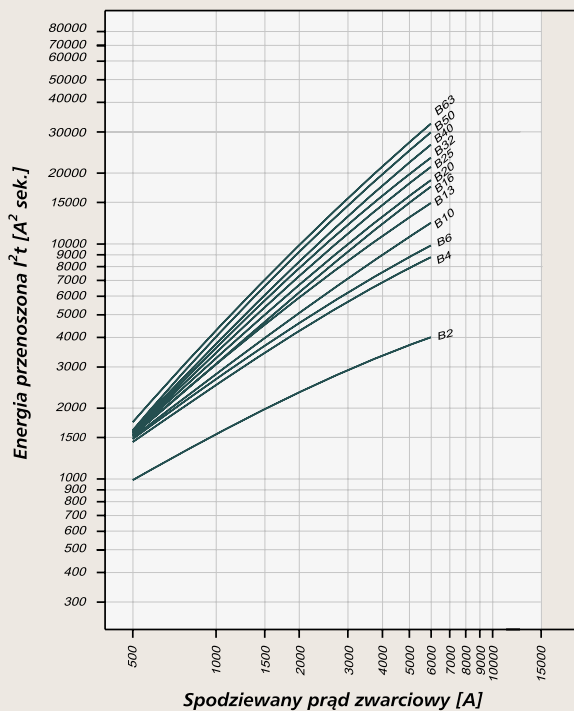


Wpływ temperatury otoczenia

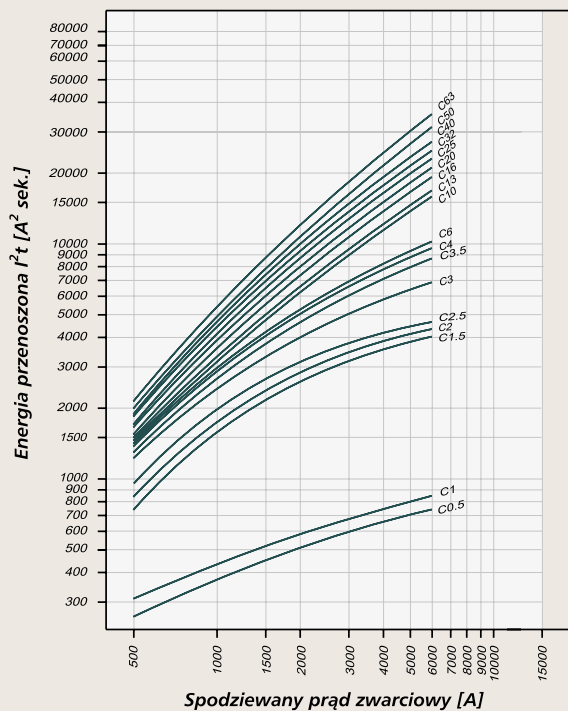


Energia przenoszona EP56

Energia przenoszona EP56. Charakterystyka B, 1-biegunowy



Energia przenoszona EP56. Charakterystyka C, 1-biegunowy



Określone zgodnie z EN 60898

Selektywność CLS6

- Selektywność wyłączników CLS6 (w kA) i poprzedzającego dobezpieczenia topikowego D0 lub NH typ gL/gG
- 1,4 ... selektywność do 1,4 kA; ... brak selektywności

Poprzedzające zabezpieczenie D01, D02, D03

Prąd znamionowy I_n CLS6 w A	Prąd znamionowy zabezpieczenia poprzedzającego w A gL/gG									
	10	16	20	25	35	50	63	80	100	
Charakterystyka B	2	<0,5	<0,5	0,5	0,8	2,2	6,0	6,0	6,0	6,0
	4	<0,5	<0,5	<0,5	0,5	1,2	3,1	5,5	6,0	6,0
	6		<0,5	<0,5	0,5	1,2	2,7	4,5	6,0	6,0
	10			<0,5	0,5	1,1	2,3	3,6	5,0	6,0
	13			<0,5	0,5	1,0	2,0	3,1	4,3	6,0
	16				0,5	1,0	1,7	2,8	3,8	6,0
	20					0,9	1,6	2,7	3,6	6,0
	25					0,9	1,6	2,5	3,3	6,0
	32						1,6	2,3	3,0	5,8
	40							2,2	2,9	5,3
	50							2,1	2,7	4,8
	63									4,5
	Charakterystyka C	0,5	<0,5	1,1	6,0	6,0	6,0	6,0	6,0	6,0
1		<0,5	0,8	3,9	6,0	6,0	6,0	6,0	6,0	6,0
2		<0,5	<0,5	0,5	0,8	1,7	6,0	6,0	6,0	6,0
3		<0,5	<0,5	<0,5	0,6	1,3	4,3	6,0	6,0	6,0
4		<0,5	<0,5	<0,5	0,6	1,2	2,7	4,7	6,0	6,0
6			<0,5	<0,5	0,6	1,1	2,3	4,0	6,0	6,0
10				<0,5	0,6	1,1	1,9	2,8	3,9	6,0
13						1,0	1,8	2,7	3,7	6,0
16						1,0	1,7	2,5	3,3	6,0
20						0,9	1,6	2,3	3,1	6,3
25							1,5	2,2	2,9	5,7
32								2,1	2,7	5,3
40									2,6	5,0
50									4,5	
63										

Poprzedzające zabezpieczenie NH 00

Prąd znamionowy I_n CLS6 w A	Prąd znamionowy zabezpieczenia poprzedzającego w A gL/gG									
	16	20	25	35	40	50	63	80	100	
Charakterystyka B	2	<0,5	<0,5	0,6	3,2	6,0	6,0	6,0	6,0	6,0
	4	<0,5	<0,5	<0,5	1,2	1,8	3,0	4,8	7,2	6,0
	6	<0,5	<0,5	<0,5	1,1	1,6	2,6	4,0	5,8	6,0
	10		<0,5	<0,5	1,1	1,5	2,2	3,2	4,5	6,0
	13		<0,5	<0,5	1,0	1,4	2,0	2,9	4,0	6,0
	16			<0,5	0,9	1,3	1,8	2,6	3,5	6,0
	20				0,9	1,3	1,7	2,4	3,3	6,0
	25				0,9	1,1	1,6	2,3	3,1	5,5
	32				0,8	1,1	1,5	2,1	2,9	5,0
	40						1,5	2,0	2,8	4,6
	50							1,9	2,7	4,2
	63									3,9
	Charakterystyka C	0,5	0,9	2,7	6,0	6,0	6,0	6,0	6,0	6,0
1		0,7	2,0	1,0	6,0	6,0	6,0	6,0	6,0	6,0
2		<0,5	<0,5	0,6	2,2	4,2	6,0	6,0	6,0	6,0
3		<0,5	<0,5	0,5	1,4	2,1	4,0	6,0	6,0	6,0
4		<0,5	<0,5	<0,5	1,1	1,5	2,5	4,0	6,0	6,0
6		<0,5	<0,5	<0,5	1,0	1,4	2,3	3,6	5,3	6,0
10				<0,5	0,9	1,3	1,8	2,6	3,6	6,0
13					0,9	1,3	1,7	2,5	3,5	6,0
16					0,9	1,1	1,6	2,3	3,2	5,8
20					0,8	1,1	1,5	2,1	3,0	5,3
25							1,4	2,0	2,8	4,8
32								1,9	2,6	4,5
40									2,5	4,3
50									4,0	
63										



ELEKTRO-PLAST



ELEKTRO-PLAST

NASIELSK



ELEKTRO-PLAST

NASIELSK

JUNCTION BOXES

- JUNCTION BOXES FLUSH MOUNTED
- JUNCTION BOXES HERMETIC
- ACCESSORIES



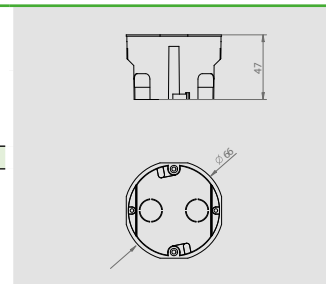
IP 20 650 °C 250 V PP



JUNCTION BOX P/T PK-60F TO HOLLOW WALLS

Type	Color	Pack.	Weight	Index
PK-60 GK	Red RAL 2012	40 pc.	2,50 kg/100 pc.	0201-00

For mounting accessories for screws or claws. Work voltage 250 V.
NORM: PN-E-93208:1997.
The size of the milled hole \varnothing 68. Dimensions: \varnothing 60x depth 47 mm



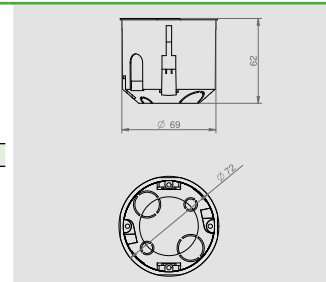
IP 20 650 °C 250 V PP



JUNCTION BOX P/T PK-60F TO HOLLOW WALLS DEEP

Type	Color	Pack.	Weight	Index
PK-60 GK	Red RAL 2012	40 pc.	2,70 kg/100 pc.	0220-00

For mounting accessories for screws or claws. Work voltage 250 V.
NORM: PN-E-93208:1997.
The size of the milled hole \varnothing 68. Dimensions: \varnothing 60x depth 62 mm



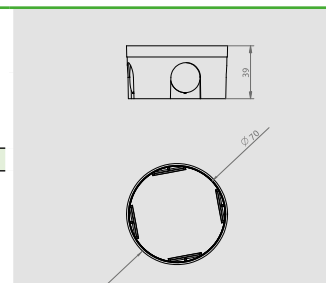
IP 20 650 °C 250 V PP



JUNCTION BOX P/T PO-70F TO HOLLOW WALLS

Type	Color	Pack.	Weight	Index
PO-70 GK	Red RAL 2012	40 pc.	3,30 kg/100 pc.	0204-00

Work voltage 250 V.
NORM: PN-E-93208:1997.
The size of the milled hole \varnothing 72-74. Dimensions: \varnothing 70x depth 37 mm



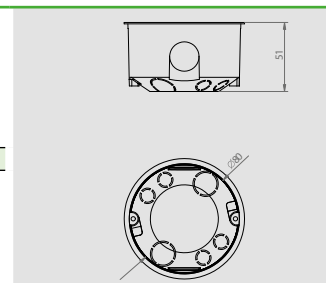
IP 20 650 °C 250 V PP



JUNCTION BOX P/T PO-80F TO HOLLOW WALLS

Type	Color	Pack.	Weight	Index
PO-80 GK	Red RAL 2012	35 pc.	3,60 kg/100 pc.	0209-00

Work voltage 250 V.
NORM: PN-E-93208:1997.
The size of the milled hole \varnothing 82-84. Dimensions: \varnothing 80x depth 50 mm



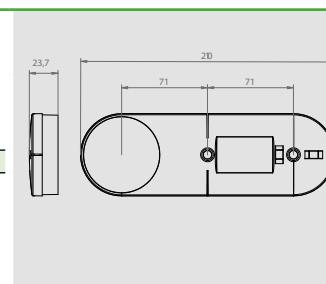
PP



POSITIONER FOR JUNCTION BOX

Type	Color	Pack.	Weight	Index
positioner	Grey RAL 7043	10 pc.	4,50 kg/100 pc.	0237-00

Facilitates routing and cutting holes for single and multiple junction boxes.
The device has built-in contours.



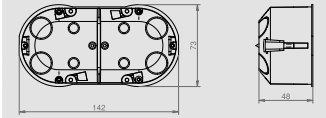
IP 20 650 °C 250 V PP



JUNCTION BOX P/T PK-2X60F TO HOLLOW WALLS

Type	Color	Pack.	Weight	Index
PK-2x60 GK	Red RAL 2012	30 pc.	5,30 kg/100 pc.	0210-00

For mounting accessories for screws or claws. Work voltage 250 V.
 NORM: PN-E-93208:1997. The size of the milled hole 2 x Ø 67.
 Internal dimensions: 135x61x46 mm
 Dimensions: 2x Ø 60x depth 47 mm
 Possibility to order a version for masonry without GK pawls and positioning screws, index: 0210-10



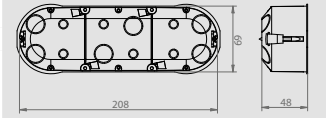
IP 20 650 °C 250 V PP



JUNCTION BOX P/T PK-3X60F TO HOLLOW WALLS

Type	Color	Pack.	Weight	Index
PK-3x60 GK	Red RAL 2012	20 pc.	7,60 kg/100 pc.	0234-00

For mounting accessories for screws or claws. Work voltage 250 V.
 NORM: PN-E-93208:1997. The size of the milled hole 3 x Ø 67.
 Internal dimensions: 204x61x46 mm
 Dimensions: 3 x Ø 60x depth 47 mm
 Possibility to order a version for masonry without GK pawls and positioning screws, index: 0234-10



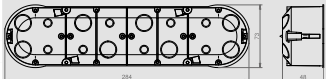
IP 20 650 °C 250 V PP



JUNCTION BOX P/T PK-4X60F TO HOLLOW WALLS

Type	Color	Pack.	Weight	Index
PK-4x60 GK	Red RAL 2012	20 pc.	8,80 kg/100 pc.	0235-00

For mounting accessories for screws or claws. Work voltage 250 V.
 NORM: PN-E-93208:1997. The size of the milled hole 4 x Ø 67.
 Internal dimensions: 275x61x46 mm
 Dimensions: 4 x Ø 60x 47 mm
 Possibility to order a version for masonry without GK pawls and positioning screws, index: 0234-10



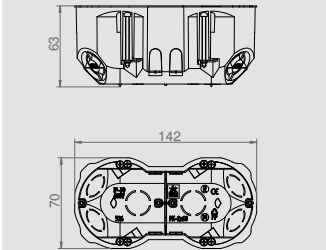
IP 20 650 °C 250 V PP



JUNCTION BOX P/T PK-2X60F TO HOLLOW WALLS

Type	Color	Pack.	Weight	Index
PK-2x60 GK	Red RAL 2012	30 pc.	5,30 kg/100 pc.	0286-00

NORM: PN-E-93208:1997.
 For mounting accessories for screws or claws. Rated voltage 250V
 The size of the milled hole 2xØ67
 Internal dimensions: 135x54x58 mm
 Dimensions: 2x Ø60 x depth 63 mm



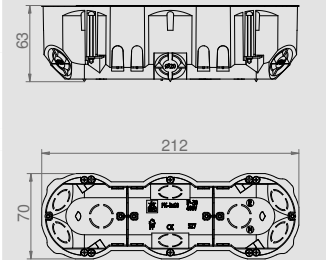
IP 20 650 °C 250 V PP



JUNCTION BOX P/T PK-3X60F TO HOLLOW WALLS

Type	Color	Pack.	Weight	Index
PK-3x60 GK	Red RAL 2012	20 pc.	7,60 kg/100 pc.	0287-00

NORM: PN-E-93208:1997.
 For mounting accessories for screws or claws. Rated voltage 250V
 The size of the milled hole 3xØ67
 Internal dimensions: 205x54x58 mm
 Dimensions: 3x Ø60 x depth 63 mm



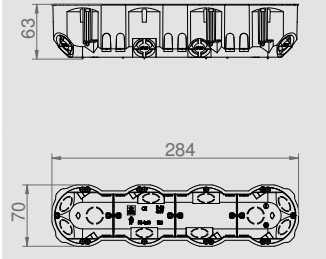
IP 20 650 °C 250 V PP



JUNCTION BOX P/T PK-4X60F TO HOLLOW WALLS

Type	Color	Pack.	Weight	Index
PK-4x60 GK	Red RAL 2012	16 pc.	8,80 kg/100 pc.	0288-00

NORM: PN-E-93208:1997.
 For mounting accessories for screws or claws. Rated voltage 250V
 The size of the milled hole 4xØ67
 Internal dimensions: 275x54x58 mm
 Dimensions: 4x Ø60 x depth 63 mm



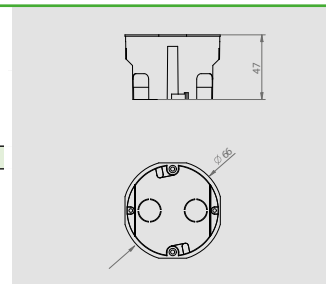
IP 20 850 °C Br Cl 250 V PP



JUNCTION BOX P/T PK-60 TO HOLLOW WALLS HALOGEN-FREE SELF-EXTINGUISHING

Type	Color	Pack.	Weight	Index
PK-60 GK	Yellow RAL 1021	40 pc.	2,50 kg/100 pc.	0201-0N

For mounting accessories for screws or claws. Work voltage 250 V.
NORM: PN-E-93208:1997, PN-EN 60670-1:2007. Self-extinguishin 850°C.
The size of the milled hole \varnothing 68. Dimensions: \varnothing 67x depth 47 mm



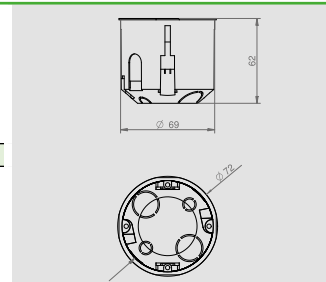
IP 20 850 °C Br Cl 250 V PP



JUNCTION BOX P/T PK-60 TO HOLLOW WALLS HALOGEN-FREE SELF-EXTINGUISHING

Type	Color	Pack.	Weight	Index
PK-60 GK	Yellow RAL 1021	40 pc.	2,70 kg/100 pc.	0220-0N

For mounting accessories for screws or claws. Work voltage 250 V.
NORM: PN-E-93208:1997, PN-EN 60670-1:2007. Self-extinguishin 850°C.
The size of the milled hole \varnothing 68. Dimensions: \varnothing 60x depth 62 mm



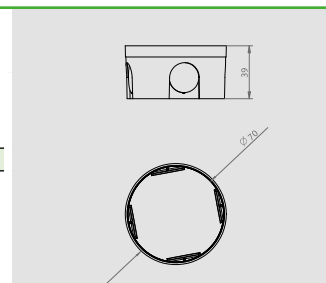
IP 20 850 °C Br Cl 250 V PP



JUNCTION BOX P/T PO-70 TO HOLLOW WALLS HALOGEN-FREE SELF-EXTINGUISHING

Type	Color	Pack.	Weight	Index
PO-70 GK	Yellow RAL 1021	40 pc.	3,50 kg/100 pc.	0204-0N

Work voltage 250 V.
NORM: PN-E-93208:1997, PN-EN 60670-1:2007. Self-extinguishin 850°C.
The size of the milled hole \varnothing 72-74. Dimensions: \varnothing 70x depth 47 mm



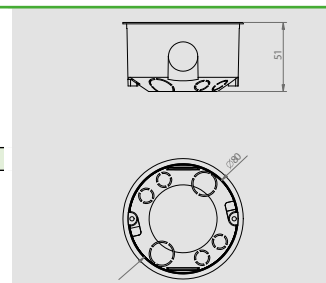
IP 20 850 °C Br Cl 250 V PP



JUNCTION BOX P/T PO-80 TO HOLLOW WALLS HALOGEN-FREE SELF-EXTINGUISHING

Type	Color	Pack.	Weight	Index
PO-80 GK	Yellow RAL 1021	35 pc.	3,60 kg/100 pc.	0209-0N

Work voltage 250 V.
NORM: PN-E-93208:1997, PN-EN 60670-1:2007. Self-extinguishin 850°C.
The size of the milled hole \varnothing 82-84. Dimensions: \varnothing 80x depth 50 mm

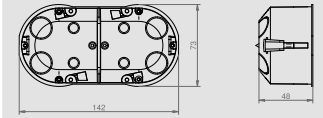




**JUNCTION BOX P/T PK-2X60 TO HOLLOW WALLS
HALOGEN-FREE SELF-EXTINGUISHING**

Type	Color	Pack.	Weight	Index
PK-2x60 GK	Yellow RAL 1021	30	5,30	0210-0N

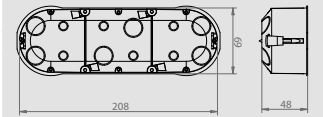
For mounting accessories for screws or claws. Work voltage 250 V.
NORM: PN-E-93208:1997, PN-EN 60670-1:2007. Self-extinguishin 850°C.
The size of the milled hole $\varnothing 2 \times \varnothing 67$.
Internal dimensions: 135x61x46 mm
Dimensions: 2x $\varnothing 60$ x depth 47 mm



**JUNCTION BOX P/T PK-3X60 TO HOLLOW WALLS
HALOGEN-FREE SELF-EXTINGUISHING**

Type	Color	Pack.	Weight	Index
PK-3x60 GK	Yellow RAL 1021	20	7,60	0234-0N

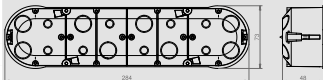
For mounting accessories for screws or claws. Work voltage 250 V.
NORM: PN-E-93208:1997, PN-EN 60670-1:2007. Self-extinguishin 850°C.
The size of the milled hole $3 \times \varnothing 67$.
Internal dimensions: 204x61x46 mm
Dimensions: 3x $\varnothing 60$ x depth 47 mm



**JUNCTION BOX P/T PK-4X60 TO HOLLOW WALLS
HALOGEN-FREE SELF-EXTINGUISHING**

Type	Color	Pack.	Weight	Index
PK-4x60 GK	Yellow RAL 1021	20	8,80	0235-0N

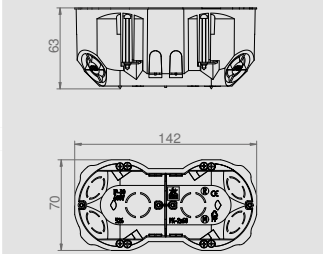
For mounting accessories for screws or claws. Work voltage 250 V.
NORM: PN-E-93208:1997, PN-EN 60670-1:2007. Self-extinguishin 850°C.
The size of the milled hole $4 \times \varnothing 67$.
Internal dimensions: 275x61x46 mm
Dimensions: 4x $\varnothing 60$ x depth 47 mm



**JUNCTION BOX P/T PK-2X60F TO HOLLOW WALLS
HALOGEN-FREE SELF-EXTINGUISHING**

Type	Color	Pack.	Weight	Index
PK-2x60 GK	Yellow RAL 1021	30	5,30	0286-0N

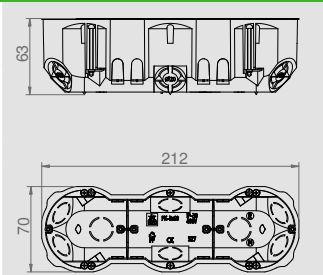
NORM: PN-E-93208:1997, PN-EN 60670-1:2007
For mounting accessories for screws or claws. Rated voltage 250V
The size of the milled hole $2 \times \varnothing 67$
Internal dimensions: 135x54x58 mm
Dimensions: 2x $\varnothing 60$ x depth 63 mm



**JUNCTION BOX P/T PK-3X60F TO HOLLOW WALLS
HALOGEN-FREE SELF-EXTINGUISHING**

Type	Color	Pack.	Weight	Index
PK-3x60 GK	Yellow RAL 1021	20	7,60	0287-0N

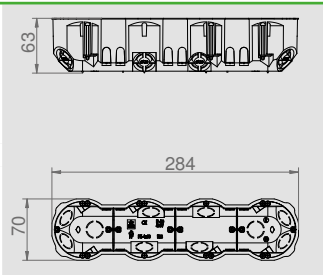
NORM: PN-E-93208:1997, PN-EN 60670-1:2007
For mounting accessories for screws or claws. Rated voltage 250V
The size of the milled hole $3 \times \varnothing 67$
Internal dimensions: 205x54x58 mm
Dimensions: 3x $\varnothing 60$ x depth 63 mm



**JUNCTION BOX P/T PK-4X60F TO HOLLOW WALLS
HALOGEN-FREE SELF-EXTINGUISHING**

Type	Color	Pack.	Weight	Index
PK-4x60 GK	Yellow RAL 1021	16	8,80	0288-0N

NORM: PN-E-93208:1997, PN-EN 60670-1:2007
For mounting accessories for screws or claws. Rated voltage 250V
The size of the milled hole $4 \times \varnothing 67$
Internal dimensions: 275x54x58 mm
Dimensions: 4x $\varnothing 60$ x depth 63 mm



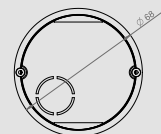
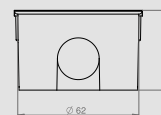
IP 20 650 °C 250 V PP



JUNCTION BOX P/T PK-60F PRO

Type	Color	Pack.	Weight	Index
PK-60 PRO	Red RAL 2012	pc. 100	kg/100 pc. 1,20	0281-00

For mounting accessories for screws or claws. Work voltage 250 V.
NORM: PN-E-93208:1997, PN-EN 60670-1:2007. Without positioning screws.
Internal dimensions: 60x40 mm
Dimensions: Ø 60x depth 41 mm



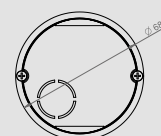
IP 20 650 °C 250 V PP



JUNCTION BOX P/T PK-60F PRO WITH SCREWS

Type	Color	Pack.	Weight	Index
PK-60 PRO	Red RAL 2012	pc. 100	kg/100 pc. 1,30	0281-01

For mounting accessories for screws or claws. Work voltage 250 V.
NORM: PN-E-93208:1997, PN-EN 60670-1:2007. With positioning screws.
Internal dimensions: 60x40 mm
Dimensions: Ø 60x depth 41 mm



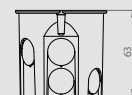
IP 20 650 °C 250 V PP



JUNCTION BOX P/T PK-60F LUX DEEP

Type	Color	Pack.	Weight	Index
PK-60 LUX	Red RAL 2012	pc. 60	kg/100 pc. 1,80	0206-50

For mounting accessories for screws or claws. Work voltage 250 V.
NORM: PN-E-93208:1997, PN-EN 60670-1:2007.
Deeper with positioning screws.
Internal dimensions: 60x62 mm
Dimensions: Ø 60x depth 63 mm



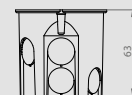
IP 20 650 °C 250 V PP



JUNCTION BOX P/T PK-60F LUX DEEP WITH SCREWS

Type	Color	Pack.	Weight	Index
PK-60 LUX	Red RAL 2012	pc. 60	kg/100 pc. 1,93	0206-51

For mounting accessories for screws or claws. Work voltage 250 V.
NORM: PN-E-93208:1997, PN-EN 60670-1:2007.
Deeper with screws.
Dimensions: Ø 60x depth 63 mm



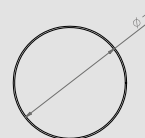
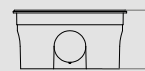
IP 20 650 °C 250 V PP



JUNCTION BOX P/T PO-70F PRO

Type	Color	Pack.	Weight	Index
PO-70 PRO	Red RAL 2012	pc. 60	kg/100 pc. 2,70	0282-00

Work voltage 250 V.
NORM: PN-E-93208:1997, PN-EN 60670-1:2007. Cover included.
Internal dimensions: 70x37 mm
Dimensions: Ø 70x depth 37 mm



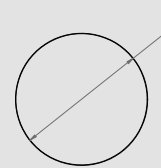
IP 20 650 °C 250 V PP



JUNCTION BOX P/T PO-80F PRO

Type	Color	Pack.	Weight	Index
PO-80 PRO	Red RAL 2012	pc. 50	kg/100 pc. 3,35	0283-00

Work voltage 250 V.
NORM: PN-E-93208:1997, PN-EN 60670-1:2007. Cover included.
Internal dimensions: 70x37 mm
Dimensions: Ø 80x depth 50 mm



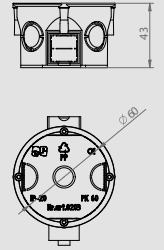
IP 20 650 °C 250 V PP



JUNCTION BOX P/T PK-60F PRO CONNECTED PLATE

Type	Color	Pack.	Weight	Index
PK-60 PRO	Red RAL 2012	90 pc.	1,45 kg/100 pc.	0284-00

For mounting accessories for screws or claws. Work voltage 250 V.
 NORM: PN-E-93208:1997, PN-EN 60670-1:2007. Connected plate with screws.
 Internal dimensions: 60x41 mm
 Dimensions: Ø 60x depth 41 mm



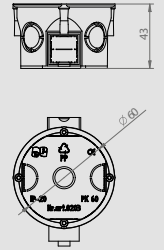
IP 20 650 °C 250 V PP



JUNCTION BOX P/T PK-60F PRO CONNECTED PLATE WITH SCREWS

Type	Color	Pack.	Weight	Index
PK-60 PRO	Red RAL 2012	90 pc.	1,56 kg/100 pc.	0284-01

For mounting accessories for screws or claws. Work voltage 250 V.
 NORM: PN-E-93208:1997, PN-EN 60670-1:2007. Connected plate with screws.
 Internal dimensions: 60x41 mm
 Dimensions: Ø 60x depth 41 mm



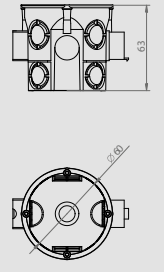
IP 20 650 °C 250 V PP



JUNCTION BOX P/T PK-60F PRO CONNECTED DEEP

Type	Color	Pack.	Weight	Index
PK-60 PRO	Red RAL 2012	60 pc.	1,91 kg/100 pc.	0285-00

For mounting accessories for screws or claws. Work voltage 250 V.
 NORM: PN-E-93208:1997, PN-EN 60670-1:2007. Connected deep without screws.
 Internal dimensions: 60x62 mm
 Dimensions: Ø 60x depth 61 mm



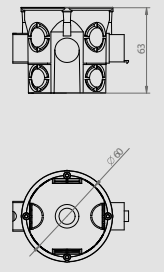
IP 20 650 °C 250 V PP



JUNCTION BOX P/T PK-60F PRO CONNECTED DEEP WITH SCREWS

Type	Color	Pack.	Weight	Index
PK-60 PRO	Red RAL 2012	60 pc.	1,95 kg/100 pc.	0285-01

For mounting accessories for screws or claws. Work voltage 250 V.
 NORM: PN-E-93208:1997, PN-EN 60670-1:2007. Connected deep with screws.
 Internal dimensions: 60x62 mm
 Dimensions: Ø 60x depth 61 mm



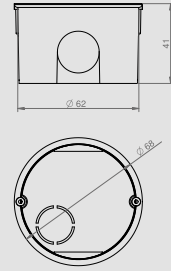
IP 20 650 °C 250 V PP



JUNCTION BOX P/T PK-60F

Type	Color	Pack.	Weight	Index
PK-60F	Black RAL 9005	pc. 100	kg/100 pc. 1,20	0202-00

For mounting accessories for screws or claws. Work voltage 250 V.
NORM: PN-E-93208:1997, PN-EN 60670-1:2007.
Internal dimensions: 61x41 mm
Dimensions: Ø 60x depth 41 mm



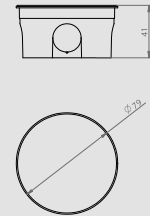
IP 20 650 °C 250 V PP



JUNCTION BOX P/T PO-70F

Type	Color	Pack.	Weight	Index
PO-70F	Black RAL 9005	pc. 60	kg/100 pc. 2,70	0205-00

Work voltage 250 V.
NORM: PN-E-93208:1997, PN-EN 60670-1:2007. Cover included.
Internal dimensions: 61x41 mm
Dimensions: Ø 70x depth 37 mm



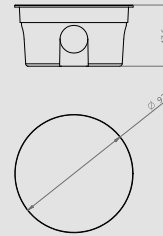
IP 20 650 °C 250 V PP



JUNCTION BOX P/T PO-80F

Type	Color	Pack.	Weight	Index
PO-80F	Black RAL 9005	pc. 50	kg/100 pc. 3,35	0207-00

Work voltage 250 V.
NORM: PN-E-93208:1997, PN-EN 60670-1:2007. Cover included.
Internal dimensions: 79x45 mm
Dimensions: Ø 80x depth 50 mm



IP 44 650 °C 400 V PE

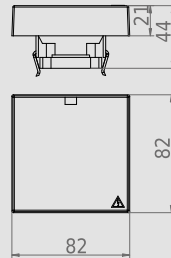
NEW



JUNCTION BOX FOR CONNECTING HOUSEHOLD APPLIANCES

Type	Color	Pack.	Weight	Index
Junction box AGD	White RAL 9003	pc. 10	kg/100 pc. 4,25	3040115

NORM: PN-E-93208:1997, PN-EN 60670-1:2007.
Equipment: terminal 5x(2x2,5mm²) 400V
Dimensions: 82mm height x 82mm width x 21mm depth
Used for connecting household appliances, 3-phase induction hobs.



Junction box for connecting household appliances



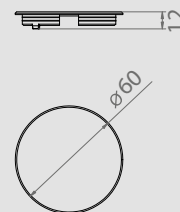
650 °C PP



JUNCTION BOX COVER Ø60

Type	Color	Pack.	Weight	Index
		pc.	kg/100 pc.	
Junction box cover	White RAL 9003	50	1,10	028404-00

Used to mask the junction box.



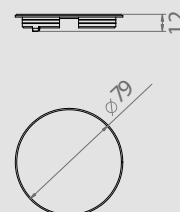
650 °C PP



JUNCTION BOX COVER Ø70

Type	Color	Pack.	Weight	Index
		pc.	kg/100 pc.	
Junction box cover	White RAL 9003	100	1,20	020502-00

Used to mask the junction box.



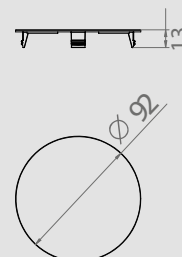
650 °C PP



JUNCTION BOX COVER Ø80

Type	Color	Pack.	Weight	Index
		pc.	kg/100 pc.	
Junction box cover	White RAL 9003	100	1,30	020902-00

Used to mask the junction box.



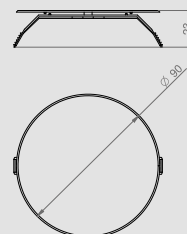
650 °C PS



JUNCTION BOX COVER Ø70/Ø80 UNIVERSAL

Type	Color	Pack.	Weight	Index
		pc.	kg/100 pc.	
Junction box cover	White RAL 9003	200	1,10	3313-00

Used to mask the junction box.



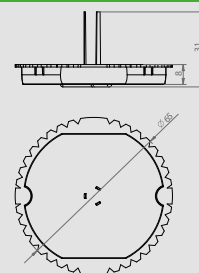
650 °C PE



SIGNALING COVER

Type	Color	Pack.	Weight	Index
		pc.	kg/100 pc.	
Junction box cover	Red RAL 2012	100	0,45	0202-02

The cover is used to secure the hole of the junction box while plastering the wall



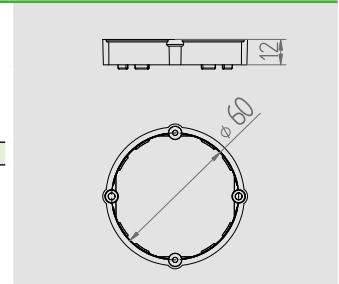
IP 20 650 °C 250 V PP



SPACER RING FOR JUNCTION BOX PK60 12 MM

Type	Color	Pack.	Weight	Index
Spacer ring	Red RAL 2012	50 pc.	0,72 kg/100 pc.	028402-00

NORM: PN-E-93208:1997, PN-EN 60670-1:2007.
Dimensions: Ø 60x wys. 12 mm



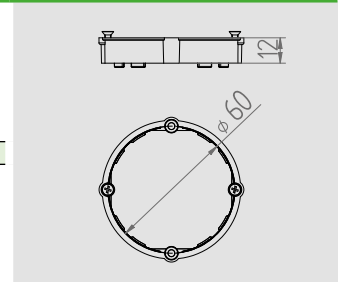
IP 20 650 °C 250 V PP



SPACER RING FOR JUNCTION BOX PK60 12 MM Z

Type	Color	Pack.	Weight	Index
Spacer ring	Red RAL 2012	50 pc.	0,82 kg/100 pc.	028402-01

NORM: PN-E-93208:1997, PN-EN 60670-1:2007.
Ring with screws.
Dimensions: Ø 60x wys. 12 mm



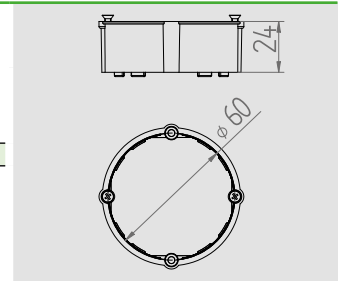
IP 20 650 °C 250 V PP



SPACER RING FOR JUNCTION BOX PK60 24 MM

Type	Color	Pack.	Weight	Index
Spacer ring	Red RAL 2012	50 pc.	1,2 kg/100 pc.	028403-00

NORM: PN-E-93208:1997, PN-EN 60670-1:2007.
Dimensions: Ø 60x wys. 24 mm



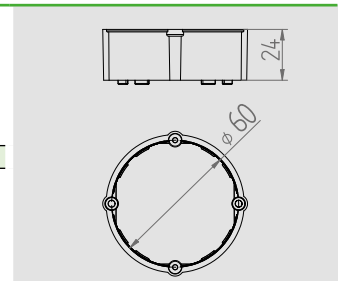
IP 20 650 °C 250 V PP



SPACER RING FOR JUNCTION BOX PK60 24 MM WITH SCREWS

Type	Color	Pack.	Weight	Index
Spacer ring	Red RAL 2012	50 pc.	1,3 kg/100 pc.	028403-01

NORM: PN-E-93208:1997, PN-EN 60670-1:2007.
Ring with screws.
Dimensions: Ø 60x wys. 24 mm



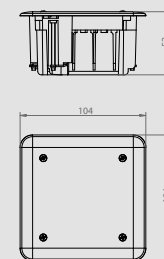
IP 40 650 °C 400 V PP



INSTALL BOX FLUSH MOUNTED JUNCTION BOX TO HOLLOW WALLS 89X89X50

Type	Color	Pack.	Weight	Index
		pc.	kg/100 pc.	
Install-Box KG	Red RAL 2012	36	5,50	0260-00
Install-Box KGS 850°C	Yellow RAL 1021	36	5,50	0260-0N

Work voltage 400V.
It has claws for mounting in empty walls.
NORM: PN-E-93208:1997, PN-EN 60670-1:2007. Internal dimensions: 77x77x49 mm
Dimensions of the bottom: 89x89x50 mm



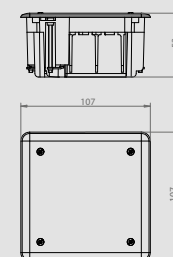
IP 40 650 °C 400 V PP



INSTALL BOX FLUSH MOUNTED JUNCTION BOX TO HOLLOW WALLS 95X95X50

Type	Color	Pack.	Weight	Index
		pc.	kg/100 pc.	
Install-Box KG	Red RAL 2012	30	7,40	0261-00
Install-Box KGS 850°C	Yellow RAL 1021	30	7,40	0261-0N

Work voltage 400V.
It has claws for mounting in empty walls.
NORM: PN-E-93208:1997, PN-EN 60670-1:2007. Internal dimensions: 87x87x49 mm
Dimensions of the bottom: 98x98x50 mm



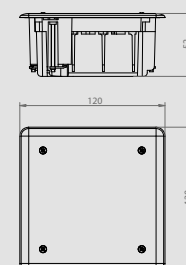
IP 40 650 °C 400 V PP




INSTALL BOX FLUSH MOUNTED JUNCTION BOX TO HOLLOW WALLS 105X105X50

Type	Color	Pack.	Weight	Index
		pc.	kg/100 pc.	
Install-Box KG	Red RAL 2012	24	8,50	0262-00
Install-Box KGS 850°C	Yellow RAL 1021	24	8,50	0262-0N

Work voltage 400V.
It has claws for mounting in empty walls.
NORM: PN-E-93208:1997, PN-EN 60670-1:2007. Internal dimensions: 93x93x49 mm
Dimensions of the bottom: 105x105x50 mm



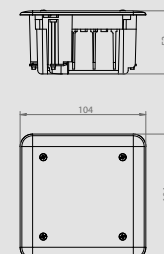
IP 40 650 °C 400 V PP




INSTALL BOX FLUSH MOUNTED JUNCTION BOX 89X89X50

Type	Color	Pack.	Weight	Index
		pc.	kg/100 pc.	
Install-Box	Red RAL 2012	36	5,40	0260-01

Work voltage 400 V.
NORM: PN-E-93208:1997, PN-EN 60670-1:2007.
Internal dimensions: 77x77x49 mm
Dimensions of the bottom: 89x89x50 mm



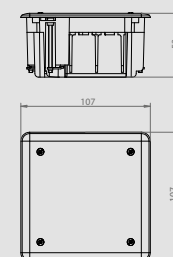
IP 40 650 °C 400 V PP



INSTALL BOX FLUSH MOUNTED JUNCTION BOX 95X95X50

Type	Color	Pack.	Weight	Index
		pc.	kg/100 pc.	
Install-Box	Red RAL 2012	30	7,20	0261-01

Work voltage 400V.
NORM: PN-E-93208:1997, PN-EN 60670-1:2007.
Internal dimensions: 87x87x49 mm
Dimensions of the bottom: 98x98x50 mm



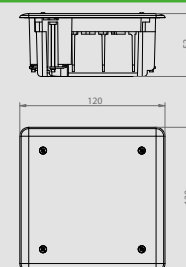
IP 40 650 °C 400 V PP



INSTALL BOX FLUSH MOUNTED JUNCTION BOX 105X105X50

Type	Color	Pack.	Weight	Index
		pc.	kg/100 pc.	
Install-Box	Red RAL 2012	24	8,40	0262-01

Work voltage 400V.
NORM: PN-E-93208:1997, PN-EN 60670-1:2007.
Internal dimensions: 93x93x49 mm
Dimensions of the bottom: 105x105x50 mm



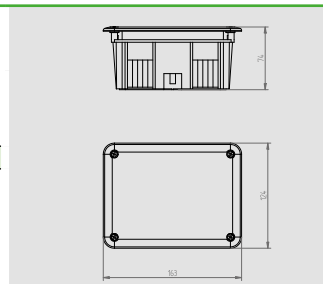
IP 40 650 °C 400 V PP



INSTALL BOX FLUSH MOUNTED JUNCTION BOX 130X100X70

Type	Color	Pack.	Weight	Index
Install-Box	Red RAL 2012	14 pc.	15,00 kg/100 pc.	0263-01

Work voltage 400 V.
NORM: PN-E-93208:1997, PN-EN 60670-1:2007.
Internal dimensions: 128x89x68 mm
Dimensions of the bottom: 144x104x74 mm



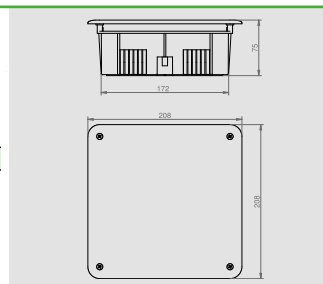
IP 40 650 °C 400 V PP



INSTALL BOX FLUSH MOUNTED JUNCTION BOX 185X185X70

Type	Color	Pack.	Weight	Index
Install-Box	Red RAL 2012	5 pc.	28,00 kg/100 pc.	0264-01

Work voltage 400V.
NORM: PN-E-93208:1997, PN-EN 60670-1:2007.
Internal dimensions: 170x170x68 mm
Dimensions of the bottom: 185x185x75 mm



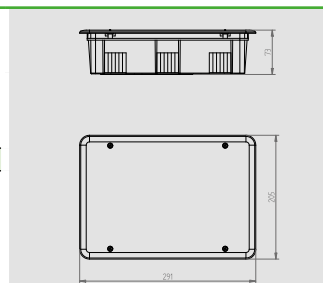
IP 40 650 °C 400 V PP



INSTALL BOX FLUSH MOUNTED JUNCTION BOX 264X177X76

Type	Color	Pack.	Weight	Index
Install-Box	Red RAL 2012	5 pc.	35,00 kg/100 pc.	0265-01

Work voltage 400V.
NORM: PN-E-93208:1997, PN-EN 60670-1:2007.
Internal dimensions: 249x162x68 mm
Dimensions of the bottom: 264x177x76 mm



IP 40 650 °C 400 V PS

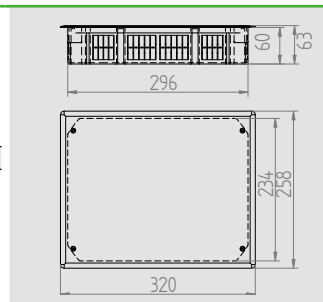
NEW



INSTALL BOX FLUSH MOUNTED JUNCTION BOX 292X213X60

Type	Color	Pack.	Weight	Index
Install-Box	Red RAL 2012	1 pc.	36,20 kg/100 pc.	0267-01

Work voltage 400V.
NORM: PN-E-93208:1997
Dimensions of the bottom: 292x213x60 mm
Dimensions of the cover: 320x257 mm




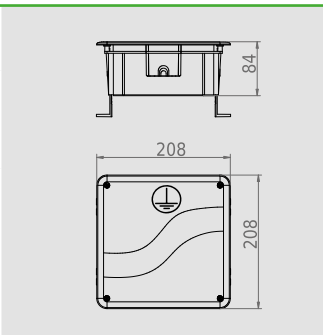
IP 40 650 °C 400 V PP




JUNCTION BOX FOR LIGHTNING PROTECTION CONNECTOR

Type	Color	Pack.	Weight	Index
PZO	Red RAL 2012	5 pc.	32,20 kg/100 pc.	0266-00

Work voltage 400V. NORM: PN-E-93208:1997, PN-EN 60670-1:2007.
It protects the lightning protection connector against weather conditions.
The can has height adjustment. The junction box have „pins“ to facilitate the attachment of the box without dismantling the lightning protection connector.
The surface of the cover - matte.
Internal dimensions: 163x163x71 mm
Dimensions of the bottom: 185x185x80 mm
Reserved design in UP-RP



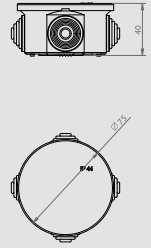
IP 55 650 °C 400 V PP



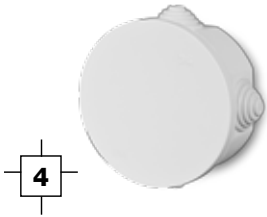
FAST-BOX JUNCTION BOX Ø 65X35 IP 55

Type	Color	Pack.	Weight	Index
		pc.	kg/100 pc.	
Fast-Box IP 55	White RAL 9003	20	4,30	0240-00
	Grey RAL 7035*	20	4,30	0240-04

Quick montage. NORM: PN-IEC-60998-1:2006. Number of entries: 4 – glands.
Internal dimensions: 65x36 mm
Dimensions: Ø 75 x 40 mm



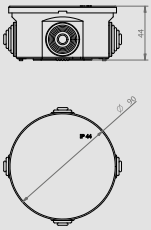
IP 55 650 °C 400 V PP




FAST-BOX JUNCTION BOX Ø 80X40 IP 55

Type	Color	Pack.	Weight	Index
		pc.	kg/100 pc.	
Fast-Box IP 55	White RAL 9003	20	5,10	0241-00
	Grey RAL 7035*	20	5,10	0241-04

Quick montage. NORM: PN-IEC-60998-1:2006. Number of entries: 4 – glands.
Internal dimensions: 80x40 mm
Dimensions: Ø 90 x 44 mm



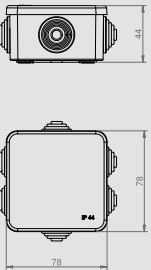
IP 55 650 °C 400 V PP




FAST-BOX JUNCTION BOX 70X70X40 IP 55

Type	Color	Pack.	Weight	Index
		pc.	kg/100 pc.	
Fast-Box IP 55	White RAL 9003	12	5,60	0245-00
	Grey RAL 7035*	12	5,60	0245-04

Quick montage. NORM: PN-IEC-60998-1:2006. Number of entries: 6 – glands.
Internal dimensions: 67x67x41 mm
Dimensions: 78x78x44mm



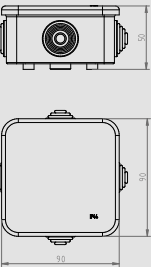
IP 55 650 °C 400 V PP




FAST-BOX JUNCTION BOX 80X80X42 IP 55

Type	Color	Pack.	Weight	Index
		pc.	kg/100 pc.	
Fast-Box IP 55	White RAL 9003	12	7,30	0242-00
	Grey RAL 7035*	12	7,30	0242-04

Quick montage. NORM: PN-IEC-60998-1:2006. Number of entries: 4 – glands.
Internal dimensions: 80x80x42 mm
Dimensions: 90x90x50 mm



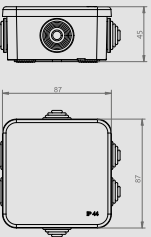
IP 55 650 °C 400 V PP




FAST-BOX JUNCTION BOX 76X76X40 IP 55

Type	Color	Pack.	Weight	Index
		pc.	kg/100 pc.	
Fast-Box IP 55	White RAL 9003	12	6,12	0242-10
	Grey RAL 7035*	12	6,12	0242-14

Quick montage. NORM: PN-IEC-60998-1:2006. Number of entries: 6 – glands.
Internal dimensions: 76x76x40 mm
Dimensions: 87x87x45 mm



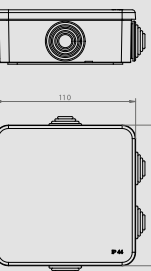
IP 55 650 °C 400 V PP



FAST-BOX JUNCTION BOX 110X110X52 IP 55


Type	Color	Pack.	Weight	Index
		pc.	kg/100 pc.	
Fast-Box IP 55	White RAL 9003	9	10,30	0243-00
	Grey RAL 7035*	9	10,30	0243-04

Quick montage. NORM: PN-IEC-60998-1:2006. Number of entries: 6 – glands.
Internal dimensions: 100x100x42 mm
Dimensions: 110x110x50 mm



* - individual order

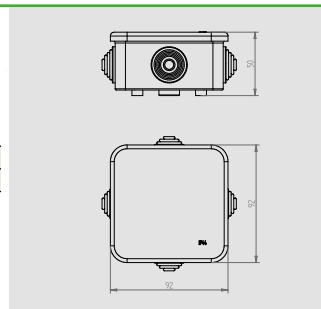
IP 55 650 °C 400 V PP



JUNCTION BOXES SURFACE MOUNTED HERMETIC PK-0 EP-LUX IP 55

Type	Color	Pack.	Weight	Index
		pc.	kg/100 pc.	
PK-0	White RAL 9003	20	10,53	0224-00
	Grey RAL 7035*	20	10,53	0224-04

NORM: PN-IEC-60998-1:2006. Number of entries: 4 – glands.
Internal dimensions: 89x89x41 mm
Dimensions: 92x92x50 mm



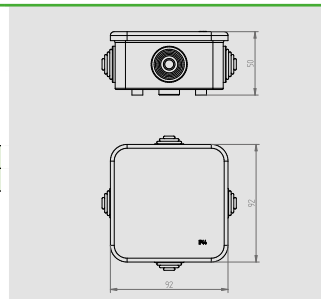
IP 55 650 °C 400 V PP



JUNCTION BOXES SURFACE MOUNTED HERMETIC PK-0 EP-LUX WITH REFILL 5X2,5MM² IP 55

Type	Color	Pack.	Weight	Index
		pc.	kg/100 pc.	
PK-0	White RAL 9003	20	10,53	0223-00
	Grey RAL 7035*	20	10,53	0223-04

NORM: PN-IEC-60998-1:2006. Number of entries: 4 – glands.
Internal dimensions: 89x89x41 mm
Dimensions: 92x92x50 mm



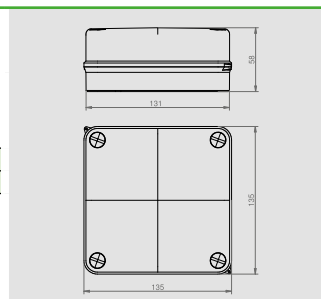
IP 55 650 °C 400 V PP




JUNCTION BOXES SURFACE MOUNTED HERMETIC PK-1 EP-LUX IP 55

Type	Color	Pack.	Weight	Index
		pc.	kg/100 pc.	
PK-1	White RAL 9003	6	17,60	0250-00
	Grey RAL 7035*	6	17,60	0250-04

NORM: PN-IEC-60998-1:2006.
Internal dimensions: 125x125x21 mm
Dimensions: 135x135x62 mm



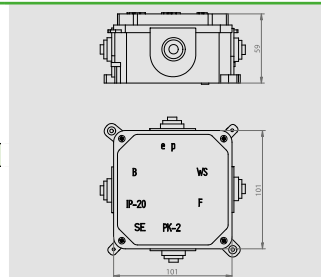
IP 20 650 °C 400 V PP



JUNCTION BOXES SURFACE MOUNTED PK-2 IP 20

Type	Color	Pack.	Weight	Index
		pc.	kg/100 pc.	
PK-2 IP 20	White RAL 9003	6	15,50	0215-00

NORM: PN-IEC-60998-1:2006. Number of entries: 4 – glands.
Internal dimensions: 85x85x46 mm
Dimensions: 101x101x59 mm



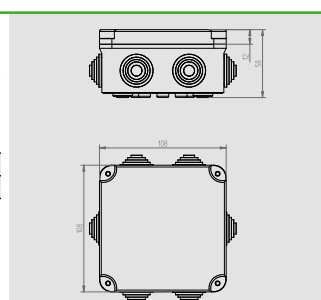
IP 55 650 °C 400 V PP




JUNCTION BOXES SURFACE MOUNTED HERMETIC PK-2 EP-LUX IP 55

Type	Color	Pack.	Weight	Index
		pc.	kg/100 pc.	
PK-2	White RAL 9003	8	11,90	0222-00
	Grey RAL 7035*	8	11,90	0222-04

NORM: PN-IEC-60998-1:2006. Number of entries: 6 – glands.
Internal dimensions: 95x95x49 mm
Dimensions: 108x108x58 mm



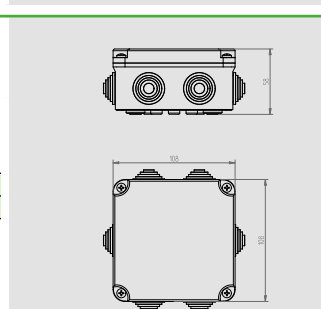
IP 55 650 °C 400 V PP


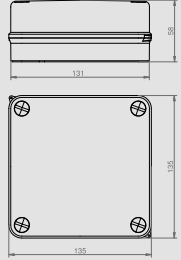

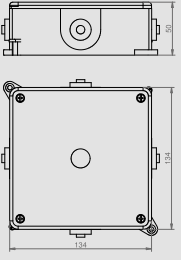

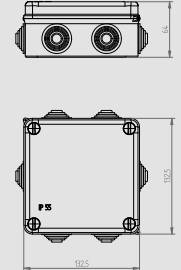

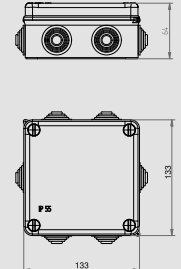

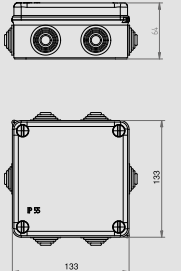

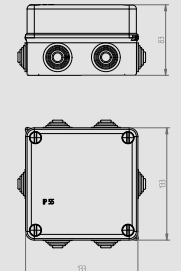


JUNCTION BOXES SURFACE MOUNTED HERMETIC PK-2 EP-LUX WITH REFILL 5X4MM² IP 55

Type	Color	Pack.	Weight	Index
		pc.	kg/100 pc.	
PK-2	White RAL 9003	8	16,00	0221-00
	Grey RAL 7035*	8	16,00	0221-04


NORM: PN-IEC-60998-1:2006. Number of entries: 6 – glands.
Internal dimensions: 95x95x49 mm
Dimensions: 108x108x58 mmWwith a refill 5x4 mm²



<p>IP 55 650 °C 400 V PP</p>		<p>JUNCTION BOXES SURFACE MOUNTED HERMETIC PK-3 EP-LUX IP 55</p>	<table border="1"> <thead> <tr> <th>Type</th> <th>Color</th> <th>Pack.</th> <th>Weight</th> <th>Index</th> </tr> <tr> <td></td> <td></td> <td>pc.</td> <td>kg/100 pc.</td> <td></td> </tr> </thead> <tbody> <tr> <td rowspan="2">PK-3</td> <td>White RAL 9003</td> <td>9</td> <td>13,80</td> <td>0251-00</td> </tr> <tr> <td>Grey RAL 7035*</td> <td>9</td> <td>13,80</td> <td>0251-04</td> </tr> </tbody> </table>	Type	Color	Pack.	Weight	Index			pc.	kg/100 pc.		PK-3	White RAL 9003	9	13,80	0251-00	Grey RAL 7035*	9	13,80	0251-04	
Type	Color	Pack.	Weight	Index																			
		pc.	kg/100 pc.																				
PK-3	White RAL 9003	9	13,80	0251-00																			
	Grey RAL 7035*	9	13,80	0251-04																			
<p>IP 20 650 °C 400 V PP</p>	 <p>4</p>	<p>JUNCTION BOXES SURFACE MOUNTED PK-4 IP 20</p>	<table border="1"> <thead> <tr> <th>Type</th> <th>Color</th> <th>Pack.</th> <th>Weight</th> <th>Index</th> </tr> <tr> <td></td> <td></td> <td>pc.</td> <td>kg/100 pc.</td> <td></td> </tr> </thead> <tbody> <tr> <td>PK-4 IP20</td> <td>White RAL 9003</td> <td>6</td> <td>19,3</td> <td>0217-00</td> </tr> </tbody> </table>	Type	Color	Pack.	Weight	Index			pc.	kg/100 pc.		PK-4 IP20	White RAL 9003	6	19,3	0217-00					
Type	Color	Pack.	Weight	Index																			
		pc.	kg/100 pc.																				
PK-4 IP20	White RAL 9003	6	19,3	0217-00																			
<p>IP 55 650 °C 400 V PP</p>	 <p>6</p>	<p>JUNCTION BOXES SURFACE MOUNTED HERMETIC PK-4 EP-LUX IP 55</p>	<table border="1"> <thead> <tr> <th>Type</th> <th>Color</th> <th>Pack.</th> <th>Weight</th> <th>Index</th> </tr> <tr> <td></td> <td></td> <td>pc.</td> <td>kg/100 pc.</td> <td></td> </tr> </thead> <tbody> <tr> <td rowspan="2">PK-4</td> <td>White RAL 9003</td> <td>6</td> <td>21,60</td> <td>0233-00</td> </tr> <tr> <td>Grey RAL 7035*</td> <td>6</td> <td>21,60</td> <td>0233-14</td> </tr> </tbody> </table>	Type	Color	Pack.	Weight	Index			pc.	kg/100 pc.		PK-4	White RAL 9003	6	21,60	0233-00	Grey RAL 7035*	6	21,60	0233-14	
Type	Color	Pack.	Weight	Index																			
		pc.	kg/100 pc.																				
PK-4	White RAL 9003	6	21,60	0233-00																			
	Grey RAL 7035*	6	21,60	0233-14																			
<p>IP 55 650 °C 400 V PP</p>	 <p>6</p>	<p>JUNCTION BOXES SURFACE MOUNTED HERMETIC PK-4 EP-LUX WITH REFILL 5X10MM² IP 55</p>	<table border="1"> <thead> <tr> <th>Type</th> <th>Color</th> <th>Pack.</th> <th>Weight</th> <th>Index</th> </tr> <tr> <td></td> <td></td> <td>pc.</td> <td>kg/100 pc.</td> <td></td> </tr> </thead> <tbody> <tr> <td rowspan="2">PK-4</td> <td>White RAL 9003</td> <td>6</td> <td>31,00</td> <td>0233-01</td> </tr> <tr> <td>Grey RAL 7035*</td> <td>6</td> <td>31,00</td> <td>0233-14</td> </tr> </tbody> </table>	Type	Color	Pack.	Weight	Index			pc.	kg/100 pc.		PK-4	White RAL 9003	6	31,00	0233-01	Grey RAL 7035*	6	31,00	0233-14	
Type	Color	Pack.	Weight	Index																			
		pc.	kg/100 pc.																				
PK-4	White RAL 9003	6	31,00	0233-01																			
	Grey RAL 7035*	6	31,00	0233-14																			
<p>IP 55 650 °C 400 V PP</p>	 <p>6</p>	<p>JUNCTION BOXES SURFACE MOUNTED HERMETIC PK-4 EP-LUX WITH REFILL 5X16MM² IP 55</p>	<table border="1"> <thead> <tr> <th>Type</th> <th>Color</th> <th>Pack.</th> <th>Weight</th> <th>Index</th> </tr> <tr> <td></td> <td></td> <td>pc.</td> <td>kg/100 pc.</td> <td></td> </tr> </thead> <tbody> <tr> <td rowspan="2">PK-4</td> <td>White RAL 9003</td> <td>6</td> <td>36,60</td> <td>0233-02</td> </tr> <tr> <td>Grey RAL 7035*</td> <td>6</td> <td>36,60</td> <td>0233-24</td> </tr> </tbody> </table>	Type	Color	Pack.	Weight	Index			pc.	kg/100 pc.		PK-4	White RAL 9003	6	36,60	0233-02	Grey RAL 7035*	6	36,60	0233-24	
Type	Color	Pack.	Weight	Index																			
		pc.	kg/100 pc.																				
PK-4	White RAL 9003	6	36,60	0233-02																			
	Grey RAL 7035*	6	36,60	0233-24																			
<p>IP 55 650 °C 400 V PP</p>	 <p>6</p>	<p>JUNCTION BOXES SURFACE MOUNTED HERMETIC PK-5 EP-LUX IP 55</p>	<table border="1"> <thead> <tr> <th>Type</th> <th>Color</th> <th>Pack.</th> <th>Weight</th> <th>Index</th> </tr> <tr> <td></td> <td></td> <td>pc.</td> <td>kg/100 pc.</td> <td></td> </tr> </thead> <tbody> <tr> <td rowspan="2">PK-5</td> <td>White RAL 9003</td> <td>6</td> <td>24,30</td> <td>0252-00</td> </tr> <tr> <td>Grey RAL 7035*</td> <td>6</td> <td>24,30</td> <td>0252-04</td> </tr> </tbody> </table>	Type	Color	Pack.	Weight	Index			pc.	kg/100 pc.		PK-5	White RAL 9003	6	24,30	0252-00	Grey RAL 7035*	6	24,30	0252-04	
Type	Color	Pack.	Weight	Index																			
		pc.	kg/100 pc.																				
PK-5	White RAL 9003	6	24,30	0252-00																			
	Grey RAL 7035*	6	24,30	0252-04																			

* - individual order

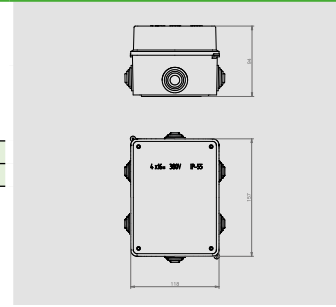
IP 55 650 °C 400 V PP




JUNCTION BOXES SURFACE MOUNTED HERMETIC PK-6 EP-LUX IP 55

Type	Color	Pack.	Weight	Index
		pc.	kg/100 pc.	
PK-6	White RAL 9003	6	22,56	0227-00
	Grey RAL 7035*	6	22,56	0227-04

NORM: PN-IEC-60998-1:2006. Number of entries: 6 – glands.
Internal dimensions: 108x147x86 mm
Dimensions: 158x118x94 mm



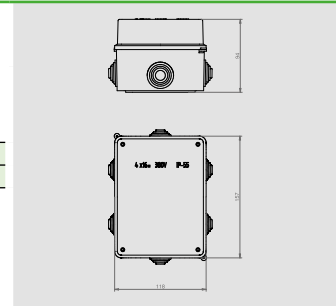
IP 55 650 °C 400 V PP




JUNCTION BOXES SURFACE MOUNTED HERMETIC PK-6 EP-LUX 158X118X80 IP 55

Type	Color	Pack.	Weight	Index
		pc.	kg/100 pc.	
PK-6	White RAL 9003	6	21,85	0227-10
	Grey RAL 7035*	6	21,85	0227-14

NORM: PN-IEC-60998-1:2006. Number of entries: 6 – glands.
Internal dimensions: 108x147x86 mm
Dimensions: 157x118x94 mm



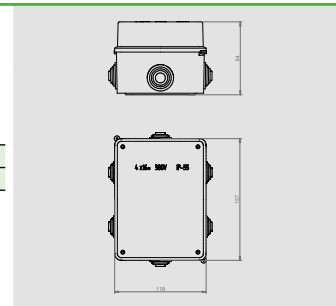
IP 55 650 °C 400 V PP




JUNCTION BOXES SURFACE MOUNTED HERMETIC PK-6 EP-LUX WITH REFILL 4X16 MM² IP 55

Type	Color	Pack.	Weight	Index
		pc.	kg/100 pc.	
PK-6	White RAL 9003	6	36,20	0228-00
	Grey RAL 7035*	6	36,20	0228-04

NORM: PN-IEC-60998-1:2006. Number of entries: 6 – glands.
Internal dimensions: 108x147x86 mm
Dimensions: 157x118x94 mm
With refill 4x16 mm²



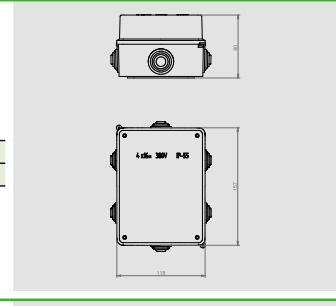
IP 55 650 °C 400 V PP




JUNCTION BOXES SURFACE MOUNTED HERMETIC PK-6 EP-LUX 158X118X80 WITH REFILL 4X16 MM² SHORT IP 55

Type	Color	Pack.	Weight	Index
		pc.	kg/100 pc.	
PK-6	White RAL 9003	6	32,90	0228-10
	Grey RAL 7035*	6	32,90	0228-14

NORM: PN-IEC-60998-1:2006. Number of entries: 6 – glands.
Internal dimensions: 108x147x86 mm
Dimensions: 157x118x80mm
With refill 4x16 mm²



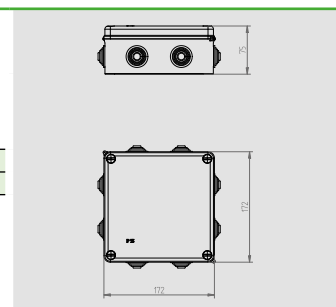
IP 55 650 °C 400 V PP




JUNCTION BOXES SURFACE MOUNTED HERMETIC PK-7 EP-LUX IP 55

Type	Color	Pack.	Weight	Index
		pc.	kg/100 pc.	
PK-7	White RAL 9003	3	28,00	0238-01
	Grey RAL 7035*	3	28,00	0238-14

NORM: PN-IEC-60998-1:2006. Number of entries: 8 – glands.
Internal dimensions: 163x163x55 mm
Dimensions: 172x172x75 mm




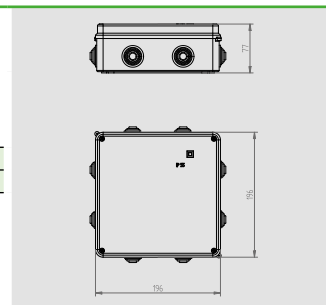
* - individual order



JUNCTION BOXES SURFACE MOUNTED HERMETIC PK-8 EP-LUX IP 55

Type	Color	Pack.	Weight	Index
		pc.	kg/100 pc.	
PK-8	White RAL 9003	1	39,35	0231-00
	Grey RAL 7035*	1	39,35	0231-04

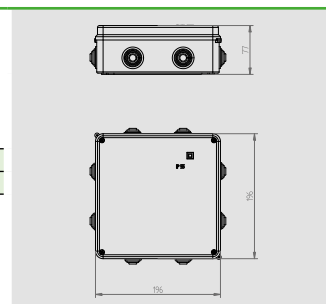
NORM: PN-IEC-60998-1:2006.
 Number of entries: 8-glands
 Internal dimensions: 188x188x53 mm
 Dimensions: 196x196x78 mm



JUNCTION BOXES SURFACE MOUNTED HERMETIC PK-8 EP-LUX WITH REFILL 5X35 MM² IP 55

Type	Color	Pack.	Weight	Index
		pc.	kg/100 pc.	
PK-8	White RAL 9003	1	70,16	0232-00
	Grey RAL 7035*	1	70,16	0232-04

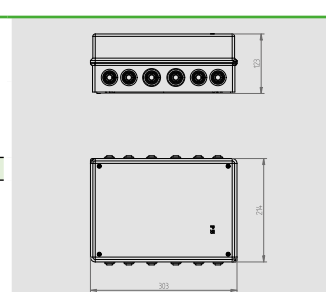
NORM: PN-IEC-60998-1:2006.
 Number of entries: 8-glands
 With refill 5x35 mm²
 Internal dimensions: 188x188x53 mm
 Dimensions: 196x196x78 mm



JUNCTION BOXES SURFACE MOUNTED HERMETIC PK-9 EP-LUX WITH GLANDS IP 55

Type	Color	Pack.	Weight	Index
		pc.	kg/100 pc.	
PK-9	Grey RAL 7035*	1	77,00	0253-00


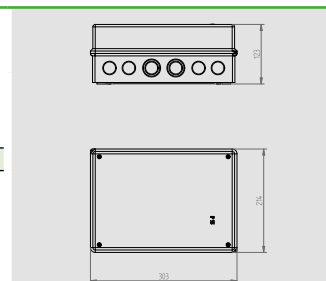
NORM: PN-IEC-60998-1:2006.
 Number of entries: 8-glands
 Internal dimensions: 287x200x112 mm
 Dimensions: 303x214x123 mm



JUNCTION BOXES SURFACE MOUNTED HERMETIC PK-9 EP-LUX WITHOUT GLANDS IP 55

Type	Color	Pack.	Weight	Index
		pc.	kg/100 pc.	
PK-9	Grey RAL 7035*	1	80,00	0253-30


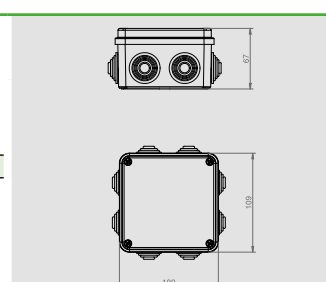
NORM: PN-IEC-60998-1:2006.
 Internal dimensions: 287x200x112 mm
 Dimensions: 303x214x123 mm



JUNCTION BOXES SURFACE MOUNTED HERMETIC EP-LUX 100X100X52 IP 55

Type	Color	Pack.	Weight	Index
		pc.	kg/100 pc.	
IP55	White RAL 9003	15	13,52	0243-10

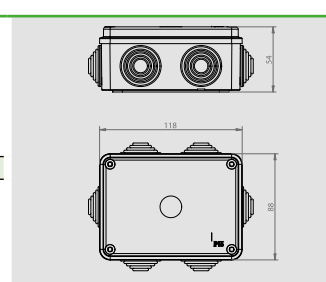
NORM: PN-IEC-60998-1:2006.
 Internal dimensions: 100x100x52 mm
 Dimensions: 110x110x67 mm



JUNCTION BOXES SURFACE MOUNTED HERMETIC EP-LUX 110X80X40 IP 55

Type	Color	Pack.	Weight	Index
		pc.	kg/100 pc.	
IP 55	White RAL 9003	20	15,50	0244-00

NORM: PN-IEC-60998-1:2006.
 Internal dimensions: 110x80x40 mm
 Dimensions: 118x87x55 mm



* - individual order

Junction boxes hermetic 2K (2 components) surface mounted

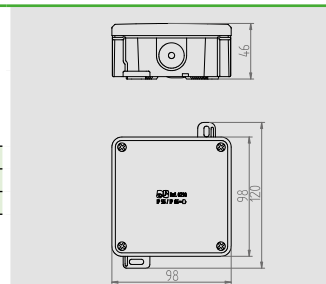
IP 55 IP 65 650 °C 400 V PP TPE



JUNCTION BOX HERMETIC 2K 98X98X46 IP55/IP65 (EMPTY)

Type	Color	Pack.	Weight	Index
		pc.	kg/100 pc.	
Odgałęźna 2K	White RAL 9003	8	8,80	0290-00
	Grey RAL 7035	8	8,80	0290-04
	Brown RAL 8028	8	8,80	0290-06

NORM: DIN EN 60670-22 IEC 60670-22
With external mounting brackets., membrane Ø20
Internal dimensions: 88x88x38 mm Dimensions: 98x98x46 mm



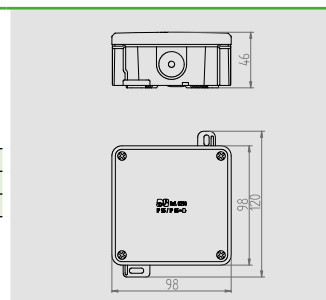
IP 55 IP 65 650 °C 400 V PP TPE



JUNCTION BOX HERMETIC 2K 98X98X46 5X2,5MM² IP55/IP65 (WITH TERMINALS)

Type	Color	Pack.	Weight	Index
		pc.	kg/100 pc.	
Odgałęźna 2K	White RAL 9003	8	8,95	0290-01
	Grey RAL 7035	8	8,95	0290-41
	Brown RAL 8028	8	8,95	0290-61

NORM: DIN EN 60670-22 IEC 60670-22
With external mounting brackets., membrane Ø20
Terminals 5x2,5mm² Internal dimensions: 88x88x38 mm
Dimensions: 98x98x46 mm



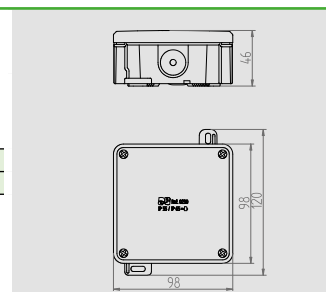
IP 55 IP 65 650 °C 400 V PP TPE



JUNCTION BOX HERMETIC 2K 98X98X46 5X2,5 - MM², 4XPG 13,5MM IP55/IP65 (TERMINALS+THREADED GLANDS)


Type	Color	Pack.	Weight	Index
		pc.	kg/100 pc.	
4xPG 13,5 mm IP68	Grey RAL 7035	8	8,80	0290-80
4xPG 13,5 mm IP68 / 5x2,5 mm	Grey RAL 7035	8	8,80	0290-81

NORM: DIN EN 60670-22 IEC 60670-22
With external mounting brackets., membrane Ø20
Terminals 5x2,5mm², glands PG 13,5mm IP68
Internal dimensions: 88x88x38 mm
Dimensions: 98x98x46 mm



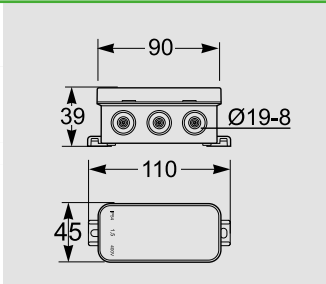
IP 55 IK 07 400 V

E10 JUNCTION BOX HERMETIC N/T 45X90 IP55




Type	Color	Pack.	Weight	Index
		pc.	kg/100 pc.	
E10	Grey RAL 7035*	8	2,0	0295-00

Junction box connected with 10 grooves for installation in cable ducts
 NORM: DIN EN 60670
 Dimensions: 45x90x39 mm



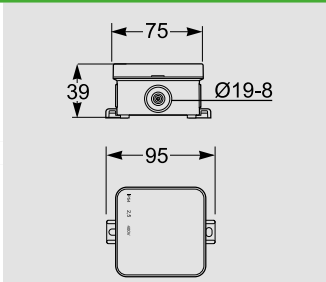
IP 55 IK 07 400 V

E7 JUNCTION BOX HERMETIC N/T 75X75 IP55



Type	Color	Pack.	Weight	Index
		pc.	kg/100 pc.	
E7	Grey RAL 7035*	8	4,0	0296-00

Junction box connected with 6 grooves for installation in cable ducts
 NORM: DIN EN 60670
 Dimensions: 75x75x39 mm



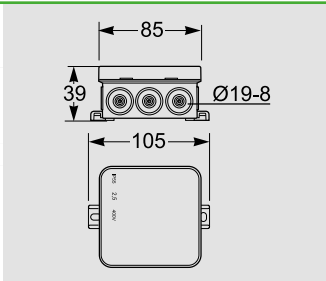
IP 55 IK 07 400 V

E12 JUNCTION BOX HERMETIC N/T 85X85 IP55



Type	Color	Pack.	Weight	Index
		pc.	kg/100 pc.	
E12	Grey RAL 7035*	8	4,5	0297-00

Junction box connected with 12 grooves for installation in cable ducts
 NORM: DIN EN 60670
 Dimensions: 85x85x39 mm



E12 Junction box connected
 85x85x39 IP55
 12 grooves
0297-00

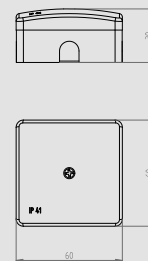
IP 41 650 °C 250 V PS



JUNCTION BOX IP 41 60X60X30

Type	Color	Pack.	Weight	Index
IP 41	White RAL 9003	30	2,60	0236-00
	Black RAL 9005*			0236-02

NORM: PN-IEC-60998-1:2006.
Junction box for ICT.
Internal dimensions: 55x55x25 mm
Dimensions: 60x60x30 mm



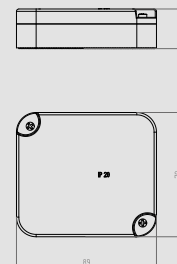
IP 20 650 °C 400 V PP




JUNCTION BOXES SURFACE MOUNTED EP-LUX WITH REFILL 5X2.5 MM² IP 20

Type	Color	Pack.	Weight	Index
EP LUX IP 20	White RAL 9003	20	6,20	0225-00

NORM: PN-IEC-60998-1:2006.
Internal dimensions: 85x74x13 mm
Dimensions: 89x79x25 mm



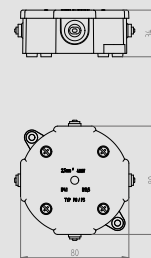
IP 41 650 °C 400 V PP



JUNCTION BOX HERMETIC N/T EMPTY P0 IP 41

Type	Color	Pack.	Weight	Index
P0	White RAL 9003	20	5,00	0211-00

NORM: PN-IEC-60998-1:2006.
Internal dimensions: 73x25 mm
Dimensions: Ø 73x depth 28 mm



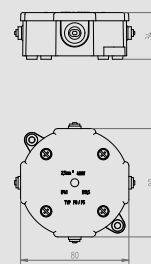
IP 41 650 °C 400 V PP



JUNCTION BOX HERMETIC N/T WITH REFILL 4X2,5 MM² IP41

Type	Color	Pack.	Weight	Index
P5	White RAL 9003	20	6,80	0212-00

NORM: PN-IEC-60998-1:2006.
Internal dimensions: 65x29 mm
Dimensions: Ø 73x depth 28 mm



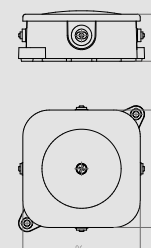
IP 42 650 °C 400 V PP



JUNCTION BOX HERMETIC N/T EMPTY IP 42

Type	Color	Pack.	Weight	Index
380	White RAL 9003	20	5,50	0214-00

NORM: PN-IEC-60998-1:2006.
Internal dimensions: 67x67x30 mm
Dimensions: 86x86x35 mm



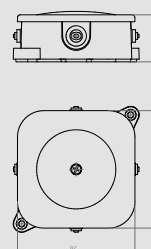
IP 42 650 °C 400 V PP




JUNCTION BOX HERMETIC N/T WITH REFILL 4X2,5 MM² IP 42

Type	Color	Pack.	Weight	Index
380	White RAL 9003	20	7,20	0213-00

NORM: PN-IEC-60998-1:2006.
Internal dimensions: 67x67x30 mm
Dimensions: 86x86x35 mm



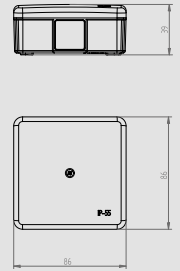
IP 55 650 °C 400 V PP



**JUNCTION BOX 6-WAYS SURFACE MOUNTED
EP LUX 5X2.5 MM² EMPTY IP 55**

Type	Color	Pack.	Weight	Index
		pc.	kg/100 pc.	
EP-LUX IP55	White RAL 9003	20	6,90	0226-00

NORM: PN-IEC-60998-1:2006.
Internal dimensions: 78x78x32 mm
Dimensions: 86x86x39 mm



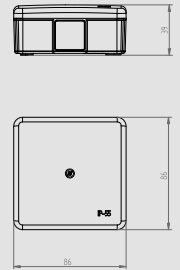
IP 55 650 °C 400 V PP



**JUNCTION BOX 6-WAYS SURFACE MOUNTED
EP LUX 5X2.5 MM² EMPTY IP 55**

Type	Color	Pack.	Weight	Index
		pc.	kg/100 pc.	
EP-LUX IP55	Black RAL 9005*	20	6,90	0226-02
	Brown RAL 8028*			0226-60
	Grey RAL 7035*			0226-04

NORM: PN-IEC-60998-1:2006.
Internal dimensions: 78x78x32 mm
Dimensions: 86x86x39 mm



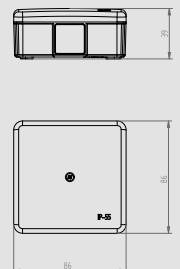
IP 55 650 °C 400 V PP




**JUNCTION BOX 6-WAYS SURFACE MOUNTED
EP LUX 5X2.5 MM² WITH REFILL IP 55**

Type	Color	Pack.	Weight	Index
		pc.	kg/100 pc.	
EP-LUX IP55	White RAL 9003	20	9,10	0226-01
	Grey RAL 7035*			0226-05

NORM: PN-IEC-60998-1:2006.
Internal dimensions: 78x78x32 mm
Dimensions: 86x86x39 mm



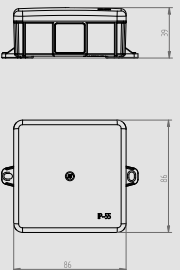
IP 55 650 °C 400 V PP




**JUNCTION BOX 6-WAYS N/T MZ EP-LUX 5X2.5 MM²
EMPTY IP 55**

Type	Color	Pack.	Weight	Index
		pc.	kg/100 pc.	
EP-LUX IP55	White RAL 9003	20	6,90	0226-10

NORM: PN-IEC-60998-1:2006.
With external mounting brackets..
Internal dimensions: 78x78x32 mm
Dimensions: 86x86x39 mm



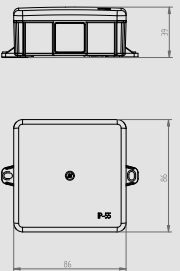
IP 55 650 °C 400 V PP



**JUNCTION BOX 6-WAYS N/T MZ EP-LUX 5X2.5 MM²
WITH REFILL IP 55**

Type	Color	Pack.	Weight	Index
		pc.	kg/100 pc.	
EP-LUX IP55	White RAL 9003	20	9,10	0226-11
	Grey RAL 7035*	20	9,10	0226-41

NORM: PN-IEC-60998-1:2006.
With external mounting brackets..
Internal dimensions: 78x78x32 mm
Dimensions: 86x86x39 mm



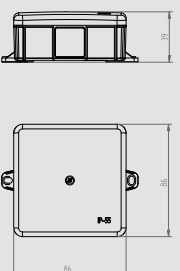
IP 55 650 °C 400 V PP



**JUNCTION BOX 6-WAYS N/T MZ EP-LUX 5X2.5 MM²
WITH REFILL IP 55**

Type	Color	Pack.	Weight	Index
		pc.	kg/100 pc.	
EP-LUX IP55	brazowy RAL 8028	20	9,10	0226-61

NORM: PN-IEC-60998-1:2006.
With external mounting brackets..
Internal dimensions: 78x78x32 mm
Dimensions: 86x86x39 mm



* - individual order

Junction boxes hermetic CARBO-BOX surface mounted

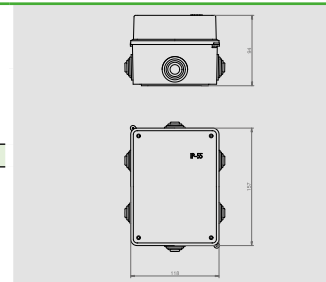
IP 55 650 °C 400 V ABS PC



CARBO-BOX CASING 158X118X80 IP55

Type	Color	Pack.	Weight	Index
CARBO-BOX IP55	Grey RAL 7035*	1 pc.	26,00 kg/100 pc.	0229-00

NORM: PN-IEC-60998-1:2006.
Internal dimensions: 109x149x54 mm
Dimensions: 157x118x94 mm



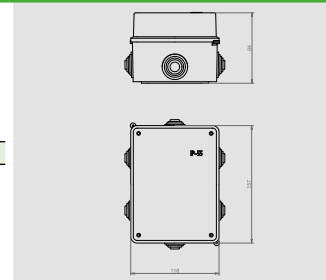
IP 55 650 °C 400 V ABS PC



CARBO-BOX CASING 158X118X80 IP55 WITH RAIL

Type	Color	Pack.	Weight	Index
CARBO-BOX IP55	Grey RAL 7035*	1 pc.	30,00 kg/100 pc.	0230-00

NORM: PN-IEC-60998-1:2006.
Rail TH 35
Internal dimensions: 109x149x54 mm
Dimensions: 118x157x94 mm



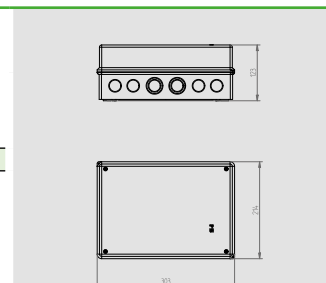
IP 55 650 °C 400 V ABS PC



CARBO-BOX CASING 303X213X125 IP55

Type	Color	Pack.	Weight	Index
CARBO-BOX IP55	Grey RAL 7035*	1 pc.	80,00 kg/100 pc.	0253-20

NORM: PN-IEC-60998-1:2006.
Dimensions: 303x214x123 mm



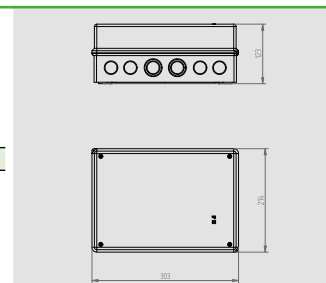
IP 55 650 °C 400 V ABS PC



CARBO-BOX CASING 303X213X125 IP55 WITH RAIL

Type	Color	Pack.	Weight	Index
CARBO-BOX IP55	Grey RAL 7035*	1 pc.	80,00 kg/100 pc.	0253-10

NORM: PN-IEC-60998-1:2006.
Rail TH 35
Internal dimensions: 109x149x54 mm
Dimensions: 303x214x123 mm



Boxes hermetic INDUSTRIAL IP65



Cover transparent
index with: X X X X- **01**



Cover color the same as casing
Grey RAL 7035 index with X X X X -**00**



With cable glands
cover Grey RAL 7035* index : X X X X - **02**

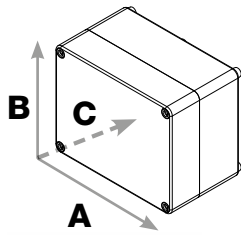


- Protection degree IP65
- Impact resistance IK07
- Sealing possibility casings
- Color obudowy Grey RAL 7035*
- Increased UV resistance
- Metal screws
- Elastic sealing

- CAD drawing available at www
- Sealed casing
- HALOGENFREE
- Available at many sizes

DIMENSIONS

Boxes hermetic INDUSTRIAL IP65



105 x 105



dimension A/B/C	index
105x105x66	2701-00
105x105x140	2702-00
105x105x66	2701-01

-00 casing grey RAL7035
-01 casing transparent

110 x 75



dimension A/B/C	index
110x75x59	2703-00
110x75x90	2704-00
110x75x59	2703-01

-00 casing grey RAL7035
-01 casing transparent

135 x 74



dimension A/B/C	index
135x74x72	2705-00
135x74x105	2706-00
135x74x72	2705-01

-00 casing grey RAL7035
-01 casing transparent



270 x 220

dimension A/B/C	index
270x220x106	2719-00
270x220x126	2720-00
270x220x168	2721-00
270x220x106	2719-01
270x220x126	2720-01
270x220x168	2721-01

-00 casing grey RAL7035
-01 casing transparent



280 x 220

dimension A/B/C	index
280x220x127	2722-00

-00 casing grey RAL7035



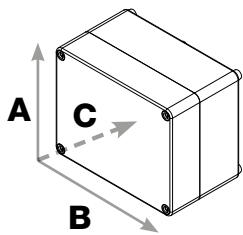
313 x 253

dimension A/B/C	index
313x253x115	2723-00
313x253x165	2724-00
313x253x115	2723-01
313x253x165	2724-01

-00 casing grey RAL7035
-01 casing transparent

DIMENSIONS

Boxes hermetic INDUSTRIAL IP65



170 x 105

dimension A/B/C	index
170x105x82	2707-00
170x105x112	2708-00

170x105x82	2707-01
------------	---------

-00 casing grey RAL7035
-01 casing transparent



170 x 135

dimension A/B/C	index
170 x 135x147	2709-00
170x135x241	2710-00
170x135x85	2711-00
170x135x107	2712-00
170x135x145	2713-00
170x135x176	2714-00

170x135x241	2710-01
170x135x85	2711-01
170x135x107	2712-01

-00 casing grey RAL7035
-01 casing transparent



220 x 170

dimension A/B/C	index
220x170x86	2716-00
220x170x107	2717-00
220x170x146	2718-00

220x170x86	2716-01
220x170x107	2717-01
220x170x146	2718-01

-00 casing grey RAL7035
-01 casing transparent



340 x 270

dimension A/B/C	index
340x270x106	2725-00
340x270x165	2726-00

340x270x106	2725-01
340x270x165	2726-01

-00 casing grey RAL7035
-01 casing transparent



440 x 330

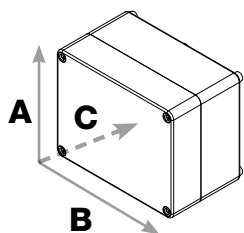
dimension A/B/C	index
440x330x145	2727-00

440x330x145	2727-01
-------------	---------

-00 casing grey RAL7035
-01 casing transparent

DIMENSIONS

Boxes hermetic INDUSTRIAL IP65



180x330

dimension A/B/C	index
180x330x130	2749-00



330x330

dimension A/B/C	index
330x330x130	2750-00



506x330

dimension A/B/C	index
506x330x13	2751-00



506x230

dimension A/B/C	index
130x95x58	2752-00



BOXES HERMETIC

- industrial quality
- hermetic IP65
- application in automation



DIMENSIONS

Boxes hermetic INDUSTRIAL IP65 with cable glands



102 x 102

dimension A/B/C	index
102x102x47	2700-02

-02 Grey RAL 7035*



129 x 129

dimension A/B/C	index
129x129x61	2701-02

-02 Grey RAL 7035*



130 x 95

dimension A/B/C	index
130x95x58	2703-02

-02 Grey RAL 7035*



156 x 95

dimension A/B/C	index
156x95x68	2705-02

-02 Grey RAL 7035*



198 x 95

dimension A/B/C	index
198x139x82	2707-02

-02 Grey RAL 7035*



198 x 163

dimension A/B/C	index
198x163x80	2711-02

-02 Grey RAL 7035*



249 x 198

dimension A/B/C	index
249x198x81	2716-02

-02 Grey RAL 7035*



305 x 244

dimension A/B/C	index
305x244x126	2721-02
305x244x168	2722-02

-02 Grey RAL 7035*



342 x 282

dimension A/B/C	index
342x282x115	2723-02
342x282x165	2724-02

-02 Grey RAL 7035*

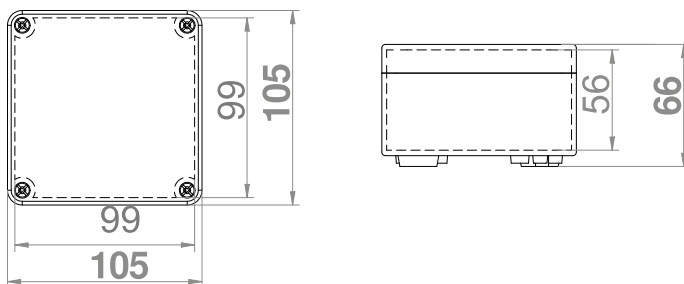
IP 65 IK 07 400 V Br Cl



INDUSTRIAL JUNCTION BOXES SURFACE MOUNTED 105X105X66 IP65

Type	Color	Pack.	Weight	Index
		pc.	kg/1pc.	
Industrial IP65	Grey RAL 7035*	1	0,26	2701-00

NORM PN-EN-60670-1
Internal dimensions: 99x99x56
External dimensions: 105x105x66



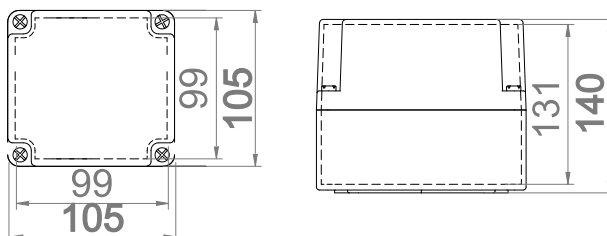
IP 65 IK 07 400 V Br Cl



INDUSTRIAL JUNCTION BOXES SURFACE MOUNTED 105X105X140 IP65

Type	Color	Pack.	Weight	Index
		pc.	kg/1pc.	
Industrial IP65	Grey RAL 7035*	1	0,25	2702-00

NORM PN-EN-60670-1
Internal dimensions: 99x99x131
External dimensions: 105x105x140



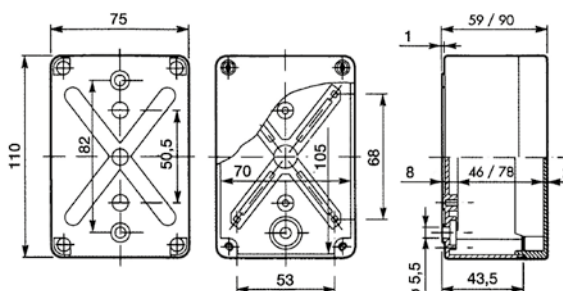
IP 65 IK 07 400 V Br Cl



INDUSTRIAL JUNCTION BOXES SURFACE MOUNTED 110X75X59 IP65

Type	Color	Pack.	Weight	Index
		pc.	kg/1pc.	
Industrial IP65	Grey RAL 7035*	1	0,15	2703-00

NORM PN-EN-60670-1
Internal dimensions: 105x70x46
External dimensions: 110x75x59



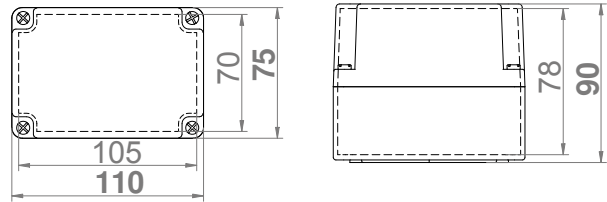
IP 65 IK 07 400 V Br Cl



INDUSTRIAL JUNCTION BOXES SURFACE MOUNTED 110X75X90 IP65

Type	Color	Pack.	Weight	Index
		pc.	kg/1pc.	
Industrial IP65	Grey RAL 7035*	1	0,24	2704-00

NORM PN-EN-60670-1
Internal dimensions: 105x70x78
External dimensions: 110x75x90



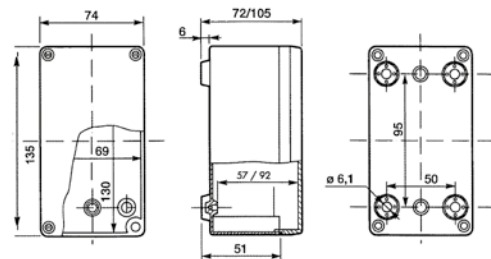
IP 65 IK 07 400 V Br Cl



INDUSTRIAL JUNCTION BOXES SURFACE MOUNTED 135X74X72 IP65

Type	Color	Pack.	Weight	Index
		pc.	kg/1pc.	
Industrial IP65	Grey RAL 7035*	1	0,22	2705-00

NORM PN-EN-60670-1
Internal dimensions: 130x69x57
External dimensions: 135x74x72



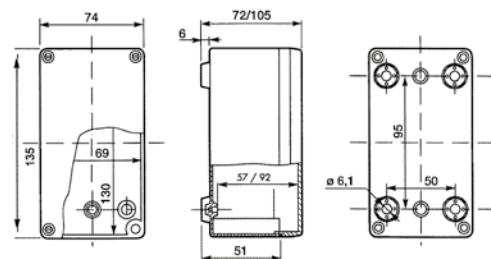
IP 65 IK 07 400 V Br Cl



INDUSTRIAL JUNCTION BOXES SURFACE MOUNTED 135X74X105 IP65

Type	Color	Pack.	Weight	Index
		pc.	kg/1pc.	
Industrial IP65	Grey RAL 7035*	1	0,22	2706-00

NORM PN-EN-60670-1
Internal dimensions: 130x69x92
External dimensions: 135x74x105



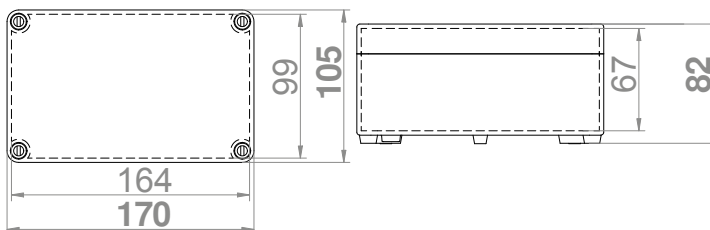
IP 65 IK 07 400 V Br Cl



**INDUSTRIAL JUNCTION BOXES SURFACE MOUNTED
170X105X82 IP65**

Type	Color	Pack.	Weight	Index
		pc.	kg/1pc.	
Industrial IP65	Grey RAL 7035*	1	0,46	2707-00

NORM PN-EN-60670-1
Internal dimensions: 164x99x67
External dimensions: 170x105x82



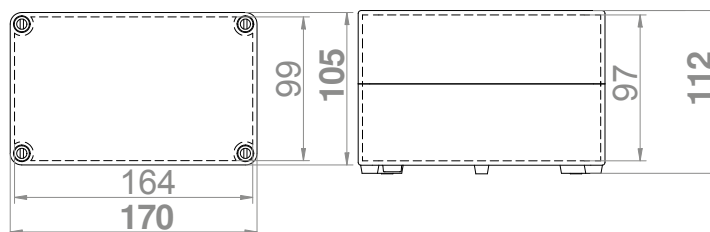
IP 65 IK 07 400 V Br Cl



**INDUSTRIAL JUNCTION BOXES SURFACE MOUNTED
170X105X112 IP65**

Type	Color	Pack.	Weight	Index
		pc.	kg/1pc.	
Industrial IP65	Grey RAL 7035*	1	0,61	2708-00

NORM PN-EN-60670-1
Internal dimensions: 164x99x97
External dimensions: 170x105x112



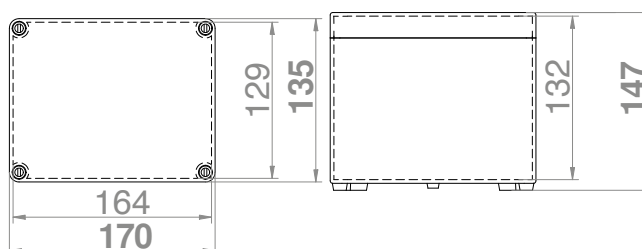
IP 65 IK 07 400 V Br Cl



**INDUSTRIAL JUNCTION BOXES SURFACE MOUNTED
170X135X147 IP65**

Type	Color	Pack.	Weight	Index
		pc.	kg/1pc.	
Industrial IP65	Grey RAL 7035*	1	0,60	2709-00

NORM PN-EN-60670-1
Internal dimensions: 164x129x132
External dimensions: 170x135x147



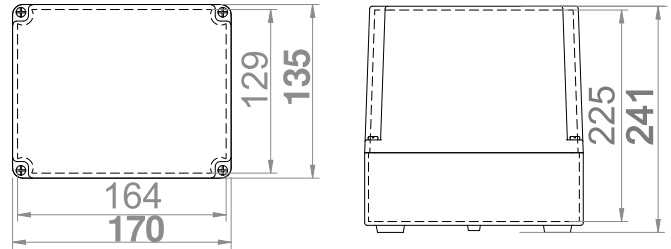
IP 65 IK 07 400 V Br Cl



**INDUSTRIAL JUNCTION BOXES SURFACE MOUNTED
170X135X241 IP65**

Type	Color	Pack.	Weight	Index
		pc.	kg/1pc.	
Industrial IP65	Grey RAL 7035*	1	0,63	2710-00

NORM PN-EN-60670-1
Internal dimensions: 164x129x225
External dimensions: 170x135x241



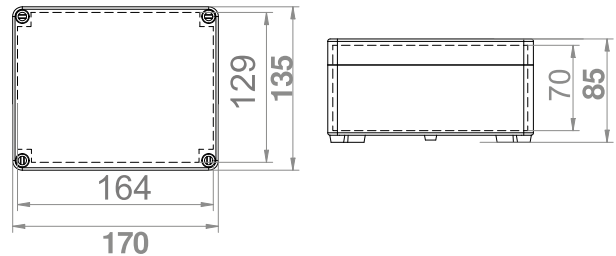
IP 65 IK 07 400 V Br Cl 2K



**INDUSTRIAL JUNCTION BOXES SURFACE MOUNTED
170X135X85 IP65**

Type	Color	Pack.	Weight	Index
		pc.	kg/1pc.	
Industrial IP65	Grey RAL 7035*	1	0,49	2711-00

NORM PN-EN-60670-1
It is possible to make the cover sealing on request by the 2-component method.
Internal dimensions: 164x129x70
External dimensions: 170x135x85



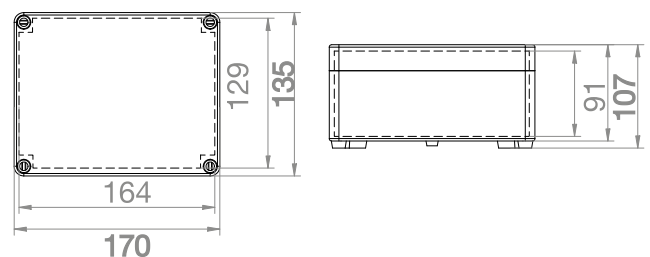
IP 65 IK 07 400 V Br Cl



**INDUSTRIAL JUNCTION BOXES SURFACE MOUNTED
170X135X107 IP65**

Type	Color	Pack.	Weight	Index
		pc.	kg/1pc.	
Industrial IP65	Grey RAL 7035*	1	0,50	2712-00

NORM PN-EN-60670-1
Internal dimensions: 164x129x91
External dimensions: 170x135x107



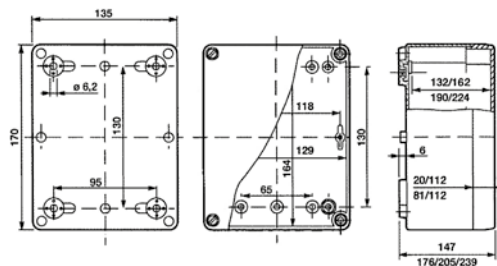
IP 65 IK 07 400 V Br Cl



**INDUSTRIAL JUNCTION BOXES SURFACE MOUNTED
170X135X145 IP65**

Type	Color	Pack.	Weight	Index
Industrial IP65	Grey RAL 7035*	1 pc.	kg/1pc. 0,69	2713-00

NORM PN-EN-60670-1
Internal dimensions: 164x129x130
External dimensions: 170x135x145



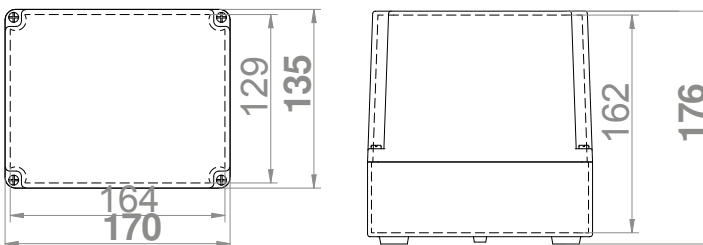
IP 65 IK 07 400 V Br Cl



**INDUSTRIAL JUNCTION BOXES SURFACE MOUNTED
170X135X176 IP65**

Type	Color	Pack.	Weight	Index
Industrial IP65	Grey RAL 7035*	1 pc.	kg/1pc. 0,46	2714-00

NORM PN-EN-60670-1
Internal dimensions: 164x129x162
External dimensions: 170x135x176



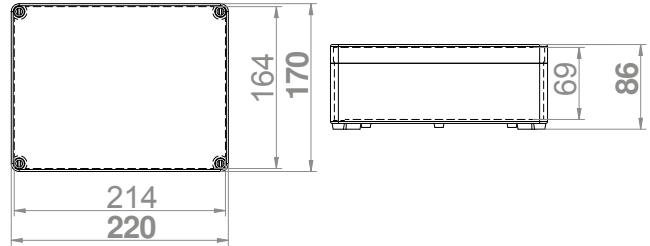
IP 65 IK 07 400 V Br Cl



**INDUSTRIAL JUNCTION BOXES SURFACE MOUNTED
220X170X86 IP65**

Type	Color	Pack.	Weight	Index
		pc.	kg/1pc.	
Industrial IP65	Grey RAL 7035*	1	0,75	2716-00

NORM PN-EN-60670-1
Internal dimensions: 214x164x69
External dimensions: 220x170x86



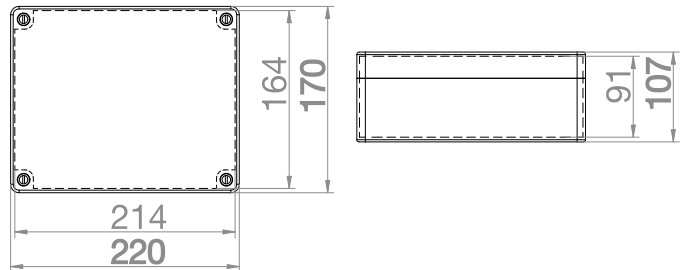
IP 65 IK 07 400 V Br Cl 2K



**INDUSTRIAL JUNCTION BOXES SURFACE MOUNTED
220X170X107 IP65**

Type	Color	Pack.	Weight	Index
		pc.	kg/1pc.	
Industrial IP65	Grey RAL 7035*	1	0,86	2717-00

NORM PN-EN-60670-1
It is possible to make the cover sealing on request by the 2-component method.
Internal dimensions: 214x164x91
External dimensions: 220x170x107



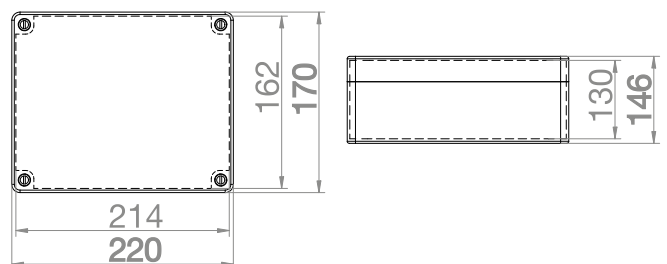
IP 65 IK 07 400 V Br Cl




**INDUSTRIAL JUNCTION BOXES SURFACE MOUNTED
220X170X146 IP65**

Type	Color	Pack.	Weight	Index
		pc.	kg/1pc.	
Industrial IP65	Grey RAL 7035*	1	1,00	2718-00

NORM PN-EN-60670-1
Internal dimensions: 214x162x130
External dimensions: 220x170x146


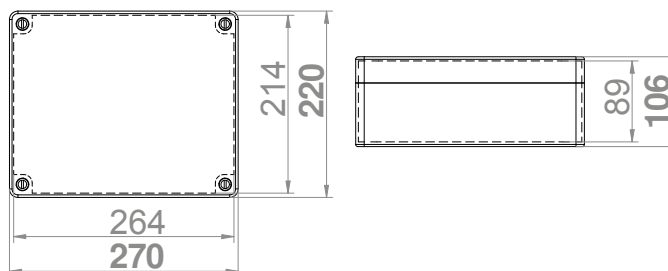




**INDUSTRIAL JUNCTION BOXES SURFACE MOUNTED
270X220X106 IP65**

Type	Color	Pack.	Weight	Index
		pc.	kg/1pc.	
Industrial IP65	Grey RAL 7035*	1	1,31	2719-00

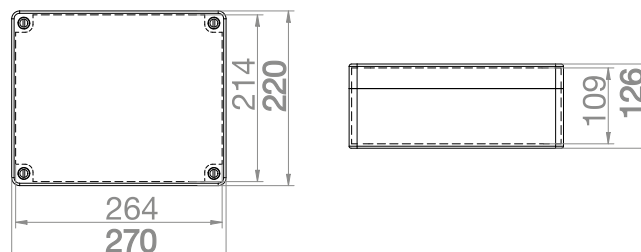
NORM PN-EN-60670-1
Machine sealing.
Internal dimensions: 264x214x89
External dimensions: 270x220x106



**INDUSTRIAL JUNCTION BOXES SURFACE MOUNTED
270X220X126 IP65**

Type	Color	Pack.	Weight	Index
		pc.	kg/1pc.	
Industrial IP65	Grey RAL 7035*	1	1,35	2720-00

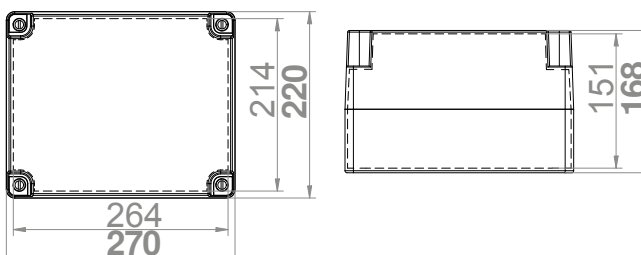
NORM PN-EN-60670-1
Machine sealing.
Internal dimensions: 264x214x109
External dimensions: 270x220x126




**INDUSTRIAL JUNCTION BOXES SURFACE MOUNTED
270X220X168 IP65**

Type	Color	Pack.	Weight	Index
		pc.	kg/1pc.	
Industrial IP65	Grey RAL 7035*	1	1,49	2721-00

NORM PN-EN-60670-1
Machine sealing.
Internal dimensions: 264x214x151
External dimensions: 270x220x168



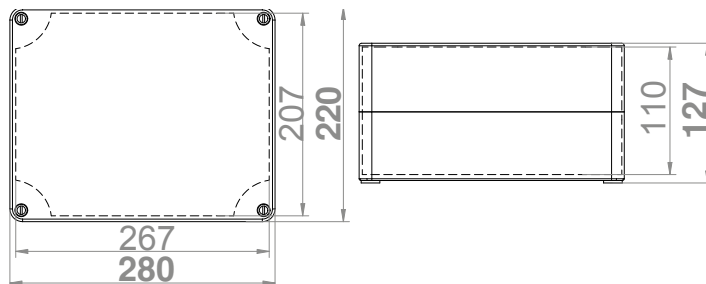
IP 65 IK 07 400 V Br Cl




**INDUSTRIAL JUNCTION BOXES SURFACE MOUNTED
280X220X127 IP65**

Type	Color	Pack.	Weight	Index
		pc.	kg/1pc.	
Industrial IP65	Grey RAL 7035*	1	1,30	2722-00

NORM PN-EN-60670-1
Machine sealing.
Internal dimensions: 267x207x110
External dimensions: 280x220x127



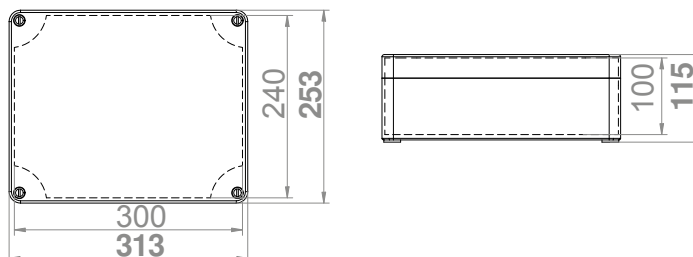
IP 65 IK 07 400 V Br Cl




**INDUSTRIAL JUNCTION BOXES SURFACE MOUNTED
313X253X115 IP65**

Type	Color	Pack.	Weight	Index
		pc.	kg/1pc.	
Industrial IP65	Grey RAL 7035*	1	1,64	2723-00

NORM PN-EN-60670-1
Machine sealing.
Internal dimensions: 300x240x100
External dimensions: 313x253x115



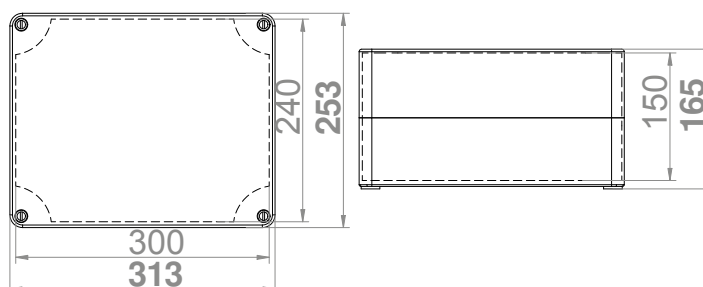
IP 65 IK 07 400 V Br Cl



**INDUSTRIAL JUNCTION BOXES SURFACE MOUNTED
313X253X165 IP65**

Type	Color	Pack.	Weight	Index
		pc.	kg/1pc.	
Industrial IP65	Grey RAL 7035*	1	2,30	2724-00

NORM PN-EN-60670-1
Machine sealing.
Internal dimensions: 300x240x150
External dimensions: 313x253x165



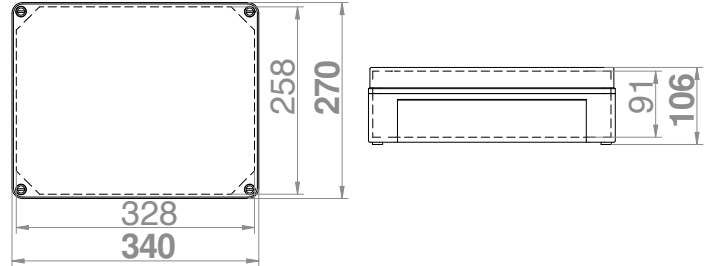
IP 65 IK 07 400 V Br Cl 2K



**INDUSTRIAL JUNCTION BOXES SURFACE MOUNTED
340X270X106 IP65**

Type	Color	Pack.	Weight	Index
		pc.	kg/1pc.	
Industrial IP65	Grey RAL 7035*	1	2,00	2725-00

NORM PN-EN-60670-1
Machine sealing.
Internal dimensions: 328x258x91
External dimensions: 340x270x106



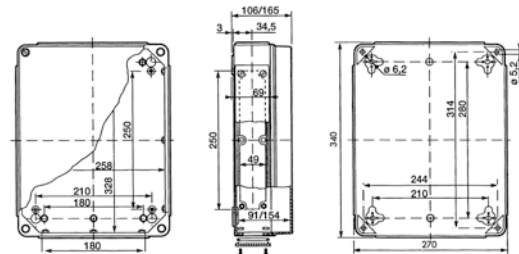
IP 65 IK 07 400 V Br Cl



**INDUSTRIAL JUNCTION BOXES SURFACE MOUNTED
340X270X165 IP65**

Type	Color	Pack.	Weight	Index
		pc.	kg/1pc.	
Industrial IP65	Grey RAL 7035*	1	2,50	2726-00

NORM PN-EN-60670-1
Machine sealing.
Internal dimensions: 328x258x154
External dimensions: 340x270x165



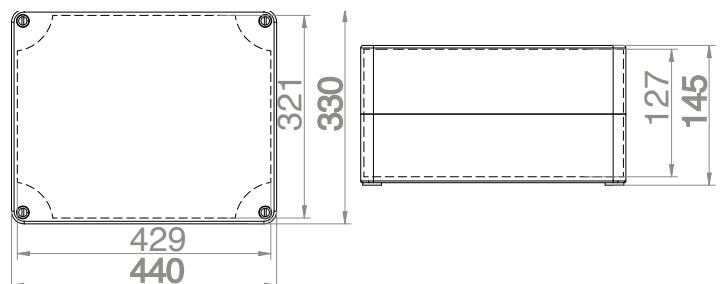
IP 65 IK 07 400 V Br Cl



**INDUSTRIAL JUNCTION BOXES SURFACE MOUNTED
440X330X145 IP65**

Type	Color	Pack.	Weight	Index
		pc.	kg/1pc.	
Industrial IP65	Grey RAL 7035*	1	3,20	2727-00

NORM PN-EN-60670-1
Machine sealing.
Plastic screws with springs. Quick montage casing -01
Internal dimensions: 429x321x127
External dimensions: 440x330x145



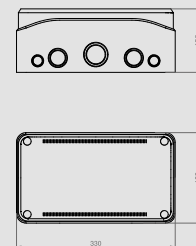
IP 65 650 °C Br Cl 400 V ABS



**INDUSTRIAL JUNCTION BOXES SURFACE MOUNTED
180X330X130 IP65**

Type	Color	Pack.	Waga	Index
Casing IP65	Grey RAL 7035*	1 pc.	1,06 kg/1 szt.	2749-00

NORM: PN-IEC-60998-1:2006.
Dimensions: 188x330x130 mm



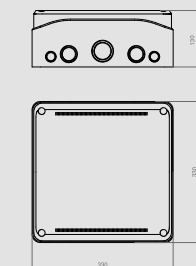
IP 65 650 °C Br Cl 400 V ABS



**INDUSTRIAL JUNCTION BOXES SURFACE MOUNTED
330X330X130 IP65**

Type	Color	Pack.	Weight	Index
Casing IP65	Grey RAL 7035*	1 pc.	1,56 kg/1pc.	2750-00

NORM: PN-IEC-60998-1:2006.
Dimensions: 330x330x130 mm



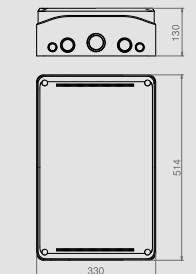
IP 65 650 °C Br Cl 400 V ABS



**INDUSTRIAL JUNCTION BOXES SURFACE MOUNTED
514X330X130 IP65**

Type	Color	Pack.	Waga	Index
Casing IP65	Grey RAL 7035*	1 pc.	2,18 kg/1 szt.	2751-00

NORM: PN-IEC-60998-1:2006.
Dimensions: 514x330x130 mm



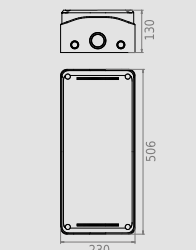
IP 65 650 °C Br Cl 400 V ABS



**INDUSTRIAL JUNCTION BOXES SURFACE MOUNTED
506X230X130 IP65**

Type	Color	Pack.	Waga	Index
Casing IP65	Grey RAL 7035*	1 pc.	1,85 kg/1 szt.	2752-00

NORM: PN-IEC-60998-1:2006.
Dimensions: 506x230x130 mm



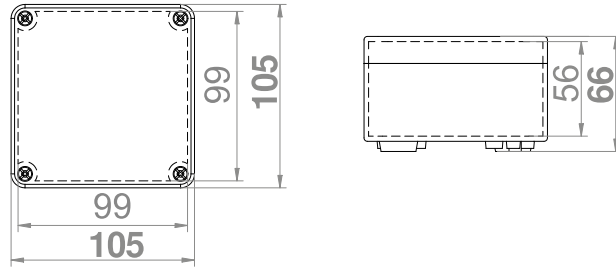
IP 65 IK 07 400 V PC



**INDUSTRIAL JUNCTION BOXES SURFACE MOUNTED
105X105X66 IP65 PC**

Type	Color	Pack.	Weight	Index
		pc.	kg/1pc.	
Industrial IP65	Grey RAL 7035*	1	0,25	2701-01

NORM PN-EN-60670-1
Internal dimensions: 99x99x56
External dimensions: 105x105x66



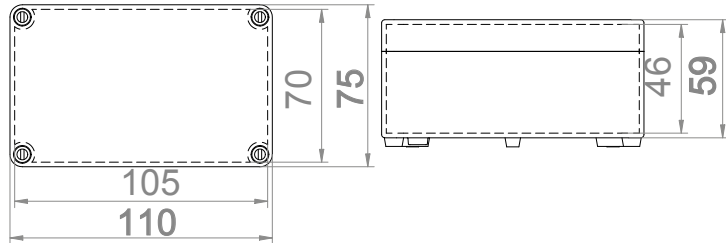
IP 65 IK 07 400 V PC



**INDUSTRIAL JUNCTION BOXES SURFACE MOUNTED 110X75X59
IP65 PC**

Type	Color	Pack.	Weight	Index
		pc.	kg/1pc.	
Industrial IP65	Grey RAL 7035*	1	0,22	2703-01

NORM PN-EN-60670-1
Internal dimensions: 105x70x46
External dimensions: 110x75x59



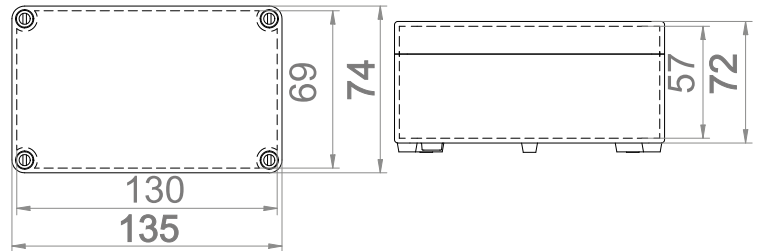
IP 65 IK 07 400 V PC



INDUSTRIAL JUNCTION BOXES SURFACE MOUNTED 135X74X72 IP65 PC

Type	Color	Pack.	Weight	Index
Industrial IP65	Grey RAL 7035*	1 pc.	0,34 kg/1pc.	2705-01

NORM PN-EN-60670-1
Internal dimensions: 130x69x57
External dimensions: 135x74x72



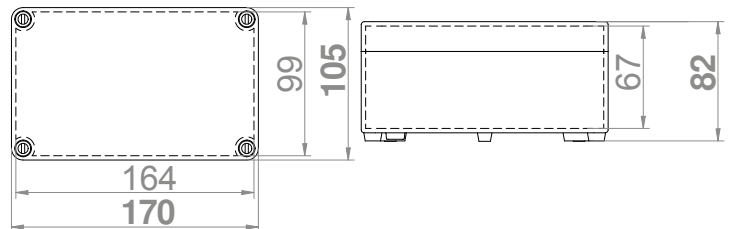
IP 65 IK 07 400 V PC



INDUSTRIAL JUNCTION BOXES SURFACE MOUNTED 170X105X82 IP65 PC

Type	Color	Pack.	Weight	Index
Industrial IP65	Grey RAL 7035*	1 pc.	0,37 kg/1pc.	2707-01

NORM PN-EN-60670-1
Internal dimensions: 164x99x67
External dimensions: 170x105x82



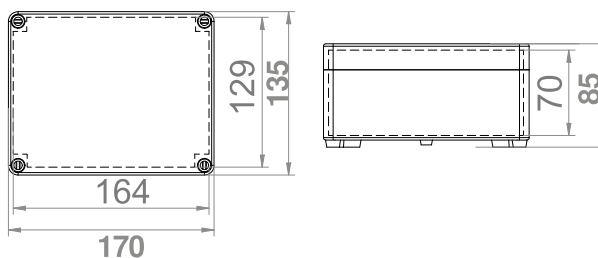
IP 65 **IK 07** **400 V** **PC**



**INDUSTRIAL JUNCTION BOXES SURFACE MOUNTED
170X135X85 IP65 PC**

Type	Color	Pack.	Weight	Index
Industrial IP65	Grey RAL 7035*	1 pc.	0,40 kg/1pc.	2711-01

NORM PN-EN-60670-1
Internal dimensions: 164x129x70
External dimensions: 170x135x85



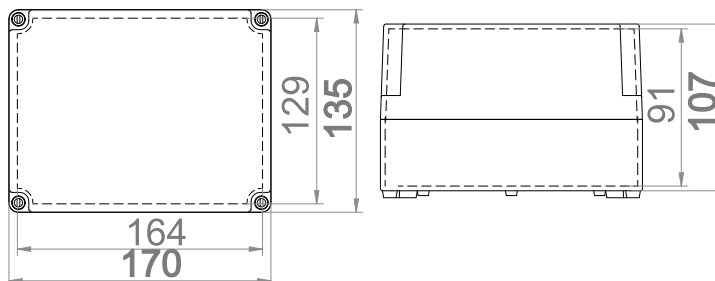
IP 65 **IK 07** **400 V** **PC**



**INDUSTRIAL JUNCTION BOXES SURFACE MOUNTED
170X135X107 IP65 PC**

Type	Color	Pack.	Weight	Index
Industrial IP65	Grey RAL 7035*	1 pc.	0,56 kg/1pc.	2712-01

NORM PN-EN-60670-1
Internal dimensions: 164x129x91
External dimensions: 170x135x107



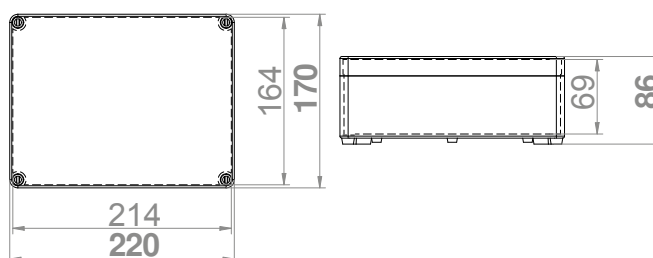
IP 65 **IK 07** **400 V** **PC**



**INDUSTRIAL JUNCTION BOXES SURFACE MOUNTED
220X170X86 IP65 PC**

Type	Color	Pack.	Weight	Index
Industrial IP65	Grey RAL 7035*	1 pc.	0,65 kg/1pc.	2716-01

NORM PN-EN-60670-1
Internal dimensions: 214x164x69
External dimensions: 220x170x86



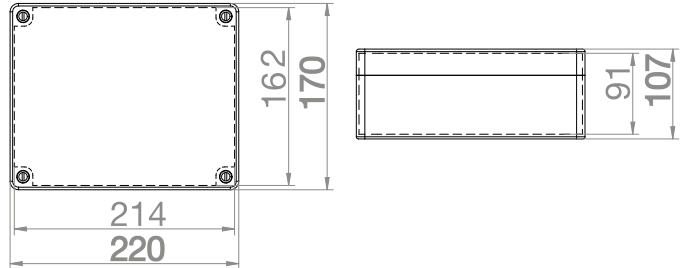
IP 65 **IK 07** **400 V** **PC**



**INDUSTRIAL JUNCTION BOXES SURFACE MOUNTED
220X170X107 IP65 PC**

Type	Color	Pack.	Weight	Index
Industrial IP65	Grey RAL 7035*	1 pc.	0,80 kg/1pc.	2717-01

NORM PN-EN-60670-1
Internal dimensions: 214x162x91
External dimensions: 220x170x107



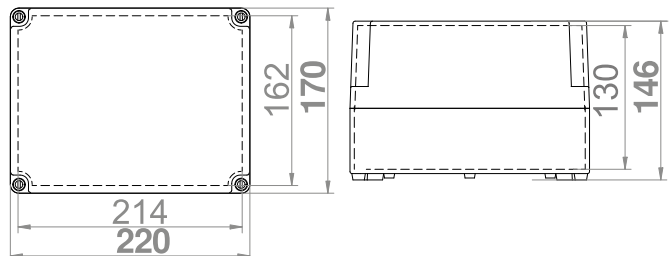
IP 65 **IK 07** **400 V** **PC**



**INDUSTRIAL JUNCTION BOXES SURFACE MOUNTED
220X170X146 IP65 PC**

Type	Color	Pack.	Weight	Index
Industrial IP65	Grey RAL 7035*	1 pc.	0,85 kg/1pc.	2718-01

NORM PN-EN-60670-1
Internal dimensions: 214x162x130
External dimensions: 220x170x146



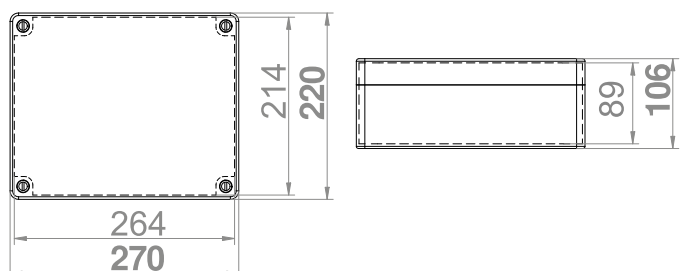
IP 65 **IK 07** **400 V** **PC**



**INDUSTRIAL JUNCTION BOXES SURFACE MOUNTED
270X220X106 IP65 PC**

Type	Color	Pack.	Weight	Index
Industrial IP65	Grey RAL 7035*	1 pc.	1,00 kg/1pc.	2719-01

NORM PN-EN-60670-1
Internal dimensions: 264x214x89
External dimensions: 270x220x106



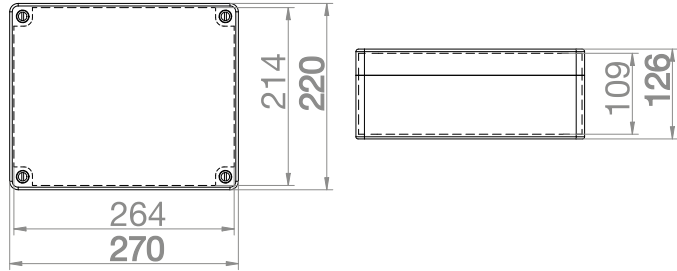
IP 65 IK 07 400 V PC



**INDUSTRIAL JUNCTION BOXES SURFACE MOUNTED
270X220X126 IP65 PC**

Type	Color	Pack.	Weight	Index
		pc.	kg/1pc.	
Industrial IP65	Grey RAL 7035*	1	1,20	2720-01

NORM PN-EN-60670-1
Internal dimensions: 264x214x109
External dimensions: 270x220x126



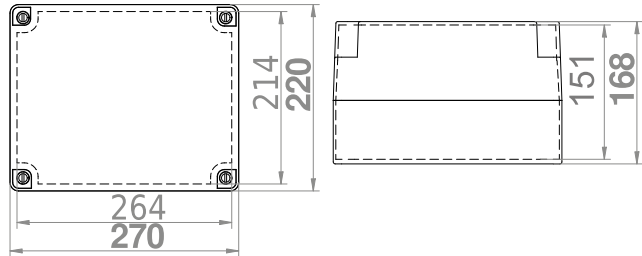
IP 65 IK 07 400 V PC



**INDUSTRIAL JUNCTION BOXES SURFACE MOUNTED
270X220X168 IP65 PC**

Type	Color	Pack.	Weight	Index
		pc.	kg/1pc.	
Industrial IP65	Grey RAL 7035*	1	1,49	2721-01

NORM PN-EN-60670-1
Internal dimensions: 264x214x151
External dimensions: 270x220x168



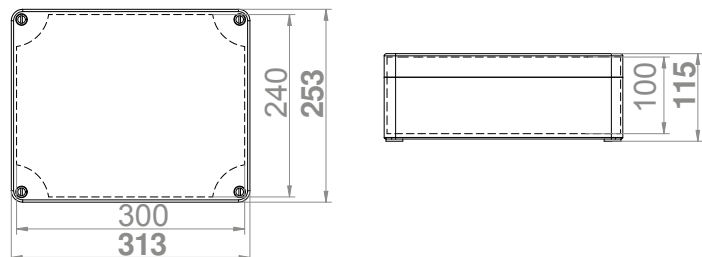
IP 65 IK 07 400 V PC



**INDUSTRIAL JUNCTION BOXES SURFACE MOUNTED
313X253X115 IP65 PC**

Type	Color	Pack.	Weight	Index
		pc.	kg/1pc.	
Industrial IP65	Grey RAL 7035*	1	1,25	2723-01

NORM PN-EN-60670-1
Internal dimensions: 300x240x100
External dimensions: 313x253x115



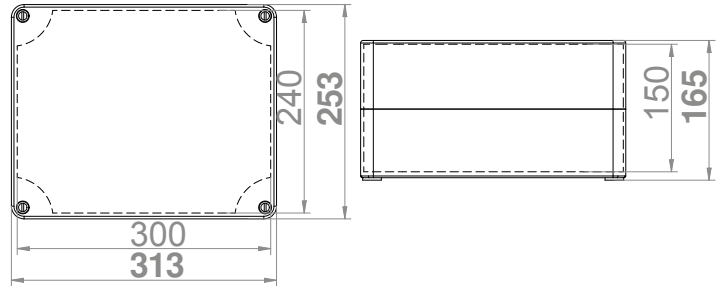
IP 65 IK 07 400 V PC



**INDUSTRIAL JUNCTION BOXES SURFACE MOUNTED
313X253X165 IP65 PC**

Type	Color	Pack.	Weight	Index
Industrial IP65	Grey RAL 7035*	1 pc.	1,85 kg/1pc.	2724-01

NORM PN-EN-60670-1
Internal dimensions: 300x240x150
External dimensions: 313x253x165



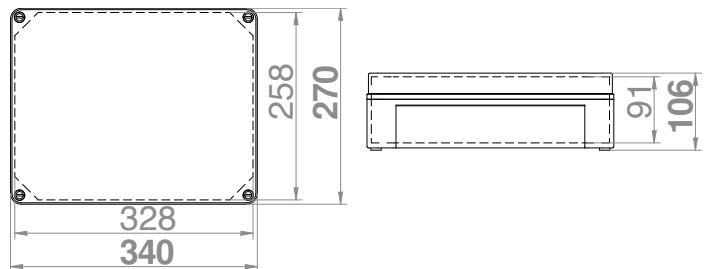
IP 65 IK 07 400 V PC



**INDUSTRIAL JUNCTION BOXES SURFACE MOUNTED
340X270X106 PC**

Type	Color	Pack.	Weight	Index
Industrial IP65	Grey RAL 7035*	1 pc.	1,45 kg/1pc.	2725-01

NORM PN-EN-60670-1
Internal dimensions: 328x258x91
External dimensions: 340x270x106



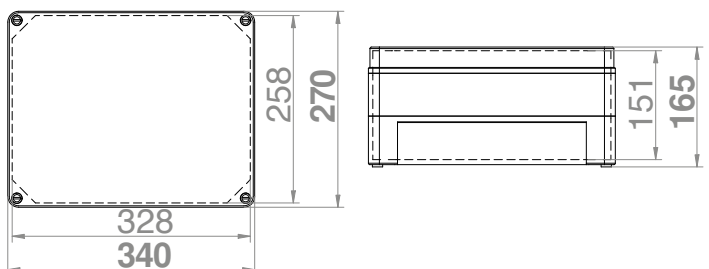
IP 65 IK 07 400 V PC




**INDUSTRIAL JUNCTION BOXES SURFACE MOUNTED
340X270X165 IP65 PC**

Type	Color	Pack.	Weight	Index
Industrial IP65	Grey RAL 7035*	1 pc.	- kg/1pc.	2726-01

NORM PN-EN-60670-1
Internal dimensions: 328x258x151
External dimensions: 340x270x165



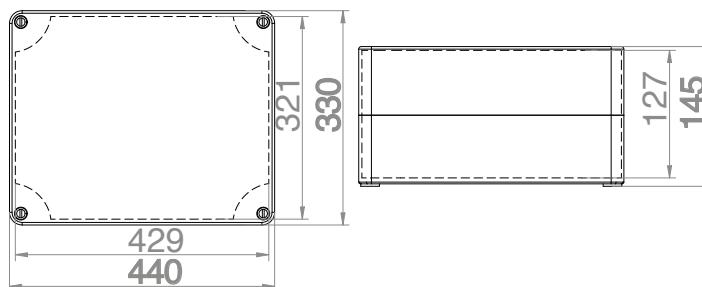
IP 65 IK 07 400 V PC



**INDUSTRIAL JUNCTION BOXES SURFACE MOUNTED
440X330X145 IP65 PC**

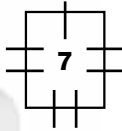
Type	Color	Pack.	Weight	Index
		pc.	kg/1pc.	
Industrial IP65	Grey RAL 7035*	1	3,20	2727-01

NORM PN-EN-60670-1
Internal dimensions: 429x321x127
External dimensions: 440x330x145



- solid locks with springs
- casing: polycarbonate >PC<
- machine sealing

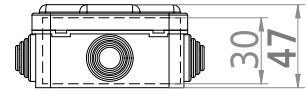
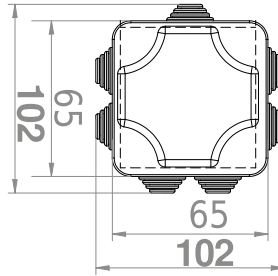
IP 55 IK 07 400 V Br Cl



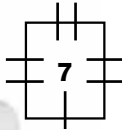
INDUSTRIAL JUNCTION BOXES SURFACE MOUNTED 102X102X47 WITH 7 CABLE GLANDS

Type	Color	Pack. pc.	Weight kg/1pc.	Index
Industrial IP55	Grey RAL 7035*	1	-	2700-02

NORM PN-EN-60670-1
Internal dimensions: 65x65x30
External dimensions: 102x102x47



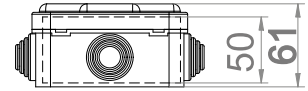
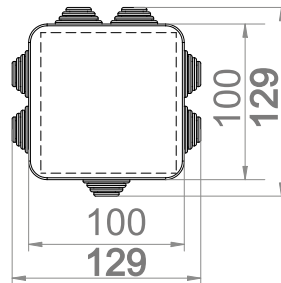
IP 55 IK 07 400 V Br Cl



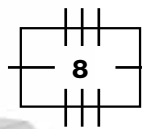
INDUSTRIAL JUNCTION BOXES SURFACE MOUNTED 129X129X61 WITH 7 CABLE GLANDS

Type	Color	Pack. pc.	Weight kg/1pc.	Index
Industrial IP55	Grey RAL 7035*	1	-	2701-02

NORM PN-EN-60670-1
Internal dimensions: 100x100x50
External dimensions: 129x129x61



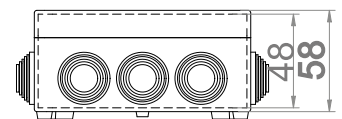
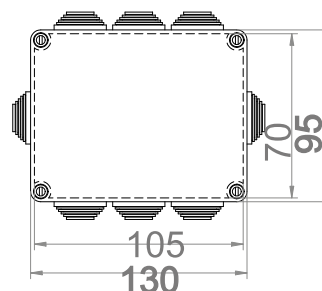
IP 55 IK 07 400 V Br Cl



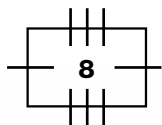
INDUSTRIAL JUNCTION BOXES SURFACE MOUNTED 130X95X58 WITH 8 CABLE GLANDS

Type	Color	Pack. pc.	Weight kg/1pc.	Index
Industrial IP55	Grey RAL 7035*	1	-	2703-02

NORM PN-EN-60670-1
Internal dimensions: 105x70x48
External dimensions: 130x95x58



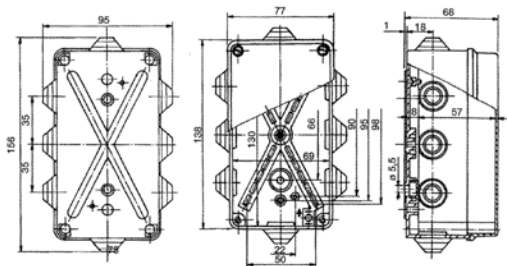
IP 55 IK 07 400 V Br Cl



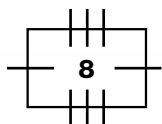
INDUSTRIAL JUNCTION BOXES SURFACE MOUNTED 156X95X68 WITH 8 CABLE GLANDS

Type	Color	Pack.	Weight	Index
Industrial IP55	Grey RAL 7035*	1 pc.	kg/1pc.	2705-02

NORM PN-EN-60670-1
Internal dimensions: 130x69x57
External dimensions: 156x95x68



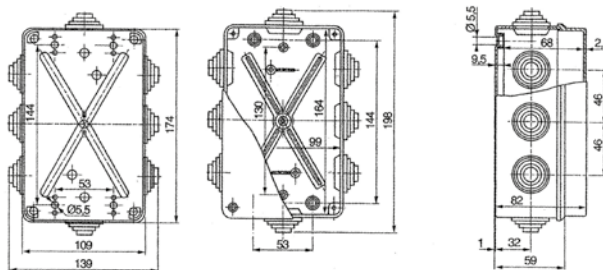
IP 55 IK 07 400 V Br Cl



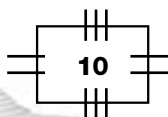
INDUSTRIAL JUNCTION BOXES SURFACE MOUNTED 198X139X82 WITH 8 CABLE GLANDS

Type	Color	Pack.	Weight	Index
Industrial IP55	Grey RAL 7035*	1 pc.	kg/1pc.	2707-02

NORM PN-EN-60670-1
Internal dimensions: 164x99x68
External dimensions: 198x139x82



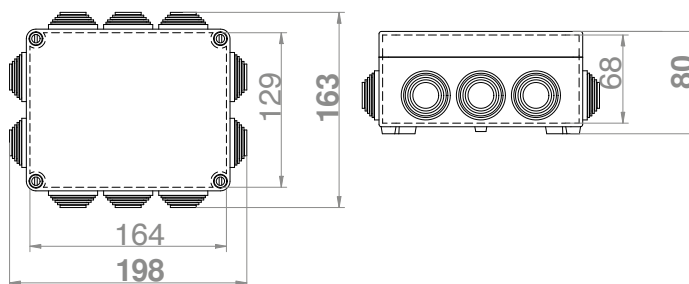
IP 55 IK 07 400 V Br Cl



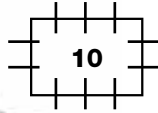
INDUSTRIAL JUNCTION BOXES SURFACE MOUNTED 198X163X80 WITH 10 CABLE GLANDS

Type	Color	Pack.	Weight	Index
Industrial IP55	Grey RAL 7035*	1 pc.	kg/1pc.	2711-02

NORM PN-EN-60670-1
Internal dimensions: 164x129x68
External dimensions: 198x163x80



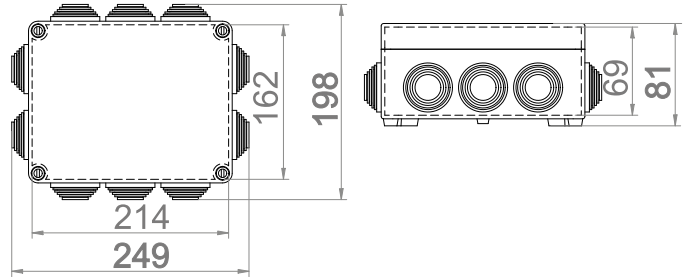
IP 55 IK 07 400 V Br Cl



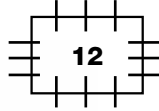
**INDUSTRIAL JUNCTION BOXES SURFACE MOUNTED
249X198X81 WITH 10 CABLE GLANDS**

Type	Color	Pack.	Weight	Index
Industrial IP55	Grey RAL 7035*	1 pc.	kg/1pc.	2716-02

NORM PN-EN-60670-1
Internal dimensions: 214x162x69
External dimensions: 249x198x81



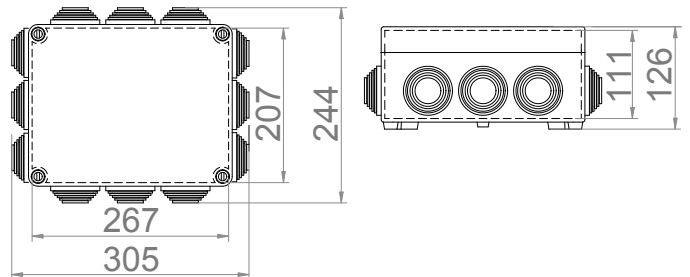
IP 55 IK 07 400 V Br Cl



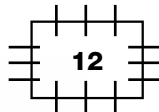
**INDUSTRIAL JUNCTION BOXES SURFACE MOUNTED
305X244X126 WITH 12 CABLE GLANDS**

Type	Color	Pack.	Weight	Index
Industrial IP55	Grey RAL 7035*	1 pc.	kg/1pc.	2721-02

NORM PN-EN-60670-1
Internal dimensions: 267x207x111
External dimensions: 305x244x126



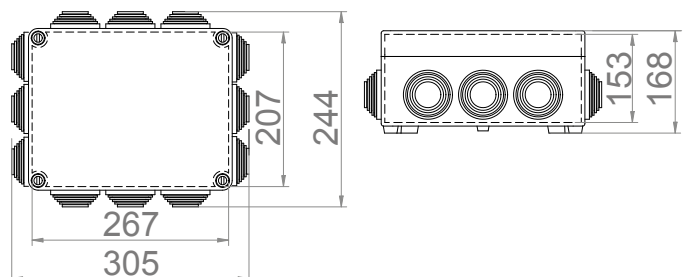
IP 55 IK 07 400 V Br Cl

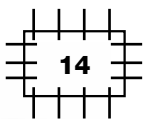


**INDUSTRIAL JUNCTION BOXES SURFACE MOUNTED
305X244X168 WITH 12 CABLE GLANDS**

Type	Color	Pack.	Weight	Index
Industrial IP55	Grey RAL 7035*	1 pc.	kg/1pc.	2722-02

NORM PN-EN-60670-1
Internal dimensions: 267x207x153
External dimensions: 305x244x168

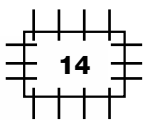




**INDUSTRIAL JUNCTION BOXES SURFACE MOUNTED
342X282X115 WITH 14 CABLE GLANDS**

Type	Color	Pack. pc.	Weight kg/1pc.	Index
Industrial IP55	Grey RAL 7035*	1	-	2723-02

NORM PN-EN-60670-1
Internal dimensions: 300x240x100
External dimensions: 342x282x115



**INDUSTRIAL JUNCTION BOXES SURFACE MOUNTED
342X282X165 WITH 14 CABLE GLANDS**

Type	Color	Pack. pc.	Weight kg/1pc.	Index
Industrial IP55	Grey RAL 7035*	1	-	2724-02

NORM PN-EN-60670-1
Internal dimensions: 300x240x150
External dimensions: 342x282x165

IP 65 IK 08 400 V Br Cl



sealing

INDUSTRIAL CASING SR1 252X352X142 IP65

Type	Color	Pack. pc.	Weight kg/1pc.	Index
INDUSTRIAL SR1	Grey RAL 7035*	1	1,9	2753-00
INDUSTRIAL SR1	Transp.	1	1,9	2753-01
INDUSTRIAL SR1	Grey RAL 7035* (UV)	1	1,9	2753-02

NORM PN-EN-60670-1

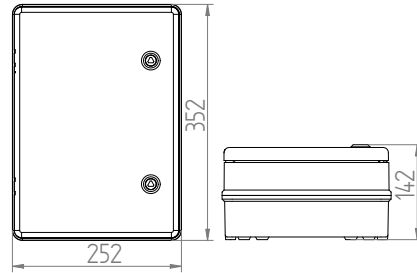
Included:

- top hinged cover, galvanized steel mounting plate, key locks.


Machine sealing.

Internal dimensions: 197x297x110

External dimensions: 252x352x162



IP 65 IK 08 400 V Br Cl



sealing

INDUSTRIAL CASING SR2 252X352X162 IP65

Type	Color	Pack. pc.	Weight kg/1pc.	Index
INDUSTRIAL SR2	Grey RAL 7035*	1	2,0	2754-00
INDUSTRIAL SR2	Transp.	1	2,0	2754-01
INDUSTRIAL SR2	Grey RAL 7035* (UV)	1	2,0	2754-02

NORM PN-EN-60670-1

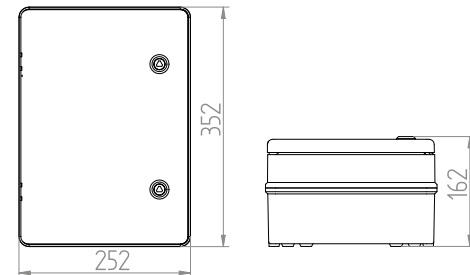
Included:

- top hinged cover, galvanized steel mounting plate, key locks.

Machine sealing.

Internal dimensions: 197x297x130

External dimensions: 252x352x162



IP 65 IK 08 400 V Br Cl



sealing

INDUSTRIAL CASING SR3 356X456X162 IP65

Type	Color	Pack. pc.	Weight kg/1pc.	Index
INDUSTRIAL SR3	Grey RAL 7035*	1	3,6	2755-00
INDUSTRIAL SR3	Transp.	1	3,6	2755-01
INDUSTRIAL SR3	Grey RAL 7035* (UV)	1	3,6	2755-02

NORM PN-EN-60670-1

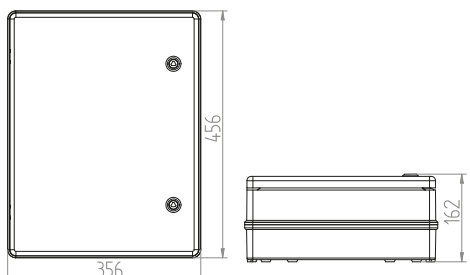
Included:

- top hinged cover, galvanized steel mounting plate, key locks.

Machine sealing.

Internal dimensions: 287x387x130

External dimensions: 356x456x162



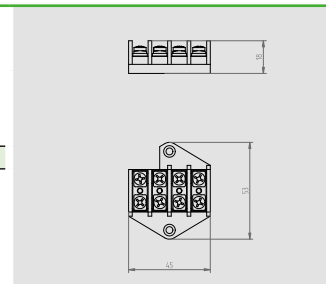
400 V PA



BRANCH PLATE 4X2,5 mm²

Type	Color	Pack.	Weight	Index
branch plate	Black RAL 9005	50	3,10	0951-00

NORM: PN-IEC-60998-1:2006.



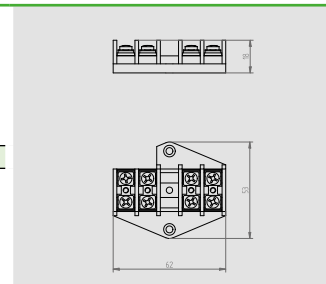
400 V PA



BRANCH PLATE 4X4 mm²

Type	Color	Pack.	Weight	Index
branch plate	Black RAL 9005	50	3,40	0952-00

NORM: PN-IEC-60998-1:2006.



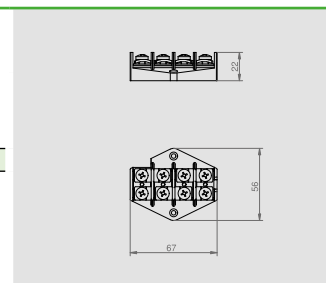
400 V PA



BRANCH PLATE 4X10 mm²

Type	Color	Pack.	Weight	Index
branch plate	Black RAL 9005	25	6,62	0953-00

NORM: PN-IEC-60998-1:2006.



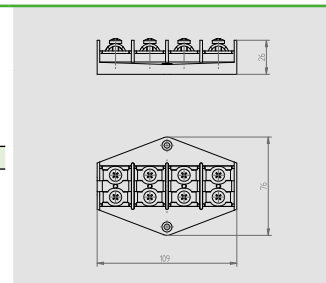
400 V PA



BRANCH PLATE 4 X 16 mm²

Type	Color	Pack.	Weight	Index
branch plate	czarny RAL 9005	10	12,30	0965-00

NORM: PN-IEC-60998-1:2006.



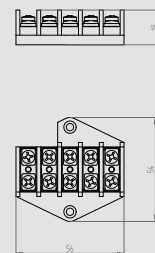
400 V PA



BRANCH PLATE 5X2,5 mm²

Type	Color	Pack.	Weight	Index
branch plate	Grey RAL 7035*	50	4,03	0961-00

NORM: PN-IEC-60998-1:2006.



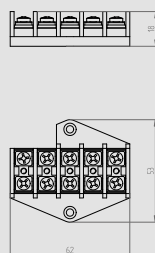
400 V PA



BRANCH PLATE 5X4 mm²

Type	Color	Pack.	Weight	Index
branch plate	Black RAL 9005	50	3,70	0962-00

NORM: PN-IEC-60998-1:2006.



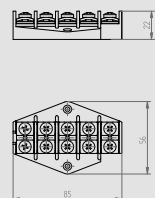
400 V PA



BRANCH PLATE 5 X 10 mm²

Type	Color	Pack.	Weight	Index
branch plate	Black RAL 9005	25	8,80	0963-00

NORM: PN-IEC-60998-1:2006.



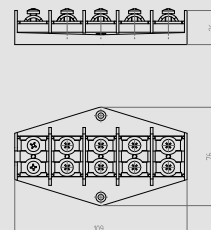
400 V PA



BRANCH PLATE 5 X 16 mm²

Type	Color	Pack.	Weight	Index
branch plate	Grey RAL 7035*	10	15,20	0966-00

NORM: PN-IEC-60998-1:2006.



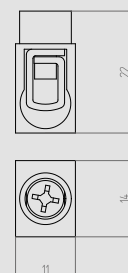
400 V PA



CONNECTOR 2,5 MM²

Type	Color	Pack.	Weight	Index
connector 2,5 mm ²	White RAL 9003	50	0,45	0940-00
	Red RAL 3020	50	0,45	0940-01
	Blue RAL 5005	50	0,45	0940-02
	Green RAL 6001	50	0,45	0940-03
	Yellow RAL 1021	50	0,45	0940-04

NORM: PN-IEC-60998-1:2006.



850 °C 400 V PA CE 2.5 MM²

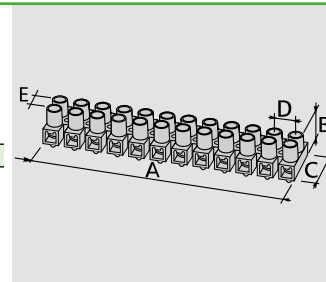


RoHS

TERMINAL BAR LZ12 – 2.5 mm² SELF-EXTINGUISHING

Type	Color	Pack.	Weight	Index
LZ12 – 2,5mm	Orange RAL 2000	100 pc.	1,9 kg/100 pc.	0930-00

Terminal bar LZ12 – 2.5 mm self-extinguishing
NORM: PN-IEC-60998-1:2006
Dimensions: A/B/C/D/E – 94/13/16/8/6mm



850 °C 400 V PA CE 4 MM²

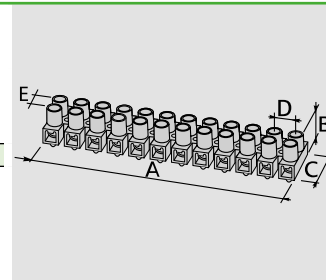


RoHS

TERMINAL BAR LZ12 – 4 mm² SELF-EXTINGUISHING

Type	Color	Pack.	Weight	Index
LZ12 – 4mm	Orange RAL 2000	100 pc.	2,5 kg/100 pc.	0931-00

Terminal bar LZ12 – 4 mm self-extinguishing
NORM: PN-IEC-60998-1:2006
Dimensions: A/B/C/D/E – 106/14/18/9/7mm



850 °C 400 V PA CE 6 MM²

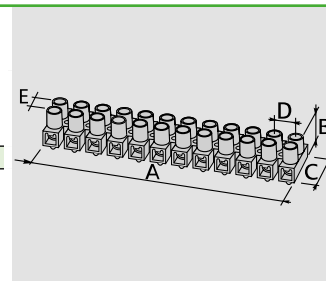


RoHS

TERMINAL BAR LZ12 – 6 mm² SELF-EXTINGUISHING

Type	Color	Pack.	Weight	Index
LZ12 – 6mm	Orange RAL 2000	100 pc.	3,5 kg/100 pc.	0932-00

Terminal bar LZ12 – 6 mm self-extinguishing
NORM: PN-IEC-60998-1:2006
Dimensions: A/B/C/D/E – 118/15/19/9/7mm



850 °C 700 V PA CE 10 MM²

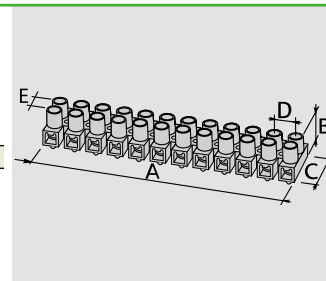


RoHS

TERMINAL BAR LZ12 – 10 mm² SELF-EXTINGUISHING

Type	Color	Pack.	Weight	Index
LZ12 – 10mm	Orange RAL 2000	100 pc.	3,65 kg/100 pc.	0933-00

Terminal bar LZ12 – 10 mm self-extinguishing
NORM: PN-IEC-60998-1:2006
Dimensions: A/B/C/D/E – 141/20/25/12/9mm



850 °C 700 V PA CE 16 MM²

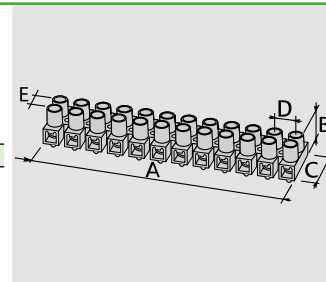


RoHS

TERMINAL BAR LZ12 – 16 mm² SELF-EXTINGUISHING

Type	Color	Pack.	Weight	Index
LZ12 – 16mm	Orange RAL 2000	100 pc.	3,8 kg/100 pc.	0934-00

Terminal bar LZ12 – 16 mm self-extinguishing
NORM: PN-IEC-60998-1:2006
Dimensions: A/B/C/D/E – 153/22/27/13/10mm



16 mm²

10 mm²

6 mm²

4 mm²

1,5-2,5 mm²



0934-00



0933-00




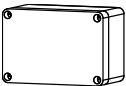
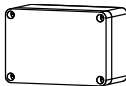



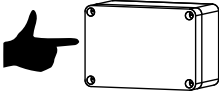
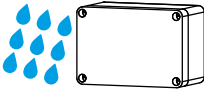

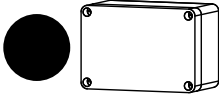
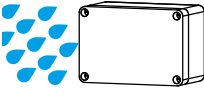


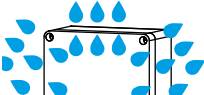

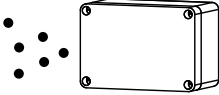


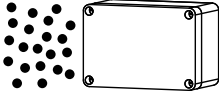
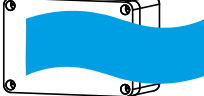

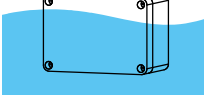

0932-00



0931-00



0930-00

FIRST NUMBER Protection against object		SECOND NUMBER Protection against object		IK CODE Protection against mechanical impact	
IP	TEST	IP	TEST	IK	TEST
0	 no protection	0	 no protection	00	 no protection
1	 protection against object diameter > 50 mm for example hand	1	 protection against vertical drops	01-05	 energy impact < 1 J
2	 protection against object diameter > 12 mm (for example finger)	2	 protection against direct shower under the angle till 15 degrees since vertical	06	 energy impact 1 J
3	 protection against object diameter > 2,5 mm (for example tool or wiret)	3	 protection against direct shower under the angle till 60 degrees since vertical	07	 energy impact 2 J
4	 protection against object diameter > 1 mm (for example tool or wiret)	4	 protection against spray water dropping from all directions: approved limited water flow	08	 energy impact 5 J
5	 limited protection agains dust	5	 protection against water flowing under low preassure dropping from all directions, approved limited water flowing	09	 energy impact 10 J
6	 full protection agains dust	6	 protection against strong water flowing dropping from all directions approved limited water flowing	10	 energy impact 20 J
		7	 protection against drowning to depth between 15 cm to 1 m		
		8	 protection against long lasting under pressure drowning to depth over 1m		

Degree protection is determined by IP classification. In the classification there are two numbers that define the degree protection against solid objects and against liquids.



INDUSTRIAL
SR3 356x456x162 IP65
2755-00



ELEKTRO-PLAST



ELEKTRO-PLAST

NASIELSK

HERMETIC EQUIPMENT

- AQUANT IP 55
- AQUANT IP 65
- HERMES
- HERMES 2







Surface-mounted sockets and switches with increased resistance to water and dust

- degree of protection IP 55/65
- robust construction
- innovative sealing of connector and socket
- durable mechanism with proven design
- wide range of connectors with a card holder for circuit description
- 16A sockets (threaded terminals)
10AX connectors (threaded terminals)
- sockets of French type or schuko
- increased resistance to UV rays
- impact resistance in degree IK 07
- ABS + TPE material
- working temperature range -25°C to + 70°C
- housing color light gray RAL 7035
- flap color gray RAL 7043
- double and triple socket sets in one base
- available socket combinations with switch
- can be configured in horizontal and vertical sets





IP65



Application:

- logistics halls
- garage halls
- industrial plants
- laundries, basements
- machine industry

Advantages:

- durable sealing thanks to 2-component technology
- dust and water flow will not disturb the Aquant™ Series fittings
- sealed housing
- flexible membrane constituting a specific barrier between external elements (keys and flaps) and the internal electrical component
- additional protection integrated with the base in the form of movable glands rubber

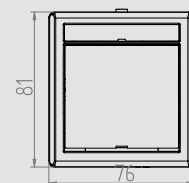
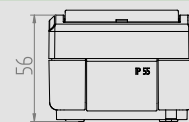
IP 55 IK 07 ABS TPE



AQUANT IP 55 SINGLE POLE / TWO WAY SWITCH

Type	Color	Pack. pc.	Weight pc./kg	Index
ŁNT-1	Casing Grey RAL 7035	10	1,52	1201-10
	Button Grey RAL 7043			

NORM: PN-EN-60669-1:2006
Switches: 10AX/250V~ screw terminals
Protection Degree IP55
Description label.
Dimension: 76mm x 81mm x 56mm



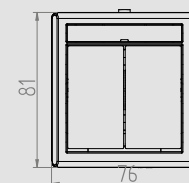
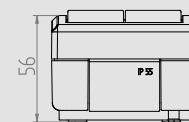
IP 55 IK 07 ABS TPE



AQUANT IP 55 DOUBLE POLE SWITCH

Type	Color	Pack. pc.	Weight pc./kg	Index
ŁNT-5	Casing Grey RAL 7035	10	1,52	1202-10
	Button Grey RAL 7043			

NORM: PN-EN-60669-1:2006
Switches: 10AX/250V~ screw terminals
Protection Degree IP55
Description label.
Dimension: 76mm x 81mm x 56mm



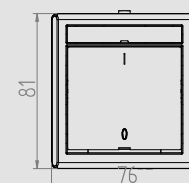
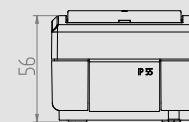
IP 55 IK 07 ABS TPE



AQUANT IP 55 TWO POLE SWITCH

Type	Color	Pack. pc.	Weight pc./kg	Index
ŁNT-2	Casing Grey RAL 7035	10	1,52	1203-10
	Button Grey RAL 7043			

NORM: PN-EN-60669-1:2006
Switches: 10AX/250V~ screw terminals
Protection Degree IP55
Description label.
Dimension: 76mm x 81mm x 56mm



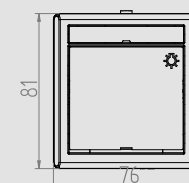
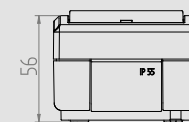
IP 55 IK 07 ABS TPE



AQUANT IP 55 PUSH „LIGHT” SWITCH

Type	Color	Pack. pc.	Weight pc./kg	Index
ŁNT-1S	Casing Grey RAL 7035	10	1,52	1204-10
	Button Grey RAL 7043			

NORM: PN-EN-60669-1:2006
Switches: 10AX/230V~ screw terminals
Protection Degree IP55
Description label.
Dimension: 76mm x 81mm x 56mm



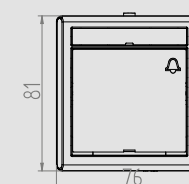
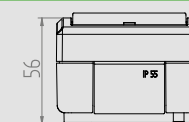
IP 55 IK 07 ABS TPE



AQUANT IP 55 PUSH „BELL” SWITCH

Type	Color	Pack. pc.	Weight pc./kg	Index
ŁNT-1D	Casing Grey RAL 7035	10	1,52	1205-10
	Button Grey RAL 7043			

NORM: PN-EN-60669-1:2006
Switches: 10AX/230V~ screw terminals
Protection Degree IP55
Description label.
Dimension: 76mm x 81mm x 56mm



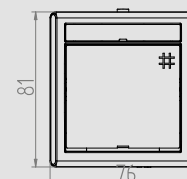
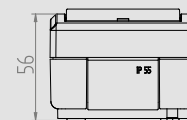
IP 55 IK 07 ABS TPE



AQUANT IP 55 CROSSED SWITCH

Type	Color	Pack. pc.	Weight pc./kg	Index
ŁNT-7	Casing Grey RAL 7035	10	1,52	1206-10
	Button Grey RAL 7043			

NORM: PN-EN-60669-1:2006
 Switches: 10AX/250V- screw terminals
 Protection Degree IP55
 Description label.
 Dimension: 76mm x 81mm x 56mm



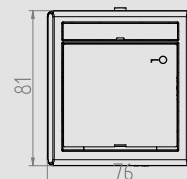
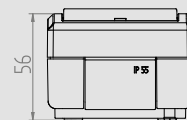
IP 55 IK 07 ABS TPE



AQUANT IP55 PUSH „KEY” SWITCH

Type	Color	Pack. pc.	Weight pc./kg	Index
ŁNT-8	Casing Grey RAL 7035	10	1,52	1207-10
	Button Grey RAL 7043			

Button with pictogram „key”
 NORM: PN-EN-60669-1:2006
 Switches: 10AX/230V- screw terminals
 Protection Degree IP55
 Description label.
 Dimension: 76mm x 81mm x 56mm



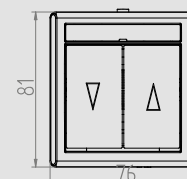
IP 55 IK 07 ABS TPE

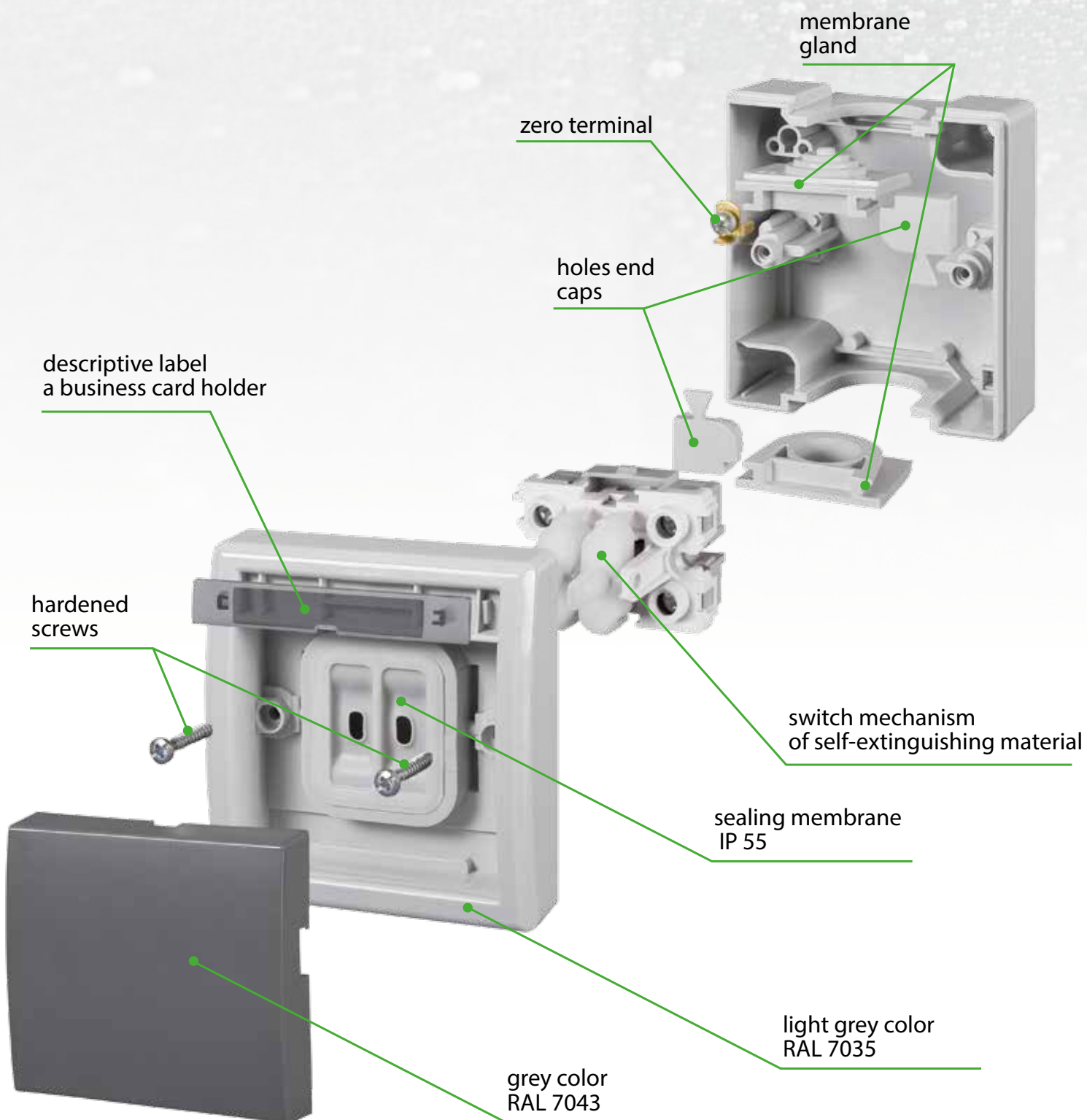


AQUANT IP55 JALOUSIE SWITCH

Type	Color	Pack. pc.	Weight pc./kg	Index
ŁNT-8	Casing Grey RAL 7035	10	1,52	1208-10
	Button Grey RAL 7043			

NORM: PN-EN-60669-1:2006
 Switches: 10AX/230V- screw terminals
 Protection Degree IP55
 Description label.
 Dimension: 76mm x 81mm x 56mm





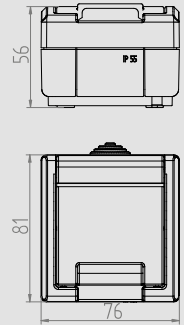
IP 55 IK 07 ABS TPE



AQUANT IP 55 SOCKET 2P+Z

Type	Color	Pack. pc.	Weight pc./kg	Index
GNT 2P+Z	Casing Grey RAL 7035	10	1,50	1241-10
	Flap Grey RAL 7043			

NORM: PN-IEC 60448-1:2006
Sockets: 16A/250V~ screw terminals
Socket 2P+Z
Protection Degree IP55
Dimension: 76mm x 81mm x 56mm



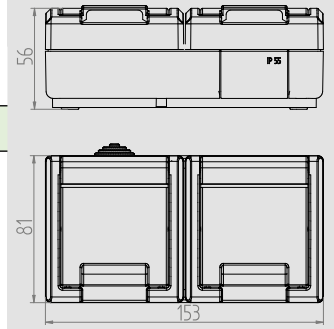
IP 55 IK 07 ABS TPE



AQUANT IP 55X2P+Z SOCKET HORIZONTAL

Type	Color	Pack. pc.	Weight pc./kg	Index
GNT 2x2P+Z H	Casing Grey RAL 7035	10	2,50	1242-10
	Flap Grey RAL 7043			

NORM: PN-IEC 60448-1:2006
Sockets: 16A/250V~ screw terminals
Socket 2x2P+Z
Protection Degree IP55
Dimension: 153mm x 81mm x 56mm



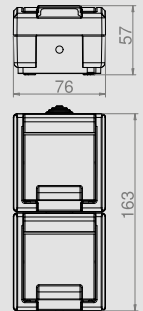
IP 55 IK 07 ABS TPE



AQUANT IP 55 2X2P+Z SOCKET VERTICAL

Type	Color	Pack. pc.	Weight pc./kg	Index
GNT 2x2P+Z V	Casing Grey RAL 7035	10	2,50	1252-10
	Flap Grey RAL 7043			

NORM: PN-IEC 60448-1:2006
Sockets: 16A/250V~ screw terminals
Socket 2x2P+Z
Protection Degree IP55
Dimension: 76mm x 163mm x 57mm



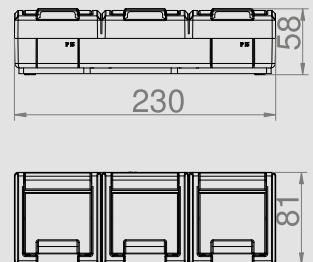
IP 55 IK 07 ABS TPE



AQUANT IP 55 3X2P+Z SOCKET HORIZONTAL

Type	Color	Pack. pc.	Weight pc./kg	Index
GNT 3x2P+Z H	Casing Grey RAL 7035	4	1,60	1243-10
	Flap Grey RAL 7043			

NORM: PN-IEC 60448-1:2006
Sockets: 16A/250V~ screw terminals
Socket 3x2P+Z
Protection Degree IP55
Dimension: 230mm x 81mm x 58mm



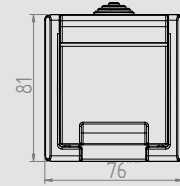
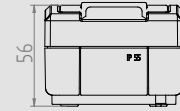
IP 55 IK 07 ABS TPE



AQUANT IP 55 2P+Z SCHUKO SOCKET

Type	Color	Pack. pc.	Weight pc./kg	Index
GNT 2P+Z schuko	Casing Grey RAL 7035	10	1,50	1244-10
	Flap Grey RAL 7043			

NORM: PN-IEC 60448-1:2006
Sockets: 16A/250V~ screw terminals
Socket 2P+Z
Protection Degree IP55
Dimension: 76mm x 81mm x 56mm



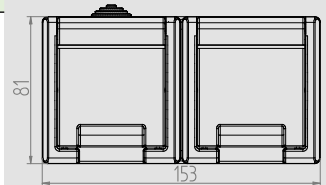
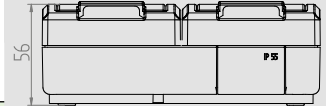
IP 55 IK 07 ABS TPE



AQUANT IP 55 2X2P+Z SCHUKO SOCKET HORIZONTAL

Type	Color	Pack. pc.	Weight pc./kg	Index
GNT 2x2P+Z H schuko	Casing Grey RAL 7035	10	2,50	1245-10
	Flap Grey RAL 7043			

NORM: PN-IEC 60448-1:2006
Sockets: 16A/250V~ screw terminals
Socket 2P+Z
Protection Degree IP55
Dimension: 153mm x 81mm x 56mm



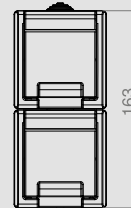
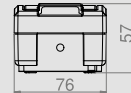
IP 55 IK 07 ABS TPE



AQUANT IP 55 2X2P+Z SCHUKO SOCKET VERTICAL

Type	Color	Pack. pc.	Weight pc./kg	Index
GNT 2x2P+Z V schuko	Casing Grey RAL 7035	10	2,50	1254-10
	Flap Grey RAL 7043			

NORM: PN-IEC 60448-1:2006
Sockets: 16A/250V~ screw terminals
Socket 2P+Z
Protection Degree IP55
Dimension: 76mm x 163mm x 57mm



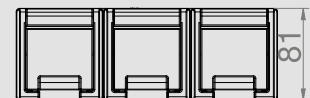
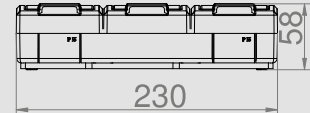
IP 55 IK 07 ABS TPE



AQUANT IP 55 3X2P+Z SCHUKO SOCKET HORIZONTAL

Type	Color	Pack. pc.	Weight pc./kg	Index
GNT 3x2P+Z H schuko	Casing Grey RAL 7035	4	1,60	1246-10
	Flap Grey RAL 7043			

NORM: PN-IEC 60448-1:2006
Sockets: 16A/250V~ screw terminals
Socket 2P+Z
Protection Degree IP55
Dimension: 230mm x 81mm x 58mm



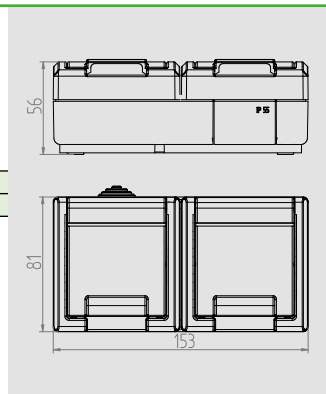
IP 55 IK 07 ABS TPE



AQUANT IP 55 SINGLE POLE / TWO WAY SWITCH + 2P+Z SOCKET HORIZONTAL AQUANT IP 55 SINGLE POLE / TWO WAY SWITCH + 2P+Z SOCKET VERTICAL

Type	Color	Pack. pc.	Weight pc./kg	Index
ŁNT-1+GNT 2P+Z H	RAL 7035+RAL 7043 (szary)	10	2,50	1247-10*
ŁNT-1+GNT 2P+Z V	RAL 7035+RAL 7043 (szary)	10		1256-10*

NORM: PN-EN-60669-1:2006, PN-IEC-60884-1:2006
Sockets: 16A/250V~ screw terminals
Socket 2P+Z
Protection Degree IP55
Dimension: 153mm x 81mm x 56mm



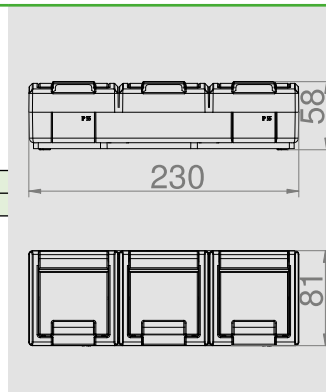
IP 55 IK 07 ABS TPE



AQUANT IP 55 SINGLE POLE / TWO WAY SWITCH + 2X2P+Z SOCKET HORIZONTAL AQUANT IP 55 SINGLE POLE / TWO WAY SWITCH + 2X2P+Z SOCKET VERTICAL

Type	Color	Pack. pc.	Weight pc./kg	Index
ŁNT-1+GNT 2x2P+Z H	RAL 7035+RAL 7043 (szary)	4	1,60	1249-10*
ŁNT-1+GNT 2x2P+Z V	RAL 7035+RAL 7043 (szary)	4		1262-10*


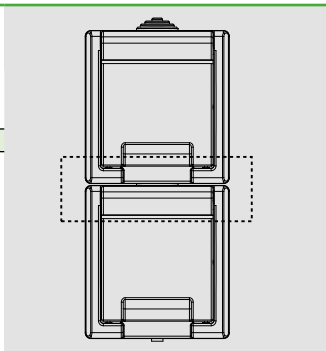
NORM: PN-EN-60669-1:2006, PN-IEC-60884-1:2006
Sockets: 16A/250V~ screw terminals
Socket 2P+Z
Protection Degree IP55
Dimension: 230mm x 81mm x 58mm



AQUANT ADAPTER FOR VERTICAL CONNECTION OF SOCKETS AND SWITCHES

Type	Color	Pack. pc.	Weight pc./kg	Index
Adapter	Szary RAL 7035	5	1,085	1280-10


Adapter for vertical connection of sockets and switches of AQUANT sockets and switches



AQUANT CABLE GLANDS

Type	Color	Pack. pc.	Weight pc./kg	Index
Glands	Szary RAL 7035	10	1,085	1281-10

Cable glands



*on individual customer's order, extended waiting period

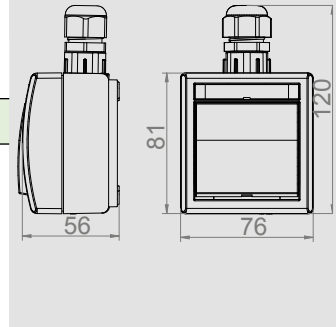
IP 65 IK 07 ABS TPE



AQUANT IP 65 SINGLE POLE / TWO WAY SWITCH

Type	Color	Pack. pc.	Weight pc./kg	Index
ŁNT-1	Casing Grey RAL 7035	8	1,52	1201-65
	Button Grey RAL 7043			

NORM: PN-EN-60669-1:2006
Switches: 10AX/250V~ screw terminals
Protection Degree IP 65
Description label.
Dimension: 76mm x 81mm x 56mm



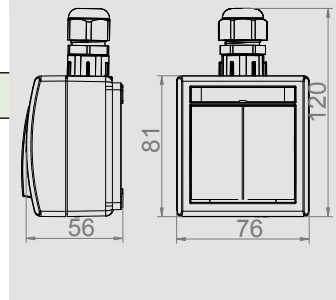
IP 65 IK 07 ABS TPE



AQUANT IP 65 DOUBLE POLE SWITCH

Type	Color	Pack. pc.	Weight pc./kg	Index
ŁNT-5	Casing Grey RAL 7035	8	1,52	1202-65
	Button Grey RAL 7043			

NORM: PN-EN-60669-1:2006
Switches: 10AX/250V~ screw terminals
Protection Degree IP 65
Description label.
Dimension: 76mm x 81mm x 56mm



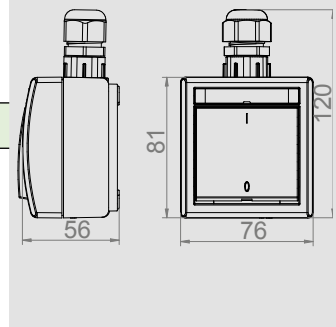
IP 65 IK 07 ABS TPE



AQUANT IP 65 TWO POLE SWITCH

Type	Color	Pack. pc.	Weight pc./kg	Index
ŁNT-2	Casing Grey RAL 7035	8	1,52	1203-65
	Button Grey RAL 7043			

NORM: PN-EN-60669-1:2006
Switches: 10AX/250V~ screw terminals
Protection Degree IP 65
Description label.
Dimension: 76mm x 81mm x 56mm



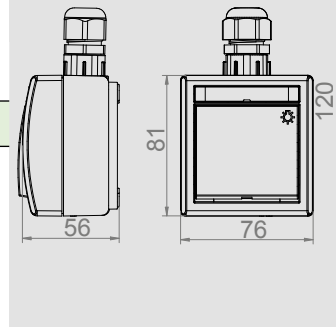
IP 65 IK 07 ABS TPE



AQUANT IP 65 PUSH „LIGHT” SWITCH

Type	Color	Pack. pc.	Weight pc./kg	Index
ŁNT-1S	Casing Grey RAL 7035	8	1,52	1204-65
	Button Grey RAL 7043			

NORM: PN-EN-60669-1:2006
Switches: 10AX/230V~ screw terminals
Protection Degree IP 65
Description label.
Dimension: 76mm x 81mm x 56mm



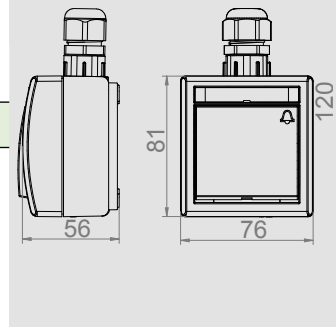
IP 65 IK 07 ABS TPE



AQUANT IP 65 PUSH „BELL” SWITCH

Type	Color	Pack. pc.	Weight pc./kg	Index
ŁNT-1D	Casing Grey RAL 7035	8	1,52	1205-65
	Button Grey RAL 7043			

NORM: PN-EN-60669-1:2006
Switches: 10AX/230V~ screw terminals
Protection Degree IP 65
Description label.
Dimension: 76mm x 81mm x 56mm



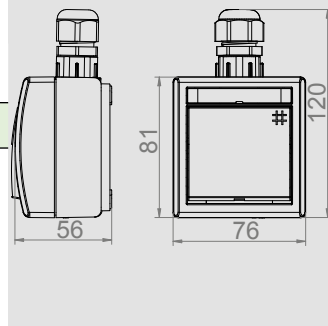
IP 65 IK 07 ABS TPE



AQUANT IP 65 CROSSED SWITCH

Type	Color	Pack. pc.	Weight pc./kg	Index
ŁNT-7	Casing Grey RAL 7035	10	1,52	1206-65
	Button Grey RAL 7043			

NORM: PN-EN-60669-1:2006
Switches: 10AX/250V- screw terminals
Protection Degree IP 65
Description label.
Dimension: 76mm x 81mm x 56mm



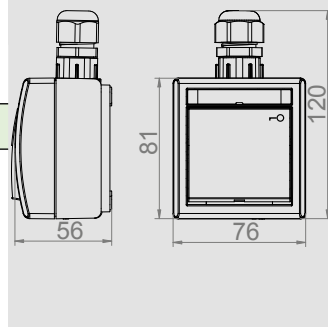
IP 65 IK 07 ABS TPE



AQUANT IP 65 PUSH „KEY” SWITCH

Type	Color	Pack. pc.	Weight pc./kg	Index
ŁNT-8	Casing Grey RAL 7035	10	1,52	1207-65
	Button Grey RAL 7043			

Button with pictogram „key”.
NORM: PN-EN-60669-1:2006
Switches: 10AX/230V- screw terminals
Protection Degree IP 65
Description label.
Dimension: 76mm x 81mm x 56mm



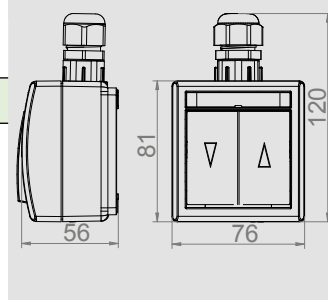
IP 65 IK 07 ABS TPE



AQUANT IP 65 JALOUSIE SWITCH

Type	Color	Pack. pc.	Weight pc./kg	Index
ŁNT-8	Casing Grey RAL 7035	10	1,52	1208-65
	Button Grey RAL 7043			

NORM: PN-EN-60669-1:2006
Switches: 10AX/230V- screw terminals
Protection Degree IP 65
Description label.
Dimension: 76mm x 81mm x 56mm



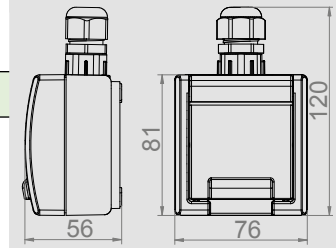
IP 65 IK 07 ABS TPE



AQUANT IP 65 2P+Z SOCKET

Type	Color	Pack. pc.	Weight pc./kg	Index
GNT 2P+Z	Casing Grey RAL 7035	8	1,50	1241-65
	Flap Grey RAL 7043			

NORM: PN-IEC 60448-1:2006
Sockets: 16A/250V~ screw terminals
Socket 2P+Z
Protection Degree IP 65
Dimension: 76mm x 81mm x 56mm



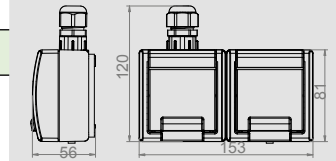
IP 65 IK 07 ABS TPE



AQUANT IP 65 2X2P+Z SOCKET HORIZONTAL

Type	Color	Pack. pc.	Weight pc./kg	Index
GNT 2x2P+Z H	Casing Grey RAL 7035	4	2,50	1242-65
	Flap Grey RAL 7043			

NORM: PN-IEC 60448-1:2006
Sockets: 16A/250V~ screw terminals
Socket 2x2P+Z
Protection Degree IP 65
Dimension: 153mm x 81mm x 56mm



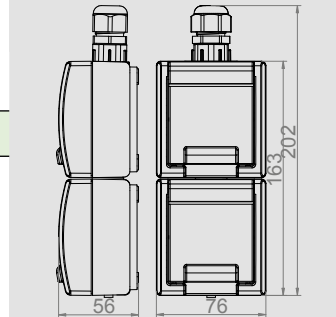
IP 65 IK 07 ABS TPE



AQUANT IP 65 2X2P+Z SOCKET VERTICAL

Type	Color	Pack. pc.	Weight pc./kg	Index
GNT 2x2P+Z V	Casing Grey RAL 7035	4	2,50	1252-65
	Flap Grey RAL 7043			

NORM: PN-IEC 60448-1:2006
Sockets: 16A/250V~ screw terminals
Socket 2x2P+Z
Protection Degree IP 65
Dimension: 76mm x 163mm x 57mm



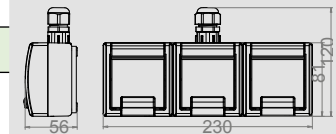
IP 65 IK 07 ABS TPE



AQUANT IP 65 3X2P+Z SOCKET HORIZONTAL

Type	Color	Pack. pc.	Weight pc./kg	Index
GNT 3x2P+Z H	Casing Grey RAL 7035	3	1,60	1243-65
	Flap Grey RAL 7043			

NORM: PN-IEC 60448-1:2006
Sockets: 16A/250V~ screw terminals
Socket 3x2P+Z
Protection Degree IP 65
Dimension: 230mm x 81mm x 58mm



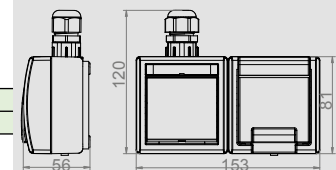
IP 65 IK 07 ABS TPE



AQUANT IP 65 SINGLE POLE / TWO WAY SWITCH + 2P+Z SOCKET HORIZONTAL
AQUANT IP 65 SINGLE POLE / TWO WAY SWITCH + 2P+Z SOCKET VERTICAL

Type	Color	Pack. pc.	Weight pc./kg	Index
ŁNT-1+GNT 2P+Z H	RAL 7035+RAL 7043 (szary)	4	2,50	1247-65*
ŁNT-1+GNT 2P+Z V	RAL 7035+RAL 7043 (szary)			1256-65*

NORM: PN-EN-60669-1:2006, PN-IEC-60884-1:2006
Sockets: 16A/250V~ screw terminals
Socket 2P+Z
Protection Degree IP 65
Dimension: 153mm x 81mm x 56mm



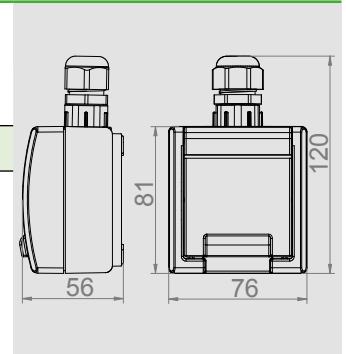
IP 65 IK 07 ABS TPE



AQUANT IP 65 2P+Z SCHUKO SOCKET

Type	Color	Pack. pc.	Weight pc./kg	Index
GNT 2P+Z schuko	Casing Grey RAL 7035	8	1,50	1244-65
	Flap Grey RAL 7043			

NORM: PN-IEC 60448-1:2006
Sockets: 16A/250V~ screw terminals
Socket 2P+Z
Protection Degree IP 65
Dimension: 76mm x 81mm x 56mm



IP 65 IK 07 ABS TPE



AQUANT IP 65 2X2P+Z SCHUKO SOCKET HORIZONTAL

Type	Color	Pack. pc.	Weight pc./kg	Index
GNT 2x2P+Z H schuko	Casing Grey RAL 7035	4	2,50	1245-65
	Flap Grey RAL 7043			

NORM: PN-IEC 60448-1:2006
Sockets: 16A/250V~ screw terminals
Socket 2P+Z
Protection Degree IP 65
Dimension: 153mm x 81mm x 56mm



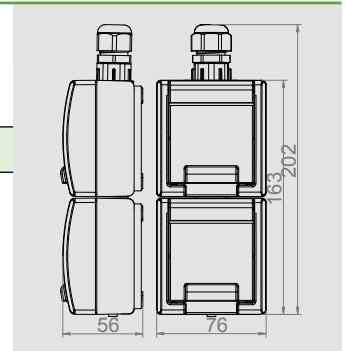
IP 65 IK 07 ABS TPE



AQUANT IP 65 2X2P+Z SCHUKO SOCKET VERTICAL

Type	Color	Pack. pc.	Weight pc./kg	Index
GNT 2x2P+Z V schuko	Casing Grey RAL 7035	4	2,50	1254-65
	Flap Grey RAL 7043			

NORM: PN-IEC 60448-1:2006
Sockets: 16A/250V~ screw terminals
Socket 2P+Z
Protection Degree IP 65
Dimension: 76mm x 163mm x 57mm



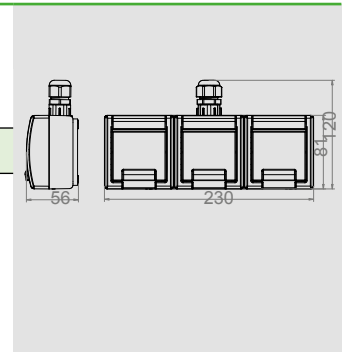
IP 65 IK 07 ABS TPE



AQUANT IP 65 3X2P+Z SCHUKO SOCKET HORIZONTAL

Type	Color	Pack. pc.	Weight pc./kg	Index
GNT 3x2P+Z H schuko	Casing Grey RAL 7035	3	1,60	1246-65
	Flap Grey RAL 7043			

NORM: PN-IEC 60448-1:2006
Sockets: 16A/250V~ screw terminals
Socket 2P+Z
Protection Degree IP 65
Dimension: 230mm x 81mm x 58mm



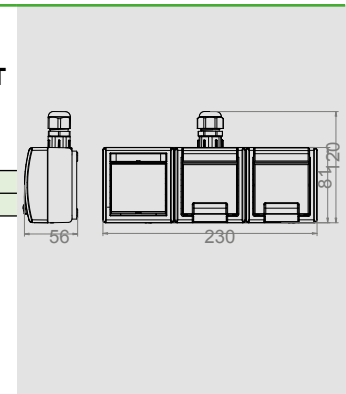
IP 65 IK 07 ABS TPE



AQUANT IP 65 SINGLE POLE / TWO WAY SWITCH + 2X2P+Z SOCKET HORIZONTAL
AQUANT IP 65 SINGLE POLE / TWO WAY SWITCH + 2X2P+Z SOCKET VERTICAL

Type	Color	Pack. pc.	Weight pc./kg	Index
ŁNT-1+GNT 2x2P+Z H	RAL 7035+RAL 7043 (szary)	3	1,60	1249-65*
ŁNT-1+GNT 2x2P+Z V	RAL 7035+RAL 7043 (szary)			1262-65*

NORM: PN-EN-60669-1:2006, PN-IEC-60884-1:2006
Sockets: 16A/250V~ screw terminals
Socket 2P+Z
Protection Degree IP 65
Dimension: 230mm x 81mm x 58mm



HERMES

HERMES hermetic equipment IP 44

HERMES IP 44 is a series of surface-mounted hermetic equipment manufactured by the company ELEKTRO-PLAST Nasielsk. The resistance of the HERMES IP 44 series products to moisture and dust, and the original design positions the series as the leader among the hermetic series available on the market. In the HERMES series there is the possibility of modular building of blocks, eg a switch with a socket in one body.



IP44





Advantages:

- the Hermes series is a leader among the hermetic series available on the market
- illuminated switches with the option of diode exchange
- resistance to moisture and dust
- possibility of modular block creation, eg switch with socket in one body
- original design
- accessories available in colors: white, cream, brown
- multiple sockets completely tied LgY
- Hermes series works well everywhere where there are difficult conditions, eg in garage halls, laundries, warehouses, food and outdoor premises



ELEKTRO-PLAST

N A S I E L S K

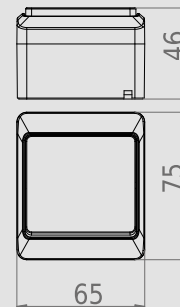
IP 44 ABS



HERMES IP 44 SINGLE POLE/TWO WAY SWITCH

Type	Color	Pack. pc.	Weight pc./kg	Index
ŁNT-1	White RAL 9003	12	1,085	0331-02

NORM: PN-EN-60669-1:2006
Switches: 10AX/250V~ screw terminals
Protection Degree IP44
Dimension: 65mm x 75mm x 46mm



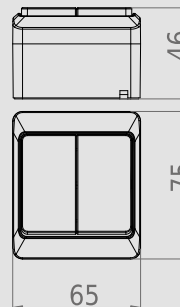
IP 44 ABS



HERMES IP 44 DOUBLE POLE SWITCH

Type	Color	Pack. pc.	Weight pc./kg	Index
ŁNT-5	White RAL 9003	12	1,085	0332-02

NORM: PN-EN-60669-1:2006
Switches: 10AX/250V~ screw terminals
Protection Degree IP44
Dimension: 65mm x 75mm x 46mm



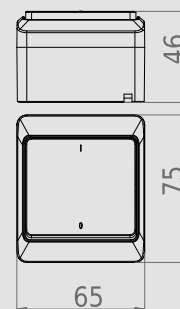
IP 44 ABS



HERMES IP 44 TWO POLE SWITCH

Type	Color	Pack. pc.	Weight pc./kg	Index
ŁNT-2	White RAL 9003	12	1,085	0333-02

NORM: PN-EN-60669-1:2006
Switches: 10AX/250V~ screw terminals
Protection Degree IP44
Dimension: 65mm x 75mm x 46mm



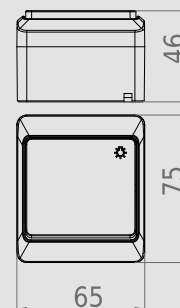
IP 44 ABS



HERMES IP 44 PUSH „LIGHT” SWITCH

Type	Color	Pack. pc.	Weight pc./kg	Index
ŁNT-1S	White RAL 9003	12	1,085	0336-02

NORM: PN-EN-60669-1:2006
Switches: 10AX/250V~ screw terminals
Protection Degree IP44
Dimension: 65mm x 75mm x 46mm



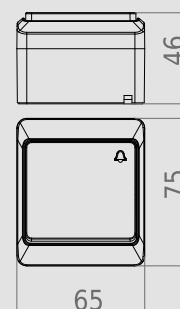
IP 44 ABS



HERMES IP 44 USH „BELL” SWITCH

Type	Color	Pack. pc.	Weight pc./kg	Index
ŁNT-1D	White RAL 9003	12	1,085	0337-02

NORM: PN-EN-60669-1:2006
Switches: 10AX/230V~ screw terminals
Protection Degree IP44
Dimension: 65mm x 75mm x 46mm



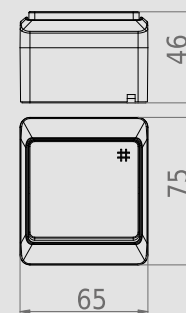


IP 44 ABS

HERMES IP 44 CROSSED SWITCH

Type	Color	Pack. pc.	Weight pc./kg	Index
ŁNT-7	White RAL 9003	12	1,085	0338-02

NORM: PN-EN-60669-1:2006
Switches: 10AX/250V~ screw terminals
Protection Degree IP44
Dimension: 65mm x 75mm x 46mm



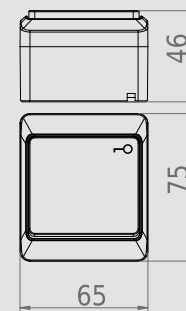
IP 44 ABS

NEW

HERMES IP 44 PUSH „KEY” SWITCH

Type	Color	Pack. pc.	Weight pc./kg	Index
ŁNT-7	White RAL 9003	12	1,085	0340-02

Button with pictogram „key”.
NORM: PN-EN-60669-1:2006
Switches: 10AX/230V~ screw terminals
Protection Degree IP44
Dimension: 65mm x 75mm x 46mm

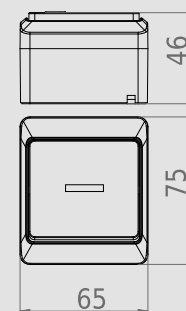


IP 44 ABS

HERMES IP 44 SINGLE POLE/TWO WAY SWITCH ILLUMINATED

Type	Color	Pack. pc.	Weight pc./kg	Index
ŁNT-1+n	White RAL 9003	12	1,085	0341-02

NORM: PN-EN-60669-1:2006
Switches: 10AX/250V~ self-clamps
Protection Degree IP44
Dimension: 65mm x 75mm x 46mm

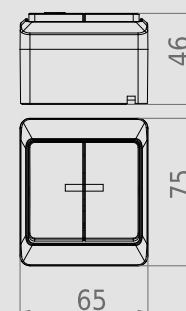


IP 44 ABS

HERMES IP 44 DOUBLE POLE SWITCH ILLUMINATED

Type	Color	Pack. pc.	Weight pc./kg	Index
ŁNT-5+n	White RAL 9003	12	1,085	0342-02

NORM: PN-EN-60669-1:2006
Switches: 10AX/250V~ self-clamps
Protection Degree IP44
Dimension: 65mm x 75mm x 46mm

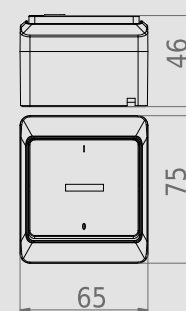


IP 44 ABS

HERMES IP 44 TWO POLE SWITCH ILLUMINATED

Type	Color	Pack. pc.	Weight pc./kg	Index
ŁNT-2+n	White RAL 9003	12	1,085	0343-02

NORM: PN-EN-60669-1:2006
Switches: 10AX/250V~ self-clamps
Protection Degree IP44
Dimension: 65mm x 75mm x 46mm



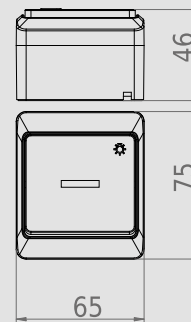
IP 44 ABS



HERMES IP 44 PUSH „LIGHT” SWITCH ILLUMINATED

Type	Color	Pack. pc.	Weight pc./kg	Index
ŁNT-1S+n	White RAL 9003	12	1,085	0346-02

NORM: PN-EN-60669-1:2006
Switches: 10AX/250V~ self-clamps
Protection Degree IP44
Dimension: 65mm x 75mm x 46mm



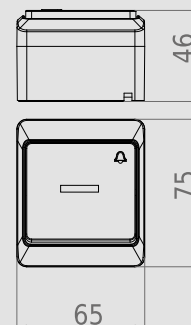
IP 44 ABS



HERMES IP 44 PUSH „BELL” SWITCH ILLUMINATED

Type	Color	Pack. pc.	Weight pc./kg	Index
ŁNT-1D+n	White RAL 9003	12	1,085	0347-02

NORM: PN-EN-60669-1:2006
Switches: 10AX/250V~ self-clamps
Protection Degree IP44
Dimension: 65mm x 75mm x 46mm



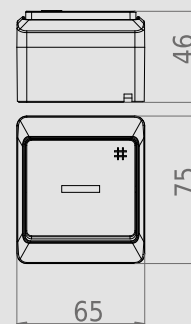
IP 44 ABS



HERMES IP 44 CROSSED SWITCH ILLUMINATED

Type	Color	Pack. pc.	Weight pc./kg	Index
ŁNT-7+n	White RAL 9003	12	1,085	0348-02

NORM: PN-EN-60669-1:2006
Switches: 10AX/250V~ self-clamps
Protection Degree IP44
Dimension: 65mm x 75mm x 46mm



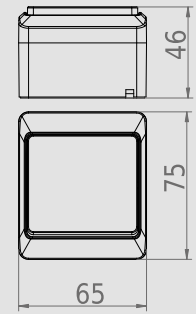
IP 44 **ABS**



HERMES IP 44 SINGLE POLE/TWO WAY SWITCH

Type	Color	Pack. pc.	Weight pc./kg	Index
ŁNT-1	White RAL 9003 + Smoke	12	1,085	0331-01

NORM: PN-EN-60669-1:2006
Switches: 10AX/250V~ screw terminals
Protection Degree IP44
Dimension: 65mm x 75mm x 46mm



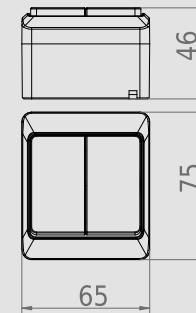
IP 44 **ABS**



HERMES IP 44 DOUBLE POLE SWITCH

Type	Color	Pack. pc.	Weight pc./kg	Index
ŁNT-5	White RAL 9003 + Smoke	12	1,085	0332-01

NORM: PN-EN-60669-1:2006
Switches: 10AX/250V~ screw terminals
Protection Degree IP44
Dimension: 65mm x 75mm x 46mm



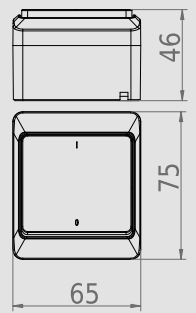
IP 44 **ABS**



HERMES IP 44 TWO POLES SWITCH

Type	Color	Pack. pc.	Weight pc./kg	Index
ŁNT-2	White RAL 9003 + Smoke	12	1,085	0333-01

NORM: PN-EN-60669-1:2006
Switches: 10AX/250V~ screw terminals
Protection Degree IP44
Dimension: 65mm x 75mm x 46mm



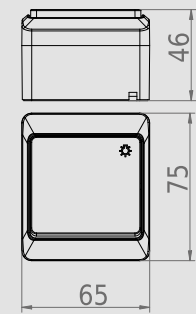
IP 44 **ABS**



HERMES IP 44 PUSH „LIGHT” SWITCH

Type	Color	Pack. pc.	Weight pc./kg	Index
ŁNT-1S	White RAL 9003 + Smoke	12	1,085	0336-01

NORM: PN-EN-60669-1:2006
Switches: 10AX/230V~ screw terminals
Protection Degree IP44
Dimension: 65mm x 75mm x 46mm



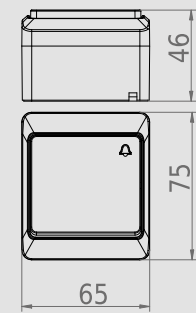
IP 44 **ABS**



HERMES IP 44 PUSH „BELL” SWITCH

Type	Color	Pack. pc.	Weight pc./kg	Index
ŁNT-1D	White RAL 9003 + Smoke	12	1,085	0337-01

NORM: PN-EN-60669-1:2006
Switches: 10AX/230V~ screw terminals
Protection Degree IP44
Dimension: 65mm x 75mm x 46mm



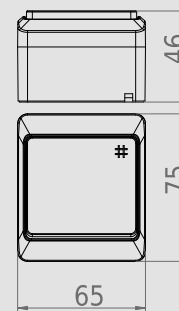
IP 44 ABS



HERMES IP 44 CROSSED SWITCH

Type	Color	Pack. pc.	Weight pc./kg	Index
ŁNT-7	White RAL 9003 + Smoke	12	1,085	0338-01

NORM: PN-EN-60669-1:2006
Switches: 10AX/250V~ screw terminals
Protection Degree IP44
Dimension: 65mm x 75mm x 46mm



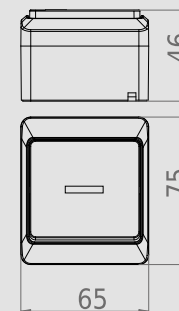
IP 44 ABS



HERMES IP 44 SINGLE POLE/TWO WAY SWITCH ILLUMINATED

Type	Color	Pack. pc.	Weight pc./kg	Index
ŁNT-1+n	White RAL 9003+ Smoke	12	1,085	0341-01

NORM: PN-EN-60669-1:2006
Switches: 10AX/250V~ self-clamps
Protection Degree IP44
Dimension: 65mm x 75mm x 46mm



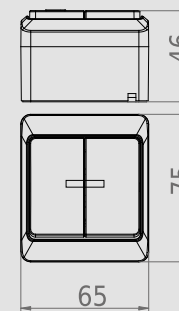
IP 44 ABS



HERMES IP 44 DOUBLE POLE SWITCH ILLUMINATED

Type	Color	Pack. pc.	Weight pc./kg	Index
ŁNT-5+n	White RAL 9003+ Smoke	12	1,085	0342-01

NORM: PN-EN-60669-1:2006
Switches: 10AX/250V~ self-clamps
Protection Degree IP44
Dimension: 65mm x 75mm x 46mm



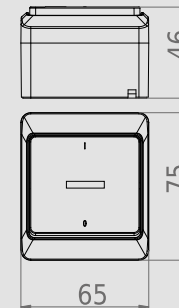
IP 44 ABS



HERMES IP 44 TWO POLE SWITCH ILLUMINATED

Type	Color	Pack. pc.	Weight pc./kg	Index
ŁNT-2+n	White RAL 9003 + Smoke	12	1,085	0343-01

NORM: PN-EN-60669-1:2006
Switches: 10AX/250V~ self-clamps
Protection Degree IP44
Dimension: 65mm x 75mm x 46mm



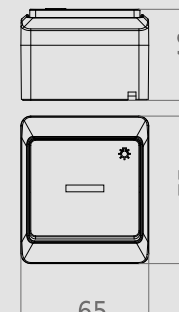
IP 44 ABS



HERMES IP 44 PUSH „LIGHT” SWITCH ILLUMINATED

Type	Color	Pack. pc.	Weight pc./kg	Index
ŁNT-1S+n	White RAL 9003 + Smoke	12	1,085	0346-01

NORM: PN-EN-60669-1:2006
Switches: 10AX/250V~ self-clamps
Protection Degree IP44
Dimension: 65mm x 75mm x 46mm



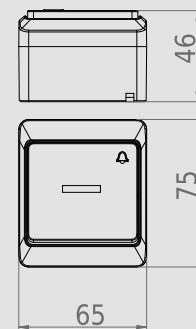
IP 44 **ABS**



HERMES IP 44 PUSH „ BELL ” SWITCH ILLUMINATED

Type	Color	Pack. pc.	Weight pc./kg	Index
łNT-1D+n	White RAL 9003 + Smoke	12	1,085	0347-01

NORM: PN-EN-60669-1:2006
Switches: 10AX/250V~ self-clamps
Protection Degree IP44
Dimension: 65mm x 75mm x 46mm



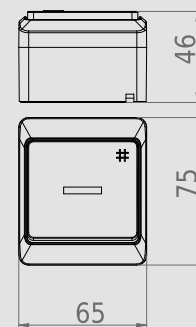
IP 44 **ABS**



HERMES IP 44 CROSSED SWITCH ILLUMINATED

Type	Color	Pack. pc.	Weight pc./kg	Index
łNT-7+n	White RAL 9003 + Smoke	12	1,085	0348-01

NORM: PN-EN-60669-1:2006
Switches: 10AX/250V~ self-clamps
Protection Degree IP44
Dimension: 65mm x 75mm x 46mm



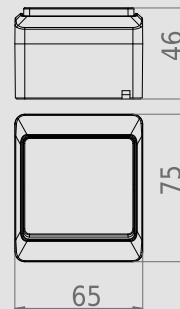
IP 44 ABS



HERMES IP 44 SINGLE POLE/TWO WAY SWITCH

Type	Color	Pack. pc.	Weight pc./kg	Index
ŁNT-1	Brown RAL 8028	12	1,085	0331-06

NORM: PN-EN-60669-1:2006
Switches: 10AX/250V~ screw terminals
Protection Degree IP44
Dimension: 65mm x 75mm x 46mm



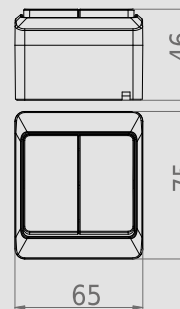
IP 44 ABS



HERMES IP 44 DOUBLE POLE SWITCH

Type	Color	Pack. pc.	Weight pc./kg	Index
ŁNT-5	Brown RAL 8028	12	1,085	0332-06

NORM: PN-EN-60669-1:2006
Switches: 10AX/250V~ screw terminals
Protection Degree IP44
Dimension: 65mm x 75mm x 46mm



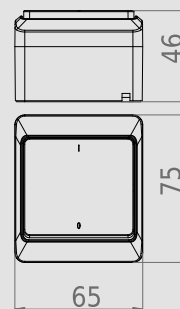
IP 44 ABS



HERMES IP 44 TWO POLES SWITCH

Type	Color	Pack. pc.	Weight pc./kg	Index
ŁNT-2	Brown RAL 8028	12	1,085	0333-06

NORM: PN-EN-60669-1:2006
Switches: 10AX/250V~ screw terminals
Protection Degree IP44
Dimension: 65mm x 75mm x 46mm



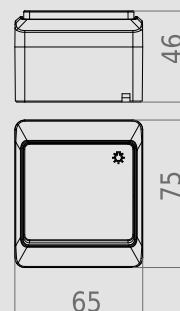
IP 44 ABS



HERMES IP 44 PUSH „LIGHT” SWITCH

Type	Color	Pack. pc.	Weight pc./kg	Index
ŁNT-1S	Brown RAL 8028	12	1,085	0336-06

NORM: PN-EN-60669-1:2006
Switches: 10AX/230V~ screw terminals
Protection Degree IP44
Dimension: 65mm x 75mm x 46mm



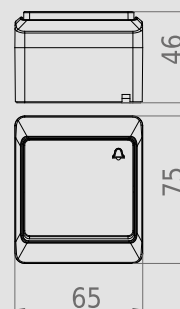
IP 44 ABS



HERMES IP 44 PUSH „BELL” SWITCH

Type	Color	Pack. pc.	Weight pc./kg	Index
ŁNT-1D	Brown RAL 8028	12	1,085	0337-06

NORM: PN-EN-60669-1:2006
Switches: 10AX/230V~ screw terminals
Protection Degree IP44
Dimension: 65mm x 75mm x 46mm



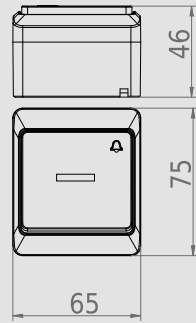
IP 44 ABS



HERMES IP 44 PUSH „BELL” SWITCH ILLUMINATED

Type	Color	Pack. pc.	Weight pc./kg	Index
łNT-1D+n	Brown RAL 8028	12	1,085	0347-06

NORM: PN-EN-60669-1:2006
Switches: 10AX/250V~ self-clamps
Protection Degree IP44
Dimension: 65mm x 75mm x 46mm



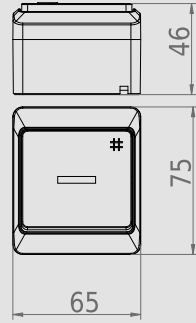
IP 44 ABS



HERMES IP 44 CROSSED SWITCH ILLUMINATED

Type	Color	Pack. pc.	Weight pc./kg	Index
łNT-7+n	Brown RAL 8028	12	1,085	0348-06

NORM: PN-EN-60669-1:2006
Switches: 10AX/250V~ self-clamps
Protection Degree IP44
Dimension: 65mm x 75mm x 46mm



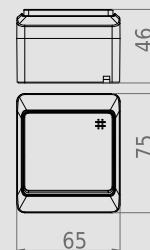
IP 44 ABS



HERMES IP 44 CROSSED SWITCH

Type	Color	Pack. pc.	Weight pc./kg	Index
ŁNT-7	Brown RAL 8028	12	1,085	0338-06

NORM: PN-EN-60669-1:2006
Switches: 10AX/250V~ screw terminals
Protection Degree IP44
Dimension: 65mm x 75mm x 46mm



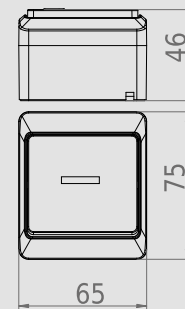
IP 44 ABS



HERMES IP 44 SINGLE POLE/TWO WAY SWITCH ILLUMINATED

Type	Color	Pack. pc.	Weight pc./kg	Index
ŁNT-1+n	Brown RAL 8028	12	1,085	0341-06

NORM: PN-EN-60669-1:2006
Switches: 10AX/250V~ self-clamps
Protection Degree IP44
Dimension: 65mm x 75mm x 46mm



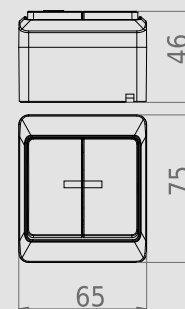
IP 44 ABS



HERMES IP 44 DOUBLE POLE SWITCH ILLUMINATED

Type	Color	Pack. pc.	Weight pc./kg	Index
ŁNT-5+n	Brown RAL 8028	12	1,085	0342-06

NORM: PN-EN-60669-1:2006
Switches: 10AX/250V~ self-clamps
Protection Degree IP44
Dimension: 65mm x 75mm x 46mm



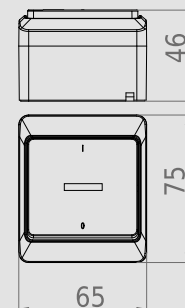
IP 44 ABS



HERMES IP 44 TWO POLE SWITCH ILLUMINATED

Type	Color	Pack. pc.	Weight pc./kg	Index
ŁNT-2+n	Brown RAL 8028	12	1,085	0343-06

NORM: PN-EN-60669-1:2006
Switches: 10AX/250V~ self-clamps
Protection Degree IP44
Dimension: 65mm x 75mm x 46mm



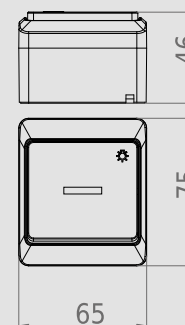
IP 44 ABS



HERMES IP 44 PUSH „LIGHT” SWITCH ILLUMINATED

Type	Color	Pack. pc.	Weight pc./kg	Index
ŁNT-1S+n	Brown RAL 8028	12	1,085	0346-06

NORM: PN-EN-60669-1:2006
Switches: 10AX/250V~ self-clamps
Protection Degree IP44
Dimension: 65mm x 75mm x 46mm



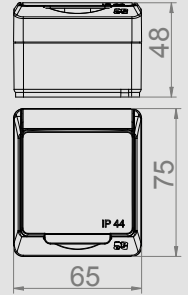
IP 44 **ABS**




HERMES IP 44 2P+Z SOCKET

Type	Color	Pack. pc.	Weight pc./kg	Index
GNT 2P+Z	White RAL 9016+smoke	12	1,085	0321-01

NORM: PN-IEC-60884-1:2006
Sockets: 16A/250V~ screw terminals
Protection Degree IP44
Dimension: 65 mm x 75 mm x 48mm



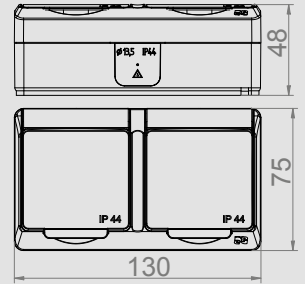
IP 44 **ABS**




HERMES IP 44 2X2P+Z SOCKET

Type	Color	Pack. pc.	Weight pc./kg	Index
GNT 2x2P+Z	White RAL 9016+smoke	12	2,24	0322-01

NORM: PN-IEC-60884-1:2006
Sockets: 16A/250V~ screw terminals
Protection Degree IP44
Dimension: 130 mm x 75 mm x 48mm



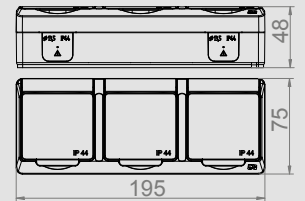
IP 44 **ABS**



HERMES IP 44 3X2P+Z SOCKET

Type	Color	Pack. pc.	Weight pc./kg	Index
GNT 3x2P+Z	White RAL 9016+smoke	4	1,14	0323-01

NORM: PN-IEC-60884-1:2006
Sockets: 16A/250V~ screw terminals
Protection Degree IP44
Dimension: 195 mm x 75 mm x 48mm



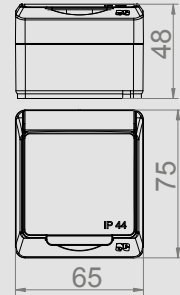
IP 44 ABS



HERMES IP 44 2P+Z SOCKET

Type	Color	Pack. pc.	Weight pc./kg	Index
GNT 2P+Z	White RAL 9016	12	1,085	0321-02

NORM: PN-IEC-60884-1:2006
Sockets: 16A/250V~ screw terminals
Protection Degree IP44
Dimension: 65 mm x 75 mm x 48mm



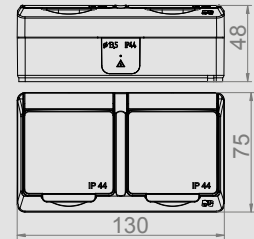
IP 44 ABS



HERMES IP 44 2X2P+Z SOCKET

Type	Color	Pack. pc.	Weight pc./kg	Index
GNT 2x2P+Z	White RAL 9016	12	2,24	0322-02

NORM: PN-IEC-60884-1:2006
Sockets: 16A/250V~ screw terminals
Protection Degree IP44
Dimension: 130 mm x 75 mm x 48mm



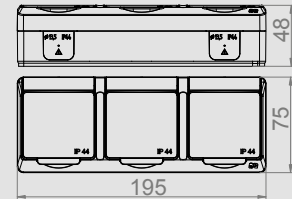
IP 44 ABS



HERMES IP 44 3X2P+Z SOCKET

Type	Color	Pack. pc.	Weight pc./kg	Index
GNT 3x2P+Z	White RAL 9016	4	1,14	0323-02

NORM: PN-IEC-60884-1:2006
Sockets: 16A/250V~ screw terminals
Protection Degree IP44
Dimension: 195 mm x 75 mm x 48mm



IP 44 ABS

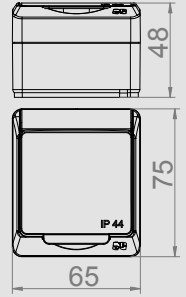


HERMES IP 44 2P+Z SOCKET



Type	Color	Pack. pc.	Weight pc./kg	Index
GNT 2P+Z	Brown RAL 8028	12	1,085	0321-05

NORM: PN-IEC-60884-1:2006
Sockets: 16A/250V~ screw terminals
Protection Degree IP44
Dimension: 65 mm x 75 mm x 48mm



IP 44 ABS

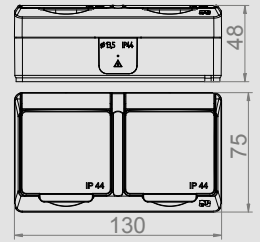


HERMES IP 44 2X2P+Z SOCKET



Type	Color	Pack. pc.	Weight pc./kg	Index
GNT 2x2P+Z	Brown RAL 8028	12	2,24	0322-05

NORM: PN-IEC-60884-1:2006
Sockets: 16A/250V~ screw terminals
Protection Degree IP44
Dimension: 130 mm x 75 mm x 48mm



IP 44 ABS

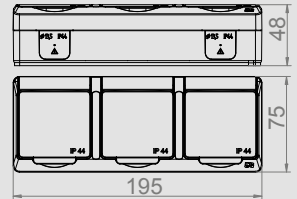


HERMES IP 44 3X2P+Z SOCKET



Type	Color	Pack. pc.	Weight pc./kg	Index
GNT 3x2P+Z	Brown RAL 8028	4	1,14	0323-05

NORM: PN-IEC-60884-1:2006
Sockets: 16A/250V~ screw terminals
Protection Degree IP44
Dimension: 195 mm x 75 mm x 48mm



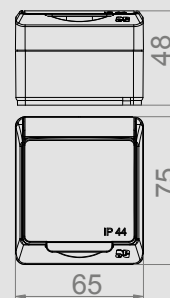
IP 44 ABS



HERMES IP 44 2P+Z SOCKET

Type	Color	Pack. pc.	Weight pc./kg	Index
GNT 2P+Z	Brown RAL 8028	12	1,085	0321-06

NORM: PN-IEC-60884-1:2006
Sockets: 16A/250V~ screw terminals
Protection Degree IP44
Dimension: 65 mm x 75 mm x 48mm



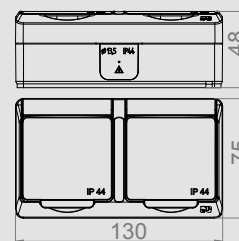
IP 44 ABS



HERMES IP 44 2X2P+Z SOCKET

Type	Color	Pack. pc.	Weight pc./kg	Index
GNT 2x2P+Z	Brown RAL 8028	12	2,24	0322-06

NORM: PN-IEC-60884-1:2006
Sockets: 16A/250V~ screw terminals
Protection Degree IP44
Dimension: 130 mm x 75 mm x 48mm



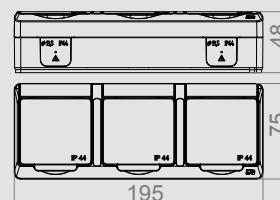
IP 44 ABS



HERMES IP 44 3X2P+Z SOCKET

Type	Color	Pack. pc.	Weight pc./kg	Index
GNT 3x2P+Z	Brown RAL 8028	4	1,14	0323-06

NORM: PN-IEC-60884-1:2006
Sockets: 16A/250V~ screw terminals
Protection Degree IP44
Dimension: 195 mm x 75 mm x 48mm



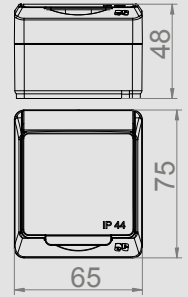
IP 44 ABS



HERMES IP 44 2P+Z SCHUKO SOCKET

Type	Color	Pack. pc.	Weight pc./kg	Index
GNT 2P+Z schuko	White RAL 9016+smoke	12	1,085	0324-01

NORM: PN-IEC-60884-1:2006
Sockets: 16A/250V~ screw terminals
Protection Degree IP44
Dimension: 65 mm x 75 mm x 48mm



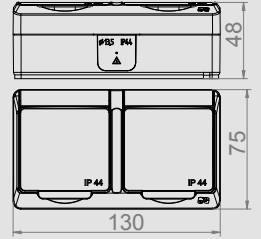
IP 44 ABS



HERMES IP 44 2X2P+Z SCHUKO SOCKET

Type	Color	Pack. pc.	Weight pc./kg	Index
GNT 2x2P+Z schuko	White RAL 9016+smoke	12	2,24	0325-01

NORM: PN-IEC-60884-1:2006
Sockets: 16A/250V~ screw terminals
Protection Degree IP44
Dimension: 130 mm x 75 mm x 48mm



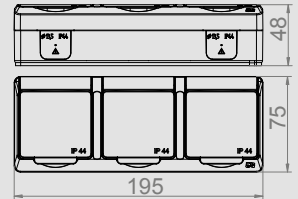
IP 44 ABS



HERMES IP 44 3X2P+Z SCHUKO SOCKET

Type	Color	Pack. pc.	Weight pc./kg	Index
GNT 3x2P+Z schuko	White RAL 9016+smoke	4	1,14	0326-01

NORM: PN-IEC-60884-1:2006
Sockets: 16A/250V~ screw terminals
Protection Degree IP44
Dimension: 195 mm x 75 mm x 48mm



IP 44 ABS

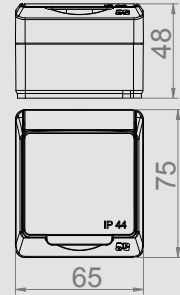


HERMES IP 44 2P+Z SCHUKO SOCKET



Type	Color	Pack. pc.	Weight pc./kg	Index
GNT 2P+Z schuko	White RAL 9016	12	1,085	0324-02

NORM: PN-IEC-60884-1:2006
Sockets: 16A/250V~ screw terminals
Protection Degree IP44
Dimension: 65 mm x 75 mm x 48mm



IP 44 ABS

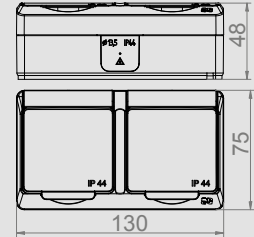


HERMES IP 44 2X2P+Z SCHUKO SOCKET



Type	Color	Pack. pc.	Weight pc./kg	Index
GNT 2x2P+Z schuko	White RAL 9016	12	2,24	0325-02

NORM: PN-IEC-60884-1:2006
Sockets: 16A/250V~ screw terminals
Protection Degree IP44
Dimension: 130mm x 75 mm x 48mm



IP 44 ABS

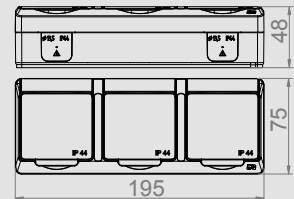


HERMES IP 44 3X2P+Z SCHUKO SOCKET



Type	Color	Pack. pc.	Weight pc./kg	Index
GNT 3x2P+Z schuko	White RAL 9016	4	1,14	0326-02

NORM: PN-IEC-60884-1:2006
Sockets: 16A/250V~ screw terminals
Protection Degree IP44
Dimension: 195 mm x 75 mm x 48mm



IP 44 **ABS**

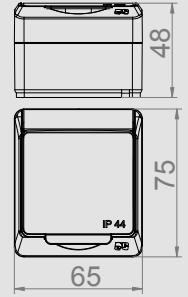


HERMES IP 44 2P+Z SCHUKO SOCKET



Type	Color	Pack. pc.	Weight pc./kg	Index
GNT 2P+Z schuko	Brown RAL 8028	12	1,085	0324-05

NORM: PN-IEC-60884-1:2006
Sockets: 16A/250V~ screw terminals
Protection Degree IP44
Dimension: 65 mm x 75 mm x 48mm



IP 44 **ABS**

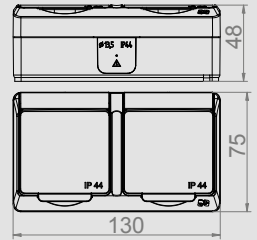


HERMES IP 44 2X2P+Z SCHUKO SOCKET



Type	Color	Pack. pc.	Weight pc./kg	Index
GNT 2x2P+Z schuko	Brown RAL 8028	12	2,24	0325-05

NORM: PN-IEC-60884-1:2006
Sockets: 16A/250V~ screw terminals
Protection Degree IP44
Dimension: 130 mm x 75 mm x 48mm



IP 44 **ABS**

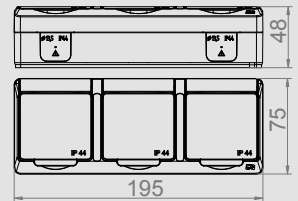


HERMES IP 44 3X2P+Z SCHUKO SOCKET



Type	Color	Pack. pc.	Weight pc./kg	Index
GNT 3x2P+Z schuko	Brown RAL 8028	4	1,14	0326-05

NORM: PN-IEC-60884-1:2006
Sockets: 16A/250V~ screw terminals
Protection Degree IP44
Dimension: 195 mm x 75 mm x 48mm



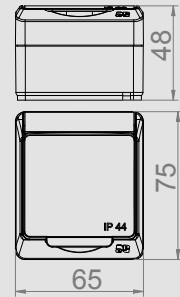
IP 44 ABS



HERMES IP 44 2P+Z SCHUKO SOCKET

Type	Color	Pack. pc.	Weight pc./kg	Index
GNT 2P+Z schuko	Brown RAL 8028	12	1,085	0324-06

NORM: PN-IEC-60884-1:2006
Sockets: 16A/250V~ screw terminals
Protection Degree IP44
Dimension: 65 mm x 75 mm x 48mm



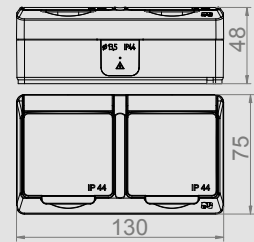
IP 44 ABS



HERMES IP 44 2X2P+Z SCHUKO SOCKET

Type	Color	Pack. pc.	Weight pc./kg	Index
GNT 2x2P+Z schuko	Brown RAL 8028	12	2,24	0325-06

NORM: PN-IEC-60884-1:2006
Sockets: 16A/250V~ screw terminals
Protection Degree IP44
Dimension: 130 mm x 75 mm x 48mm



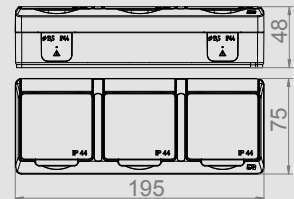
IP 44 ABS



HERMES IP 44 3X2P+Z SCHUKO SOCKET

Type	Color	Pack. pc.	Weight pc./kg	Index
GNT 3x2P+Z schuko	Brown RAL 8028	4	1,14	0326-06

NORM: PN-IEC-60884-1:2006
Sockets: 16A/250V~ screw terminals
Protection Degree IP44
Dimension: 195 mm x 75 mm x 48mm

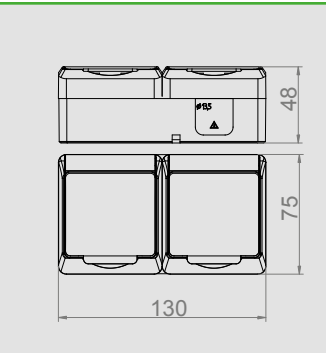




HERMES IP 44 2P+Z SOCKET + SINGLE POLE SWITCH

Type	Color	Pack. pc.	Weight pc./kg	Index
ŁNT-1+GNT 2P+Z	White RAL 9003 + smoke	12	1,085	0327-11

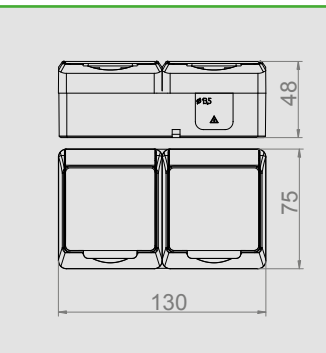
NORM: PN-EN-60669-1:2006, PN-IEC-60884-1:2006
Sockets: 16A/250V~ screw terminals
Protection Degree IP44
Dimension: 130 mm x 75 mm x 48mm



HERMES IP 44 2P+Z SOCKET + SINGLE POLE SWITCH

Type	Color	Pack. pc.	Weight pc./kg	Index
ŁNT-1+GNT 2P+Z	White RAL 9003	12	2,24	0327-12

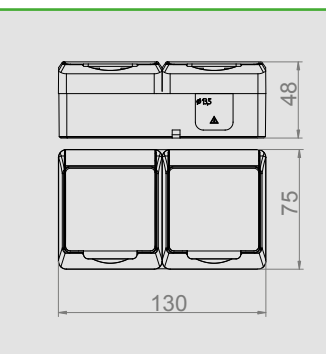
NORM: PN-EN-60669-1:2006, PN-IEC-60884-1:2006
Sockets: 16A/250V~ screw terminals
Protection Degree IP44
Dimension: 130 mm x 75 mm x 48mm



HERMES IP 44 2P+Z SOCKET + DOUBLE POLE SWITCH

Type	Color	Pack. pc.	Weight pc./kg	Index
ŁNT-5+GNT 2P+Z	White RAL 9003 + smoke	12	2,24	0327-13

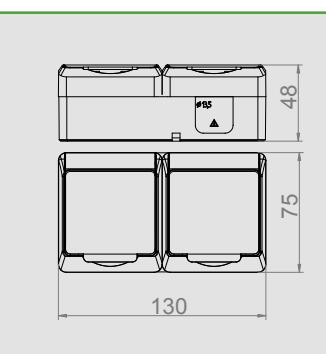
NORM: PN-EN-60669-1:2006, PN-IEC-60884-1:2006
Sockets: 16A/250V~ screw terminals
Protection Degree IP44
Dimension: 130 mm x 75 mm x 48mm



HERMES IP 44 2P+Z SOCKET + DOUBLE POLE SWITCH

Type	Color	Pack. pc.	Weight pc./kg	Index
ŁNT-5+GNT 2P+Z	White RAL 9003	12	2,24	0327-14

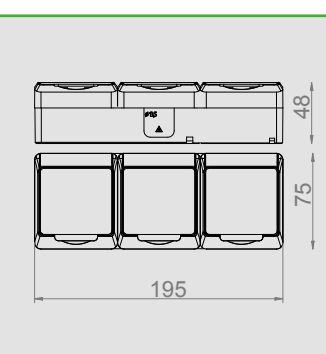
NORM: PN-EN-60669-1:2006, PN-IEC-60884-1:2006
Sockets: 16A/250V~ screw terminals
Protection Degree IP44
Dimension: 130 mm x 75 mm x 48mm




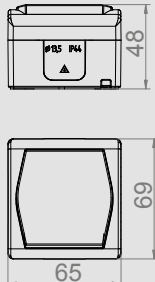

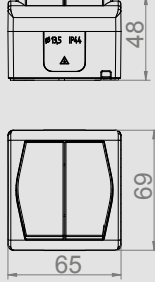

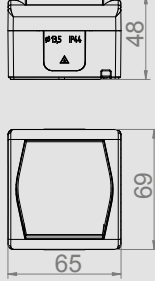

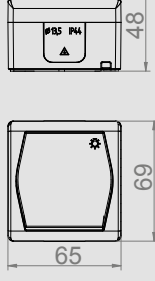

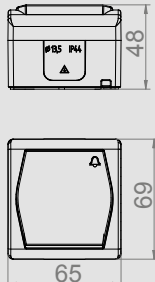

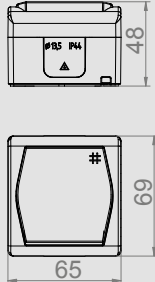
HERMES IP 44 2x2P+Z SOCKET + SINGLE POLE SWITCH

Type	Color	Pack. pc.	Weight pc./kg	Index
ŁNT-1+GNT 2x2P+Z	White RAL 9003 + smoke	4	1,14	0327-21

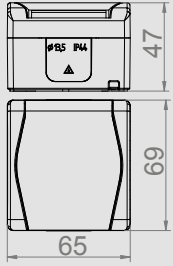
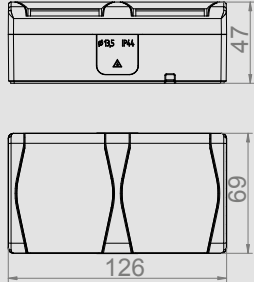
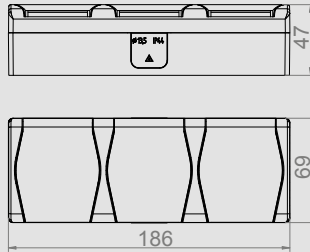
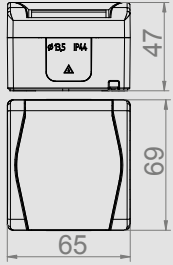
NORM: PN-EN-60669-1:2006, PN-IEC-60884-1:2006
Sockets: 16A/250V~ screw terminals
Protection Degree IP44
Dimension: 195 mm x 75 mm x 48mm



HERMES 2 HERMETIC SWITCHES

 <p>IP 44 ABS</p>	<p>HERMES 2 IP 44 SINGLE POLE SWITCH</p> <table border="1"> <thead> <tr> <th>Type</th> <th>Color</th> <th>Pack. pc.</th> <th>Weight pc./kg</th> <th>Index</th> </tr> </thead> <tbody> <tr> <td rowspan="4">ŁNT-1</td> <td>White RAL 9016</td> <td rowspan="4">12</td> <td rowspan="4">1,18</td> <td>1001-00</td> </tr> <tr> <td>White+smoke*</td> <td>1001-01</td> </tr> <tr> <td>Cream*</td> <td>1001-10</td> </tr> <tr> <td>Brown RAL 8028*</td> <td>1001-20</td> </tr> </tbody> </table> <p>NORM: PN-EN-60669-1:2006 Switches: 10AX/250V~ screw terminals Protection Degree IP44 Dimension: 65mm x 69mm x 48mm</p>	Type	Color	Pack. pc.	Weight pc./kg	Index	ŁNT-1	White RAL 9016	12	1,18	1001-00	White+smoke*	1001-01	Cream*	1001-10	Brown RAL 8028*	1001-20	
Type	Color	Pack. pc.	Weight pc./kg	Index														
ŁNT-1	White RAL 9016	12	1,18	1001-00														
	White+smoke*			1001-01														
	Cream*			1001-10														
	Brown RAL 8028*			1001-20														
 <p>IP 44 ABS</p>	<p>HERMES 2 IP 44 DOUBLE POLE SWITCH</p> <table border="1"> <thead> <tr> <th>Type</th> <th>Color</th> <th>Pack. pc.</th> <th>Weight pc./kg</th> <th>Index</th> </tr> </thead> <tbody> <tr> <td rowspan="4">ŁNT-5</td> <td>White RAL 9016</td> <td rowspan="4">12</td> <td rowspan="4">1,18</td> <td>1002-00</td> </tr> <tr> <td>White+smoke*</td> <td>1002-01</td> </tr> <tr> <td>Cream*</td> <td>1002-10</td> </tr> <tr> <td>Brown RAL 8028*</td> <td>1002-20</td> </tr> </tbody> </table> <p>NORM: PN-EN-60669-1:2006 Switches: 10AX/250V~ screw terminals Protection Degree IP44 Dimension: 65mm x 69mm x 48mm</p>	Type	Color	Pack. pc.	Weight pc./kg	Index	ŁNT-5	White RAL 9016	12	1,18	1002-00	White+smoke*	1002-01	Cream*	1002-10	Brown RAL 8028*	1002-20	
Type	Color	Pack. pc.	Weight pc./kg	Index														
ŁNT-5	White RAL 9016	12	1,18	1002-00														
	White+smoke*			1002-01														
	Cream*			1002-10														
	Brown RAL 8028*			1002-20														
 <p>IP 44 ABS</p>	<p>HERMES 2 IP 44 TWO WAY SWITCH</p> <table border="1"> <thead> <tr> <th>Type</th> <th>Color</th> <th>Pack. pc.</th> <th>Weight pc./kg</th> <th>Index</th> </tr> </thead> <tbody> <tr> <td rowspan="4">ŁNT-3</td> <td>White RAL 9016</td> <td rowspan="4">12</td> <td rowspan="4">1,18</td> <td>1003-00</td> </tr> <tr> <td>White+smoke*</td> <td>1003-01</td> </tr> <tr> <td>Cream*</td> <td>1003-10</td> </tr> <tr> <td>Brown RAL 8028*</td> <td>1003-20</td> </tr> </tbody> </table> <p>NORM: PN-EN-60669-1:2006 Switches: 10AX/250V~ screw terminals Protection Degree IP44 Dimension: 65mm x 69mm x 48mm</p>	Type	Color	Pack. pc.	Weight pc./kg	Index	ŁNT-3	White RAL 9016	12	1,18	1003-00	White+smoke*	1003-01	Cream*	1003-10	Brown RAL 8028*	1003-20	
Type	Color	Pack. pc.	Weight pc./kg	Index														
ŁNT-3	White RAL 9016	12	1,18	1003-00														
	White+smoke*			1003-01														
	Cream*			1003-10														
	Brown RAL 8028*			1003-20														
 <p>IP 44 ABS</p>	<p>HERMES 2 IP 44 PUSH „LIGHT” SWITCH</p> <table border="1"> <thead> <tr> <th>Type</th> <th>Color</th> <th>Pack. pc.</th> <th>Weight pc./kg</th> <th>Index</th> </tr> </thead> <tbody> <tr> <td rowspan="4">ŁNT-1S</td> <td>White RAL 9016</td> <td rowspan="4">12</td> <td rowspan="4">1,18</td> <td>1004-00</td> </tr> <tr> <td>White+smoke*</td> <td>1004-01</td> </tr> <tr> <td>Cream*</td> <td>1004-10</td> </tr> <tr> <td>Brown RAL 8028*</td> <td>1004-20</td> </tr> </tbody> </table> <p>NORM: PN-EN-60669-1:2006 Switches: 10AX/250V~ screw terminals Protection Degree IP44 Dimension: 65mm x 69mm x 48mm</p>	Type	Color	Pack. pc.	Weight pc./kg	Index	ŁNT-1S	White RAL 9016	12	1,18	1004-00	White+smoke*	1004-01	Cream*	1004-10	Brown RAL 8028*	1004-20	
Type	Color	Pack. pc.	Weight pc./kg	Index														
ŁNT-1S	White RAL 9016	12	1,18	1004-00														
	White+smoke*			1004-01														
	Cream*			1004-10														
	Brown RAL 8028*			1004-20														
 <p>IP 44 ABS</p>	<p>HERMES 2 IP 44 PUSH „BELL” SWITCH</p> <table border="1"> <thead> <tr> <th>Type</th> <th>Color</th> <th>Pack. pc.</th> <th>Weight pc./kg</th> <th>Index</th> </tr> </thead> <tbody> <tr> <td rowspan="4">ŁNT-1D</td> <td>White RAL 9016</td> <td rowspan="4">12</td> <td rowspan="4">1,18</td> <td>1005-00</td> </tr> <tr> <td>White+smoke*</td> <td>1005-01</td> </tr> <tr> <td>Cream*</td> <td>1005-10</td> </tr> <tr> <td>Brown RAL 8028*</td> <td>1005-20</td> </tr> </tbody> </table> <p>NORM: PN-EN-60669-1:2006 Switches: 10AX/250V~ screw terminals Protection Degree IP44 Dimension: 65mm x 69mm x 48mm</p>	Type	Color	Pack. pc.	Weight pc./kg	Index	ŁNT-1D	White RAL 9016	12	1,18	1005-00	White+smoke*	1005-01	Cream*	1005-10	Brown RAL 8028*	1005-20	
Type	Color	Pack. pc.	Weight pc./kg	Index														
ŁNT-1D	White RAL 9016	12	1,18	1005-00														
	White+smoke*			1005-01														
	Cream*			1005-10														
	Brown RAL 8028*			1005-20														
 <p>IP 44 ABS</p>	<p>HERMES 2 IP 44 CROSSED SWITCH</p> <table border="1"> <thead> <tr> <th>Type</th> <th>Color</th> <th>Pack. pc.</th> <th>Weight pc./kg</th> <th>Index</th> </tr> </thead> <tbody> <tr> <td rowspan="4">ŁNT-7</td> <td>White RAL 9016</td> <td rowspan="4">12</td> <td rowspan="4">1,085</td> <td>1006-00</td> </tr> <tr> <td>White+smoke*</td> <td>1006-01</td> </tr> <tr> <td>Cream*</td> <td>1006-10</td> </tr> <tr> <td>Brown RAL 8028*</td> <td>1006-20</td> </tr> </tbody> </table> <p>NORM: PN-EN-60669-1:2006 Switches: 10AX/250V~ screw terminals Protection Degree IP44 Dimension: 65mm x 69mm x 48mm</p>	Type	Color	Pack. pc.	Weight pc./kg	Index	ŁNT-7	White RAL 9016	12	1,085	1006-00	White+smoke*	1006-01	Cream*	1006-10	Brown RAL 8028*	1006-20	
Type	Color	Pack. pc.	Weight pc./kg	Index														
ŁNT-7	White RAL 9016	12	1,085	1006-00														
	White+smoke*			1006-01														
	Cream*			1006-10														
	Brown RAL 8028*			1006-20														

*on individual customer's order, extended waiting period

<p>IP 44 ABS</p> 	<p>HERMES 2 IP 44 2P+Z SOCKET</p> <table border="1"> <thead> <tr> <th>Type</th> <th>Color</th> <th>Pack. pc.</th> <th>Weight pc./kg</th> <th>Index</th> </tr> </thead> <tbody> <tr> <td rowspan="4">GNT 2P+Z</td> <td>White RAL 9016</td> <td rowspan="4">12</td> <td rowspan="4">1,18</td> <td>1021-00</td> </tr> <tr> <td>Cream*</td> <td>1021-10</td> </tr> <tr> <td>Cream+smoke*</td> <td>1021-11</td> </tr> <tr> <td>Brown RAL 8028*</td> <td>1021-20</td> </tr> </tbody> </table> <p>NORM: PN-IEC-60884-1:2006 Sockets: 16A/250V~ screw terminals Protection Degree IP44 Dimension: 65mm x 69mm x 48mm</p>	Type	Color	Pack. pc.	Weight pc./kg	Index	GNT 2P+Z	White RAL 9016	12	1,18	1021-00	Cream*	1021-10	Cream+smoke*	1021-11	Brown RAL 8028*	1021-20	
Type	Color	Pack. pc.	Weight pc./kg	Index														
GNT 2P+Z	White RAL 9016	12	1,18	1021-00														
	Cream*			1021-10														
	Cream+smoke*			1021-11														
	Brown RAL 8028*			1021-20														
<p>IP 44 ABS</p> 	<p>HERMES 2 IP 44 SOCKET 2X2P+Z SOCKET</p> <table border="1"> <thead> <tr> <th>Type</th> <th>Color</th> <th>Pack. pc.</th> <th>Weight pc./kg</th> <th>Index</th> </tr> </thead> <tbody> <tr> <td rowspan="4">GNT 2x2P+Z</td> <td>White RAL 9016</td> <td rowspan="4">12</td> <td rowspan="4">1,36</td> <td>1022-00</td> </tr> <tr> <td>Cream*</td> <td>1022-10</td> </tr> <tr> <td>Cream+smoke*</td> <td>1022-11</td> </tr> <tr> <td>Brown RAL 8028*</td> <td>1022-20</td> </tr> </tbody> </table> <p>NORM: PN-IEC-60884-1:2006 Sockets: 16A/250V~ screw terminals Protection Degree IP44 Dimension: 126 mm x 69 mm x 47mm</p>	Type	Color	Pack. pc.	Weight pc./kg	Index	GNT 2x2P+Z	White RAL 9016	12	1,36	1022-00	Cream*	1022-10	Cream+smoke*	1022-11	Brown RAL 8028*	1022-20	
Type	Color	Pack. pc.	Weight pc./kg	Index														
GNT 2x2P+Z	White RAL 9016	12	1,36	1022-00														
	Cream*			1022-10														
	Cream+smoke*			1022-11														
	Brown RAL 8028*			1022-20														
<p>IP 44 ABS</p> 	<p>HERMES 2 IP 44 SOCKET 3X2P+Z SOCKET</p> <table border="1"> <thead> <tr> <th>Type</th> <th>Color</th> <th>Pack. pc.</th> <th>Weight pc./kg</th> <th>Index</th> </tr> </thead> <tbody> <tr> <td rowspan="4">GNT 3x2P+Z</td> <td>White RAL 9016</td> <td rowspan="4">4</td> <td rowspan="4">1,00</td> <td>1023-00</td> </tr> <tr> <td>Cream*</td> <td>1023-10</td> </tr> <tr> <td>Cream+smoke*</td> <td>1023-11</td> </tr> <tr> <td>Brown RAL 8028*</td> <td>1023-20</td> </tr> </tbody> </table> <p>NORM: PN-IEC-60884-1:2006 Sockets: 16A/250V~ screw terminals Protection Degree IP44 Dimension: 186 mm x 69 mm x 47mm</p>	Type	Color	Pack. pc.	Weight pc./kg	Index	GNT 3x2P+Z	White RAL 9016	4	1,00	1023-00	Cream*	1023-10	Cream+smoke*	1023-11	Brown RAL 8028*	1023-20	
Type	Color	Pack. pc.	Weight pc./kg	Index														
GNT 3x2P+Z	White RAL 9016	4	1,00	1023-00														
	Cream*			1023-10														
	Cream+smoke*			1023-11														
	Brown RAL 8028*			1023-20														
<p>IP 44 ABS</p> 	<p>HERMES 2 IP 44 2P+Z SOCKET</p> <table border="1"> <thead> <tr> <th>Type</th> <th>Color</th> <th>Pack. pc.</th> <th>Weight pc./kg</th> <th>Index</th> </tr> </thead> <tbody> <tr> <td>GNT 2P+Z</td> <td>White RAL 9016</td> <td>12</td> <td>1,18</td> <td>1021-01</td> </tr> </tbody> </table> <p>NORM: PN-IEC-60884-1:2006 Sockets: 16A/250V~ screw terminals Protection Degree IP44 Dimension: 65mm x 69mm x 48mm</p>	Type	Color	Pack. pc.	Weight pc./kg	Index	GNT 2P+Z	White RAL 9016	12	1,18	1021-01							
Type	Color	Pack. pc.	Weight pc./kg	Index														
GNT 2P+Z	White RAL 9016	12	1,18	1021-01														
<p>IP 44 ABS</p> 	<p>HERMES 2 IP 44 2X2P+Z SOCKET</p> <table border="1"> <thead> <tr> <th>Type</th> <th>Color</th> <th>Pack. pc.</th> <th>Weight pc./kg</th> <th>Index</th> </tr> </thead> <tbody> <tr> <td>GNT 2x2P+Z</td> <td>White RAL 9016</td> <td>12</td> <td>1,36</td> <td>1022-01</td> </tr> </tbody> </table> <p>NORM: PN-IEC-60884-1:2006 Sockets: 16A/250V~ screw terminals Protection Degree IP44 Dimension: 126 mm x 69 mm x 47mm</p>	Type	Color	Pack. pc.	Weight pc./kg	Index	GNT 2x2P+Z	White RAL 9016	12	1,36	1022-01							
Type	Color	Pack. pc.	Weight pc./kg	Index														
GNT 2x2P+Z	White RAL 9016	12	1,36	1022-01														
<p>IP 44 ABS</p> 	<p>HERMES 2 IP 44 3X2P+Z SOCKET</p> <table border="1"> <thead> <tr> <th>Type</th> <th>Color</th> <th>Pack. pc.</th> <th>Weight pc./kg</th> <th>Index</th> </tr> </thead> <tbody> <tr> <td>GNT 3x2P+Z</td> <td>White RAL 9016</td> <td>12</td> <td>1,00</td> <td>1023-01</td> </tr> </tbody> </table> <p>NORM: PN-IEC-60884-1:2006 Sockets: 16A/250V~ screw terminals Protection Degree IP44 Dimension: 186 mm x 69 mm x 47mm</p>	Type	Color	Pack. pc.	Weight pc./kg	Index	GNT 3x2P+Z	White RAL 9016	12	1,00	1023-01							
Type	Color	Pack. pc.	Weight pc./kg	Index														
GNT 3x2P+Z	White RAL 9016	12	1,00	1023-01														

*on individual customer's order, extended waiting period

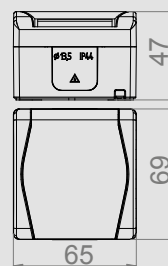
HERMES 2 HERMETIC SOCKETS



HERMES 2 IP 44 2P+Z SCHUKO SOCKET

Type	Color	Pack. pc.	Weight pc./kg	Index
GNT 2P+Z	White RAL 9016	12	1,18	1024-00
	Cream*			1024-10
	Cream+smoke*			1024-11
	Brown RAL 8028*			1024-20

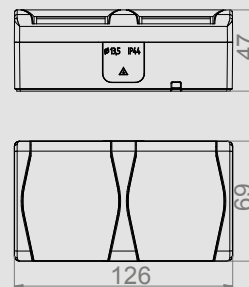
NORM: PN-IEC-60884-1:2006
Sockets: 16A/250V~ screw terminals
Protection Degree IP44
Dimension: 65 mm x 69 mm x 47mm



HERMES 2 IP 44 2X2P+Z SCHUKO SOCKET

Type	Color	Pack. pc.	Weight pc./kg	Index
GNT 2x2P+Z schuko	White RAL 9016	4	1,36	1025-00
	Cream*			1025-10
	Cream+smoke*			1025-11
	Brown RAL 8028*			1025-20

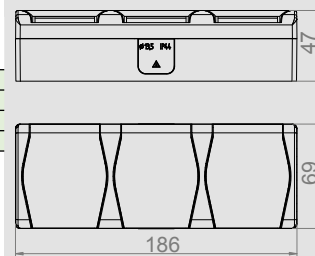
NORM: PN-IEC-60884-1:2006
Sockets: 16A/250V~ screw terminals
Protection Degree IP44
Dimension: 126 mm x 69 mm x 47mm



HERMES 2 IP 44 3X2P+Z SCHUKO SOCKET

Type	Color	Pack. pc.	Weight pc./kg	Index
GNT 3x2P+Z schuko	White RAL 9016	4	1,00	1026-00
	Cream*			1026-10
	Cream+smoke*			1026-11
	Brown RAL 8028*			1026-20

NORM: PN-IEC-60884-1:2006
Sockets: 16A/250V~ screw terminals
Protection Degree IP44
Dimension: 186 mm x 69 mm x 47mm



HERMES 2 IP 44 2P+Z SCHUKO SOCKET

Type	Color	Pack. pc.	Weight pc./kg	Index
GNT 2P+Z schuko	White RAL 9016	12	1,18	1024-01

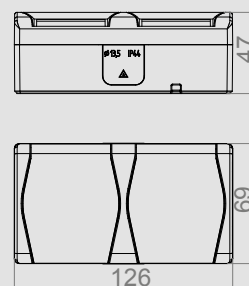
NORM: PN-IEC-60884-1:2006
Sockets: 16A/250V~ screw terminals
Protection Degree IP44
Dimension: 65mm x 69mm x 48mm



HERMES 2 IP 44 2X2P+Z SCHUKO SOCKET

Type	Color	Pack. pc.	Weight pc./kg	Index
GNT 2x2P+Z schuko	White RAL 9016	12	1,36	1025-01

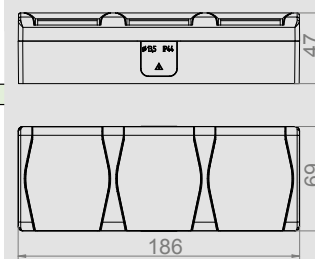
NORM: PN-IEC-60884-1:2006
Sockets: 16A/250V~ screw terminals
Protection Degree IP44
Dimension: 126 mm x 69 mm x 47mm



HERMES 2 IP 44 3X2P+Z SCHUKO SOCKET

Type	Color	Pack. pc.	Weight pc./kg	Index
GNT 3x2P+Z schuko	White RAL 9016	12	1,00	1026-01

NORM: PN-IEC-60884-1:2006
Sockets: 16A/250V~ screw terminals
Protection Degree IP44
Dimension: 186 mm x 69 mm x 47mm



*on individual customer's order, extended waiting period

NEW



Surface-mounted series
BERG®



Advantages:

- small size
- high quality plastic > PA <
- screw mechanisms
- 16A sockets
- 10A circuit breakers
- the ability to insert cables from both the bottom and the side
- optional shields of current paths in sockets
- compact design
- extraordinary space for connecting wires
- a minimalist design that fits any interior
- ideal for the modernization of an existing installation

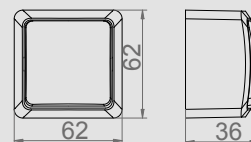
IP 20 PA



BERG SINGLE POLE SWITCH

Type	Color	Pack. pc.	Weight pc./kg	Index
ŁNT-1	White RAL 9003	10	1,085	3710-00

NORM: PN-EN-60669-1:2006
Switches: 10AX/250V~ screw terminals
Protection Degree IP20
Dimension: 62 x 62 x 36mm



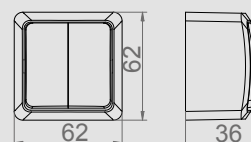
IP 20 PA



BERG DOUBLE POLE SWITCH

Type	Color	Pack. pc.	Weight pc./kg	Index
ŁNT-5	White RAL 9003	10	1,085	3711-00

NORM: PN-EN-60669-1:2006
Switches: 10AX/250V~ screw terminals
Protection Degree IP20
Dimension: 62 x 62 x 36mm



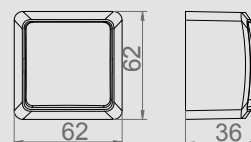
IP 20 PA



BERG TWO WAY SWITCH

Type	Color	Pack. pc.	Weight pc./kg	Index
ŁNT-3	White RAL 9003	10	1,085	3712-00

NORM: PN-EN-60669-1:2006
Switches: 10AX/250V~ screw terminals
Protection Degree IP20
Dimension: 62 x 62 x 36mm



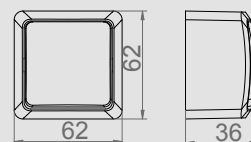
IP 20 PA



BERG PUSH „LIGHT” SWITCH

Type	Color	Pack. pc.	Weight pc./kg	Index
ŁNT-1	White RAL 9003	10	1,085	3713-00

NORM: PN-EN-60669-1:2006
Switches: 10AX/250V~ screw terminals
Protection Degree IP20
Dimension: 62 x 62 x 36mm



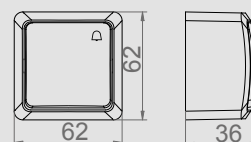
IP 20 PA



BERG PUSH „BELL” SWITCH

Type	Color	Pack. pc.	Weight pc./kg	Index
ŁNT-1	White RAL 9003	10	1,085	3714-00

NORM: PN-EN-60669-1:2006
Switches: 10AX/250V~ screw terminals
Protection Degree IP20
Dimension: 62 x 62 x 36mm



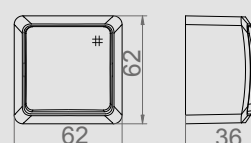
IP 20 PA



BERG CROSSED SWITCH

Type	Color	Pack. pc.	Weight pc./kg	Index
ŁNT-1	White RAL 9003	10	1,085	3715-00

Istnieje możliwość zamówienia w wersji z keyem.
NORM: PN-EN-60669-1:2006
Switches: 10AX/250V~ screw terminals
Protection Degree IP20
Dimension: 62 x 62 x 36mm



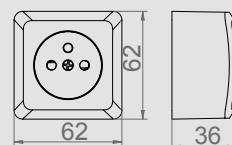
IP 20 PA



BERG 2P+Z SOCKET

Type	Color	Pack. pc.	Weight pc./kg	Index
GNT 2P+Z	White RAL 9003	10	1,085	3733-00

NORM: PN-EN-60669-1:2006
Switches: 16A/250V~ screw terminals
Protection Degree IP20
Dimension: 62 x 62 x 36mm



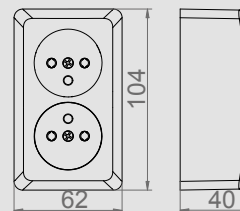
IP 20 PA



BERG 2X2P+Z SOCKET

Type	Color	Pack. pc.	Weight pc./kg	Index
GNT 2x2P+Z	White RAL 9003	10	2,24	3743-00

NORM: PN-EN-60669-1:2006
Switches: 16A/250V~ screw terminals
Protection Degree IP20
Dimension: 62 x 104 x 40mm



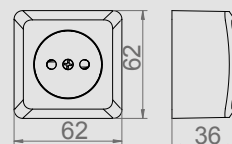
IP 20 PA



BERG 2P SOCKET

Type	Color	Pack. pc.	Weight pc./kg	Index
GNT 2P	White RAL 9003	10	2,24	3740-00

NORM: PN-EN-60669-1:2006
Switches: 16A/250V~ screw terminals
Protection Degree IP20
Dimension: 62 x 62 x 36mm



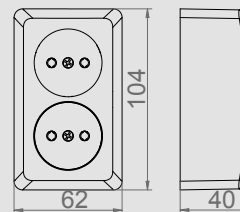
IP 20 PA



BERG 2X2P SOCKET

Type	Color	Pack. pc.	Weight pc./kg	Index
GNT 2x2P	White RAL 9003	10	2,24	3744-00

NORM: PN-EN-60669-1:2006
Switches: 16A/250V~ screw terminals
Protection Degree IP20
Dimension: 62 x 104 x 40mm



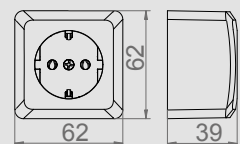
IP 20 PA



BERG 2P+Z SCHUKO SOCKET

Type	Color	Pack. pc.	Weight pc./kg	Index
GNT 2P+Z	White RAL 9003	10	1,085	3737-00

NORM: PN-EN-60669-1:2006
Switches: 16A/250V~ screw terminals
Protection Degree IP20
Dimension: 62 x 62 x 39mm



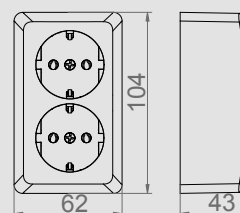
IP 20 PA



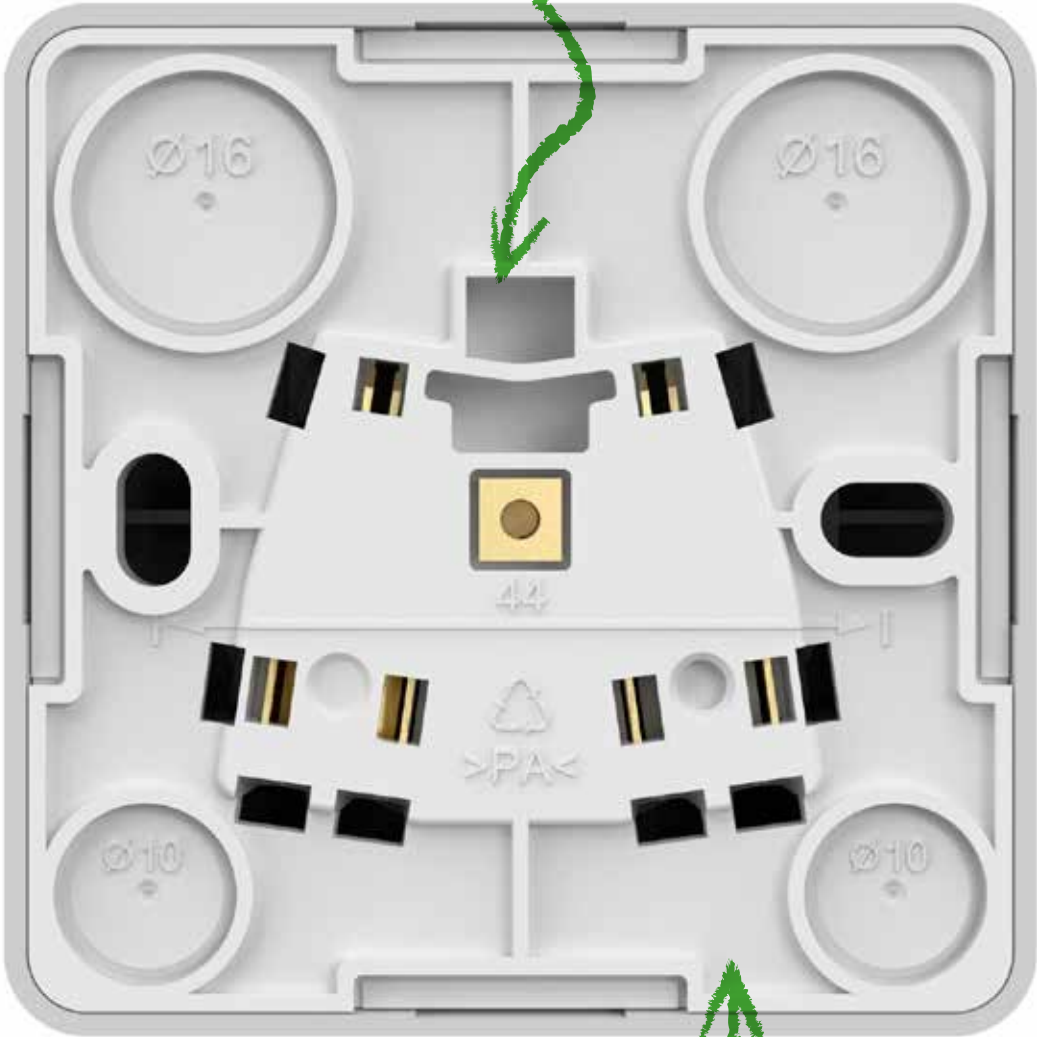
BERG 2X2P+Z SCHUKO SOCKET

Type	Color	Pack. pc.	Weight pc./kg	Index
GNT 2x2P+Z	White RAL 9003	10	2,24	3738-00

NORM: PN-EN-60669-1:2006
Switches: 16A/250V~ screw terminals
Protection Degree IP20
Dimension: 62 x 104 x 43mm



screw mechanisms



weakening at the bottom for cable entry



switches 10A / 250V
sockets 16A / 250V







ELEKTRO-PLAST

NASIELSK

SWITCHES AND SOCKETS


FLUSH MOUNTED

- ASTORIA
- SENTIA
- VOLANTE
- LORENTE
- CARLA




AVAILABLE COLOURS SWITCHES AND SOCKETS FLUSH MOUNTED


ASTORIA




white



silver



black metallized




gray (frames)

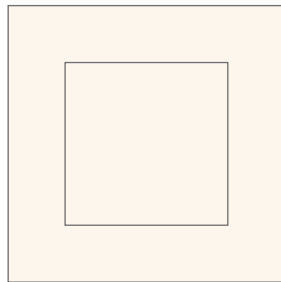


anthracite (frames)

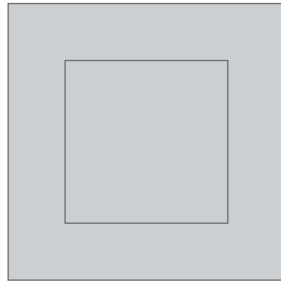
SENTIA




white



cream



silver (acrylic)




black metallized

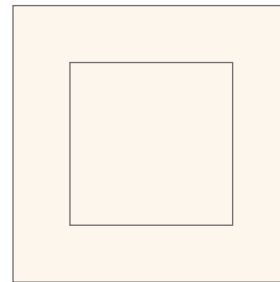


wenge (frames)

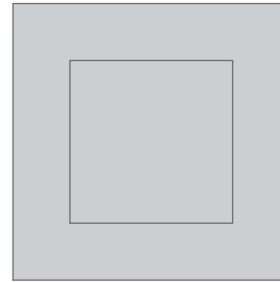
VOLANTE




white



cream




silver




graphite


LORENTE



white




silver

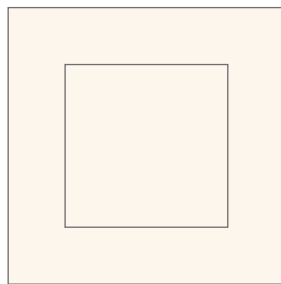


graphite


CARLA




white



cream



silver



graphite




wenge (frames)

ASTORIA®



GWARANCJA
JAKOŚCI
I CENY



white



silver



black


New light into your residence

New frame serie

This serie is frame system, reliability, functionality and easy to assembly

Serie Astoria available colors:


- white
- silver
- black metallized
- anthracite (frames)
- jasny gray (frames)



ASTORIA SWITCH FLUSH MOUNTED 1-POLE

Type	Color	Pack. pc.	Weight kg/pack kit.	Index
1PT 1 pole	White	10	1,0	3210-00
	Silver			3210-06
	Black metallized			3210-09


NORM: PN-EN-60669-1:2006
 Switching on one light source or one group of light sources.
 Switches: 10A/250V~self-terminals
 Degree of protection IP20
 External dimensions with frame: 85 mm x 85 mm



ASTORIA SWITCH FLUSH MOUNTED 1-POLE WITH BACKLIGHT

Type	Color	Pack. pc.	Weight kg/pack kit.	Index
1PT 1-pole with backlight	White	10	1,0	3223-00
	Silver			3223-06
	Black metallized			3223-09


NORM: PN-EN-60669-1:2006
 Switching on one light source or one group of light sources.
 Switches: 10A/250V~self-terminals
 Degree of protection IP20
 External dimensions with frame: 85 mm x 85 mm



ASTORIA SWITCH FLUSH MOUNTED CANDLESTICK

Type	Color	Pack. pc.	Weight kg/pack kit.	Index
1PT candlestick	White	10	1,0	3211-00
	Silver			3211-06
	Black metallized			3211-09


NORM: PN-EN-60669-1:2006
 Switches: 10A/250V~self-terminals
 Degree of protection IP20
 External dimensions with frame: 85 mm x 85 mm



ASTORIA SWITCH FLUSH MOUNTED CANDLESTICK WITH BACKLIGHT

Type	Color	Pack. pc.	Weight kg/pack kit.	Index
1PT candlestick with backlight	White	10	1,0	3224-00
	Silver			3224-06
	Black metallized			3224-09


NORM: PN-EN-60669-1:2006
 Switches: 10A/250V~self-terminals
 Degree of protection IP20
 External dimensions with frame: 85 mm x 85 mm



ASTORIA SWITCH FLUSH MOUNTED TWO WAY

Type	Color	Pack. pc.	Weight kg/pack kit.	Index
1PT two way	White	10	1,0	3212-00
	Silver			3212-06
	Black metallized			3212-09


NORM: PN-EN-60669-1:2006
 Switching on one light source or one group of light sources.
 Switches: 10A/250V~self-terminals
 Degree of protection IP20
 External dimensions with frame: 85 mm x 85 mm



ASTORIA SWITCH FLUSH MOUNTED TWO WAY WITH BACKLIGHT

Type	Color	Pack. pc.	Weight kg/pack kit.	Index
ŁPT two way with backlight	White	10	1,0	3225-00
	Silver			3225-06
	Black metallized			3225-09


NORM: PN-EN-60669-1:2006
 Switching on one light source or one group of light sources.
 Switches: 10A/250V~self-terminals
 Degree of protection IP20
 External dimensions with frame: 85 mm x 85 mm



ASTORIA SWITCH FLUSH MOUNTED DOUBLE TWO WAY

Type	Color	Pack. pc.	Weight kg/pack kit.	Index
ŁPT 2x two way	White	10	0,6	3218-00
	Silver			3218-06
	Black metallized			3218-09


NORM: PN-EN-60669-1:2006
 Switching on one light source or one group of light sources.
 Switches: 10A/250V~self-terminals
 Degree of protection IP20
 External dimensions with frame: 85 mm x 85 mm



ASTORIA SWITCH FLUSH MOUNTED PUSH „LIGHT”

Type	Color	Pack. pc.	Weight kg/pack kit.	Index
ŁPT push „light”	White	10	0,6	3213-00
	Silver			3213-06
	Black metallized			3213-09


NORM: PN-EN-60669-1:2006
 Switching on one light source or one group of light sources.
 Switches: 10A/250V~self-terminals
 Degree of protection IP20
 External dimensions with frame: 85 mm x 85 mm



ASTORIA SWITCH FLUSH MOUNTED BLIND

Type	Color	Pack. pc.	Weight kg/pack kit.	Index
ŁPT blind	White	6	0,6	3216-00
	Silver			3216-06
	Black metallized			3216-09


NORM: PN-EN-60669-1:2006
 Switching on one light source or one group of light sources.
 Switches: 10A/250V~self-terminals
 Degree of protection IP20
 External dimensions with frame: 85 mm x 85 mm



ASTORIA SWITCH FLUSH MOUNTED PUSH „BELL”

Type	Color	Pack. pc.	Weight kg/pack kit.	Index
ŁPT push „bell”	White	6	0,6	3214-00
	Silver			3214-06
	Black metallized			3214-09

NORM: PN-EN-60669-1:2006
 Switching on one light source or one group of light sources.
 Switches: 10A/250V~self-terminals
 Degree of protection IP20
 External dimensions with frame: 85 mm x 85 mm



ASTORIA SWITCH FLUSH MOUNTED CROSSED

Type	Color	Pack. pc.	Weight kg/pack kit.	Index
ŁPT crossed	White	6	0,6	3215-00
	Silver			3215-06
	Black metallized			3215-09

NORM: PN-EN-60669-1:2006
 Switching on one light source or one group of light sources.
 Switches: 10A/250V~self-terminals
 Degree of protection IP20
 External dimensions with frame: 85 mm x 85 mm

LED



ASTORIA DIMMER FOR LED SOURCES

Type	Color	Pack. pc.	Weight kg/pack kit.	Index
SPT Dimmer for LED sources	White	6	0,6	3207-00
	Silver			3207-06
	Black metallized			3207-09

Controlling the brightness of the stream of connected LED sources
 NORM: PN-EN-60669-1:2006
 Switching on one light source or one group of light sources.
 Switches: 10A/250V~self-terminals
 Degree of protection IP20. External dimensions with frame: 85 mm x 85 mm



ASTORIA MASK

Type	Color	Pack. pc.	Weight kg/pack kit.	Index
Mask	White	6	0,57	3270-10
	Silver			3270-16
	Black metallized			3270-19

NORM: PN-EN-60669-1:2006
 Degree of protection IP20
 External dimensions with frame: 85 mm x 85 mm



ASTORIA SOCKET WITH GROUNDING

Type	Color	Pack. pc.	Weight kg/pack kit.	Index
GPT 2P+Z	White	10	1,2	3234-10
	Silver			3234-16
	Black metallized			3234-19

NORM: PN-EN-60669-1:2006
Sockets: 16A/230V~ screw terminals
Degree of protection IP20
External dimensions with frame: 85 mm x 85 mm



ASTORIA SOCKET MODULAR

Type	Color	Pack. pc.	Weight kg/pack kit.	Index
GPT 2x2P	White	10	1,3	3243-10
	Silver			3243-16
	Black metallized			3243-19

NORM: PN-EN-60669-1:2006
Socket modular for multiple frame.
Degree of protection IP20
External dimensions with frame: 85 mm x 85 mm



ASTORIA SOCKET DOUBLE WITH GROUNDING

Type	Color	Pack. pc.	Weight kg/pack kit.	Index
GPT 2x2P+Z	White	10	1,3	3235-00
	Silver			3235-06
	Black metallized			3235-09

NORM: PN-EN-60669-1:2006
Sockets: 16A/230V~ screw terminals
Degree of protection IP20
External dimensions with frame: 85 mm x 113 mm



ASTORIA SOCKET WITH GROUNDING IP 44

Type	Color	Pack. pc.	Weight kg/pack kit.	Index
GPT 2P+Z IP 44	White	10	1,3	3236-10
	Silver			3236-16
	Black metallized			3236-19

NORM: PN-IEC 60884-2-2:2012
Sockets: 16A/230V~ screw terminals
Degree of protection IP44
External dimensions with frame: 85 mm x 85 mm



ASTORIA SOCKET COMPUTER

Type	Color	Pack.	Weight	Index
		pc.	kg/pack kit.	
GPT RJ 45 5 KAT	White	6	0,6	3248-10
	Silver			3248-16
	Black metallized			3248-19

NORM: PN-IEC 60884-2-2:2012
Sockets: RJ45 5KAT
Degree of protection IP20
External dimensions with frame: 85 mm x 85 mm



ASTORIA SOCKET DOUBLE COMPUTER

Type	Color	Pack.	Weight	Index
		pc.	kg/pack kit.	
GPT 2x RJ 45 5 KAT	White	6	0,6	3249-10
	Silver			3249-16
	Black metallized			3249-19

NORM: PN-IEC 60884-2-2:2012
Sockets: RJ45 5KAT
Degree of protection IP20
External dimensions with frame: 85 mm x 85 mm



ASTORIA SOCKET R-TV -2XSAT TERMINAL

Type	Color	Pack.	Weight	Index
		pc.	kg/pack kit.	
GPT RTV - 2xSAT	White	6	0,6	3260-10
	Silver			3260-16
	Black metallized			3260-19

NORM: PN-EN-50083-1:2002
Sockets: R-TV-SAT
Degree of protection IP20
External dimensions with frame: 85 mm x 85 mm



ASTORIA SOCKET R-TV-SAT TERMINAL

Type	Color	Pack.	Weight	Index
		pc.	kg/pack kit.	
GPT R-TV-SAT terminal	White	6	0,6	3253-10
	Silver			3253-16
	Black metallized			3253-19

NORM: PN-EN-50083-1:2002
Sockets: R-TV-SAT
Degree of protection IP20
External dimensions with frame: 85 mm x 85 mm



ASTORIA SOCKET TV F-F

Type	Color	Pack.	Weight	Index
		pc.	kg/pack kit.	
GN TV F-F	White	6	0,6	3286-10
	Silver			3286-16
	Black metallized			3286-19

NORM: PN-EN-50083-1:2002
Sockets: F-F
Degree of protection IP20
External dimensions with frame: 85 mm x 85 mm



ASTORIA SOCKET DOUBLE TV F-F

Type	Color	Pack. pc.	Weight kg/pack kit.	Index
GN TV 2x F-F	White	6	0,6	3287-10
	Silver			3287-16
	Black metallized			3287-19

NORM: PN-EN-50083-1:2002
Sockets: F-F
Degree of protection IP20
External dimensions with frame: 85 mm x 85 mm



ASTORIA SOCKET SPEAKER

Type	Color	Pack. pc.	Weight kg/pack kit.	Index
GPT speaker	White	6	0,6	3257-10
	Silver			3257-16
	Black metallized			3257-19

NORM: PN-EN-50083-1:2002
Sockets: speaker
Degree of protection IP20
External dimensions with frame: 85 mm x 85 mm



ASTORIA SOCKET DOUBLE SPEAKER

Type	Color	Pack. pc.	Weight kg/pack kit.	Index
GPT 2x speaker	White	6	0,6	3258-10
	Silver			3258-16
	Black metallized			3258-19

NORM: PN-EN-50083-1:2002
Sockets: speaker
Degree of protection IP20
External dimensions with frame: 85 mm x 85 mm



ASTORIA GPT 2P+Z 2XUSB Z/R

Type	Color	Pack. pc.	Weight kg/pack kit.	Index
GPT 2P+Z 2xUSB	White	6	0,6	3288-00
	Silver			3288-06
	Black metallized			3288-09

NORM: PN-IEC 60884-2-2:2012
Sockets: GPT 2P+Z 2xUSB
Sockets: 16A/230V~ screw terminals
Degree of protection IP20
Socket USB power supply for charging mobile devices smartphone, tablet etc.
External dimensions with frame: 85 mm x 85 mm



ASTORIA UNIVERSAL FRAME SINGLE

Type	Color	Pack. pc.	Weight kg/100 pc.	Index
R1	White	50	0,6	3271-00
	Silver			3271-06
	Black metallized			3271-09
	Grey			3271-02
	Anthracite			3271-03

External dimension: 85x85



ASTORIA UNIVERSAL FRAME DOUBLE

Type	Color	Pack. pc.	Weight kg/100 pc.	Index
R2	White	50	0,6	3272-00
	Silver			3272-06
	Black metallized			3272-09
	Grey			3272-02
	Anthracite			3272-03

External dimension: 85x156



ASTORIA UNIVERSAL FRAME TRIPLE

Type	Color	Pack. pc.	Weight kg/100 pc.	Index
R3	White	50	0,6	3273-00
	Silver			3273-06
	Black metallized			3273-09
	Grey			3273-02
	Anthracite			3273-03

External dimension: 85x227



ASTORIA UNIVERSAL FRAME FOURFOLD

Type	Color	Pack. pc.	Weight kg/100 pc.	Index
R4	White	50	0,6	3274-00
	Silver			3274-06
	Black metallized			3274-09
	Grey			3274-02
	Anthracite			3274-03

External dimension: 85x299

NEW



silver



black metallized



grey



anthracite

*ATTENTION - Product indexes given in the version without a frame.

GLASS



ASTORIA UNIVERSAL FRAME SINGLE

Type	Color	Pack. pc.	Weight kg/100pc.	Index
R1	Black	50	0,6	3271-61
	White			3271-62
	Silver			3271-63
	Anthracite			3271-72

GLASS



ASTORIA UNIVERSAL FRAME DOUBLE

Type	Color	Pack. pc.	Weight kg/100pc.	Index
R2	Black	50	0,6	3272-61
	White			3272-62
	Silver			3272-63
	Anthracite			3272-72

GLASS



ASTORIA UNIVERSAL FRAME TRIPLE

Type	Color	Pack. pc.	Weight kg/100pc.	Index
R3	Black	50	0,6	3273-61
	White			3273-62
	Silver			3273-63
	Anthracite			3273-72

GLASS



ASTORIA UNIVERSAL FRAME FOURFOLD

Type	Color	Pack. pc.	Weight kg/100pc.	Index
R4	Black	50	0,6	3274-61
	White			3274-62
	Silver			3274-63
	Anthracite			3274-72

Available colors



black



white



silver



anthracite

*ATTENTION - Product indexes given in the version without a frame.



SENTIA SWITCH FLUSH MOUNTED 1-POLE

Type	Color	Pack. pc.	Weight kg/pack kit.	Index without frame
ŁPT-1 pole	White	10	1,0	1410-10
	Cream			1410-11
	Silver			1410-56
	Black metallized			1410-19

NORM: PN-EN-60669-1:2006
Switching on one light source or one group of light sources.
Switches: 10A/250V-self-terminals
Degree of protection IP20
External dimensions with frame: 85 mm x 85 mm



SENTIA SWITCH FLUSH MOUNTED 1-POLE WITH BACKLIGHT

Type	Color	Pack. pc.	Weight kg/pack kit.	Index without frame
ŁPT 1-pole with backlight	White	10	1,0	1423-10
	Cream			1423-11
	Silver			1423-56
	Black metallized			1423-19

NORM: PN-EN-60669-1:2006
Switching on one light source or one group of light sources.
Switches: 10A/250V-self-terminals
Degree of protection IP20
External dimensions with frame: 85 mm x 85 mm



SENTIA SWITCH FLUSH MOUNTED CANDLESTICK

Type	Color	Pack. pc.	Weight kg/pack kit.	Index without frame
ŁPT candlestick	White	10	1,0	1411-10
	Cream			1411-11
	Silver			1411-56
	Black metallized			1411-19

NORM: PN-EN-60669-1:2006
Switches: 10A/250V-self-terminals
Degree of protection IP20
External dimensions with frame: 85 mm x 85 mm



SENTIA SWITCH FLUSH MOUNTED CANDLESTICK WITH BACKLIGHT

Type	Color	Pack. pc.	Weight kg/pack kit.	Index without frame
ŁPT candlestick with backlight	White	10	1,0	1424-10
	Cream			1424-11
	Silver			1424-56
	Black metallized			1424-19

NORM: PN-EN-60669-1:2006
Switches: 10A/250V-self-terminals
Degree of protection IP20
External dimensions with frame: 85 mm x 85 mm



SENTIA SWITCH FLUSH MOUNTED TWO WAY

Type	Color	Pack. pc.	Weight kg/pack kit.	Index without frame
ŁPT two way	White	10	1,0	1412-10
	Cream			1412-11
	Silver			1412-56
	Black metallized			1412-19


NORM: PN-EN-60669-1:2006
Switching on one light source or one group of light sources.
Switches: 10A/250V-self-terminals
Degree of protection IP20
External dimensions with frame: 85 mm x 85 mm



SENTIA SWITCH FLUSH MOUNTED TWO WAY WITH BACKLIGHT

Type	Color	Pack. pc.	Weight kg/pack kit.	Index without frame
ŁPT two way with backlight	White	10	1,0	1425-10
	Cream			1425-11
	Silver			1425-56
	Black metallized			1425-19

NORM: PN-EN-60669-1:2006
 Switching on one light source or one group of light sources.
 Switches: 10A/250V-self-terminals
 Degree of protection IP20
 External dimensions with frame: 85 mm x 85 mm



SENTIA SWITCH FLUSH MOUNTED DOUBLE TWO WAY

Type	Color	Pack. pc.	Weight kg/pack kit.	Index without frame
ŁPT 2x two way	White	6	0,6	1418-10
	Cream			1418-11
	Silver			1418-56
	Black metallized			1418-19

NORM: PN-EN-60669-1:2006
 Switching on one light source or one group of light sources.
 Switches: 10A/250V-self-terminals
 Degree of protection IP20
 External dimensions with frame: 85 mm x 85 mm



SENTIA SWITCH FLUSH MOUNTED CROSSED

Type	Color	Pack. pc.	Weight kg/pack kit.	Index without frame
ŁPT crossed	White	6	0,6	1415-10
	Cream			1415-11
	Silver			1415-56
	Black metallized			1415-19

NORM: PN-EN-60669-1:2006
 Switching on one light source or one group of light sources.
 Switches: 10A/250V-self-terminals
 Degree of protection IP20
 External dimensions with frame: 85 mm x 85 mm



SENTIA SWITCH FLUSH MOUNTED CROSSED WITH BACKLIGHT

Type	Color	Pack. pc.	Weight kg/pack kit.	Index without frame
ŁPT crossed with backlight	White	6	0,6	1428-10
	Cream			1428-11
	Silver			1428-56
	Black metallized			1428-19


NORM: PN-EN-60669-1:2006
 Switching on one light source or one group of light sources.
 Switches: 10A/250V-self-terminals
 Degree of protection IP20
 External dimensions with frame: 85 mm x 85 mm



SENTIA SWITCH FLUSH MOUNTED 2-POLES (0-1)

Type	Color	Pack. pc.	Weight kg/pack kit.	Index without frame
ŁPT 2-poles (0-1)	White	6	0,6	1419-10
	Cream			1419-11
	Silver			1419-56
	Black metallized			1419-19

NORM: PN-EN-60669-1:2006
 Switching on one light source or one group of light sources.
 Switches: 10A/250V-self-terminals
 Degree of protection IP20
 External dimensions with frame: 85 mm x 85 mm



SENTIA SWITCH FLUSH MOUNTED BLIND

Type	Color	Pack. pc.	Weight kg/pack kit.	Index without frame
ŁPT blind	White	6	0,6	1416-10
	Cream			1416-11
	Silver			1416-56
	Black metallized			1416-19


NORM: PN-EN-60669-1:2006
Switching on one light source or one group of light sources.
Switches: 10A/250V-self-terminals
Degree of protection IP20
External dimensions with frame: 85 mm x 85 mm



SENTIA SWITCH FLUSH MOUNTED PUSH „BELL”

Type	Color	Pack. pc.	Weight kg/pack kit.	Index without frame
ŁPT push „bell”	White	6	0,6	1414-10
	Cream			1414-11
	Silver			1414-56
	Black metallized			1414-19

NORM: PN-EN-60669-1:2006
Switching on one light source or one group of light sources.
Switches: 10A/250V-self-terminals
Degree of protection IP20
External dimensions with frame: 85 mm x 85 mm



SENTIA SWITCH FLUSH MOUNTED PUSH „BELL” WITH BACKLIGHT

Type	Color	Pack. pc.	Weight kg/pack kit.	Index without frame
ŁPT push „bell” with backlight	White	6	0,6	1427-10
	Cream			1427-11
	Silver			1427-56
	Black metallized			1427-19


NORM: PN-EN-60669-1:2006
Switching on one light source or one group of light sources.
Switches: 10A/250V-self-terminals
Degree of protection IP20
External dimensions with frame: 85 mm x 85 mm



SENTIA SWITCH FLUSH MOUNTED PUSH „LIGHT”

Type	Color	Pack. pc.	Weight kg/pack kit.	Index without frame
ŁPT push „light”	White	6	0,6	1413-10
	Cream			1413-11
	Silver			1413-56
	Black metallized			1413-19

NORM: PN-EN-60669-1:2006
Switching on one light source or one group of light sources.
Switches: 10A/250V-self-terminals
Degree of protection IP20
External dimensions with frame: 85 mm x 85 mm



SENTIA SWITCH FLUSH MOUNTED PUSH „LIGHT” WITH BACKLIGHT

Type	Color	Pack. pc.	Weight kg/pack kit.	Index without frame
ŁPT push „light” with backlight	White	6	0,6	1426-10
	Cream			1426-11
	Silver			1426-56
	Black metallized			1426-19

NORM: PN-EN-60669-1:2006
Switching on one light source or one group of light sources.
Switches: 10A/250V-self-terminals
Degree of protection IP20
External dimensions with frame: 85 mm x 85 mm



SENTIA SWITCH FLUSH MOUNTED PUSH WITHOUT PICTOGRAM

Type	Color	Pack. pc.	Weight kg/pack kit.	Index without frame
ŁPT-1 push	White	6	0,6	1403-10
	Cream			1403-11
	Silver			1403-56
	Black metallized			1403-19

NORM: PN-EN-60669-1:2006
 Switching on one light source or one group of light sources.
 Switches: 10A/250V-self-terminals
 Degree of protection IP20
 External dimensions with frame: 85 mm x 85 mm



SENTIA SWITCH FLUSH MOUNTED PUSH WITHOUT PICTOGRAM BACKLIGHT

Type	Color	Pack. pc.	Weight kg/pack kit.	Index without frame
ŁPT push with backlight	White	6	0,6	1420-10
	Cream			1420-11
	Silver			1420-56
	Black metallized			1420-19

NORM: PN-EN-60669-1:2006
 Switching on one light source or one group of light sources.
 Switches: 10A/250V-self-terminals
 Degree of protection IP20
 External dimensions with frame: 85 mm x 85 mm



SENTIA SWITCH FLUSH MOUNTED DOUBLE PUSH WITHOUT PICTOGRAM

Type	Color	Pack. pc.	Weight kg/pack kit.	Index without frame
ŁPT 2x push	White	6	0,6	1401-10
	Cream			1401-11
	Silver			1401-56
	Black metallized			1401-19

NORM: PN-EN-60669-1:2006
 Switching on one light source or one group of light sources.
 Switches: 10A/250V-self-terminals
 Degree of protection IP20
 External dimensions with frame: 85 mm x 85 mm



SENTIA SWITCH FLUSH MOUNTED PUSH „KEY”

Type	Color	Pack. pc.	Weight kg/pack kit.	Index without frame
ŁPT -push klucz	White	6	0,6	1404-10
	Cream			1404-11
	Silver			1404-56
	Black metallized			1404-19

NORM: PN-EN-60669-1:2006
 Switching on one light source or one group of light sources.
 Switches: 10A/250V-self-terminals
 Degree of protection IP20
 External dimensions with frame: 85 mm x 85 mm



SENTIA ROTARY DIMMER WITH BUTTON OPTION 400 W

Type	Color	Pack. pc.	Weight kg/pack kit.	Index without frame
SPT dimmer 400W	White	6	0,75	1417-10
	Cream			1417-11
	Silver			1417-56
	Black metallized			1417-19

NORM: PN-EN-60669-1:2006
 Switching on one light source or one group of light sources.
 Switches: 10A/250V-self-terminals
 Degree of protection IP 20, also available for source versions LED index : 1407-xx
 External dimensions with frame: 85 mm x 85 mm



SENTIA MASK

Type	Color	Pack. pc.	Weight kg/pack kit.	Index without frame
Mask	White	6	0,57	1470-10
	Cream			1470-11
	Silver			1470-56
	Black metallized			1470-19

NORM: PN-EN-60669-1:2006
Degree of protection IP20
External dimensions with frame: 85 mm x 85 mm



SENTIA SWITCH FLUSH MOUNTED HOTEL CARD WITH BACKLIGHT (ONLY WHITE COLOR)

Type	Color	Pack. pc.	Weight kg/pack kit.	Index without frame
ŁPT hotel	White	6	0,6	1467-10

NORM: PN-EN-60669-1:2006
Switching on one light source or one group of light sources.
Switches: 10A/250V-self-terminals
Degree of protection IP20
External dimensions with frame: 85 mm x 85 mm



SENTIA A MOTION SENSOR 180° (ONLY WHITE COLOR)

Type	Color	Pack. pc.	Weight kg/pack kit.	Index
motion sensor 180°	White	1	0,13	1463-00

NORM: PN-EN-60669-1:2006
Switching on one light source or one group of light sources.
Switches: 10A/250V-self-terminals
Degree of protection IP20
Frame included.
External dimensions with frame: 85 mm x 85 mm



SENTIA THERMOREGULATOR (ONLY WHITE COLOR)

Type	Color	Pack. pc.	Weight kg/pack kit.	Index
thermoregulator	White	1	0,1	1464-00

NORM: PN-EN-60669-1:2006
Switching on one light source or one group of light sources.
Switches: 10A/250V-self-terminals
Degree of protection IP20
Frame included
External dimensions with frame: 85 mm x 85 mm



SENTIA TERMOREGULATOR LCD + SENSOR (ONLY WHITE COLOR)

Type	Color	Pack. pc.	Weight kg/pack kit.	Index
Termoregulator LCD + sensor	White	1	0,12	1465-00

NORM: PN-EN-60669-1:2006
Switching on one light source or one group of light sources.
Switches: 10A/250V-self-terminals
Degree of protection IP20
Frame included
External dimensions with frame: 85 mm x 85 mm

SENTIA COLOURS

SENTIA




white




cream

NEW



silver gloss



black metallized



red gloss



wenge



SENTIA SOCKET WITH GROUNDING

Type	Color	Pack. pc.	Weight kg/pack kit.	Index without frame
GPT 2P+Z	White	10	1,2	1434-10
	Cream			1434-11
	Silver			1434-56
	Black metallized			1434-19

NORM: PN-IEC 60884-2-2:2012
Sockets: 16A/230V~ screw terminals
Degree of protection IP20
External dimensions with frame: 85 mm x 85 mm



SENTIA SOCKET

Type	Color	Pack. pc.	Weight kg/pack kit.	Index without frame
GPT 2P	White	10	1,2	1440-10
	Cream			1440-11
	Silver			1440-56
	Black metallized			1440-19

NORM: PN-IEC 60884-2-2:2012
Sockets: 16A/230V~ screw terminals
Degree of protection IP20
External dimensions with frame: 85 mm x 85 mm



SENTIA SOCKET WITH GROUNDING WITH PRINT „DATA”

Type	Color	Pack. pc.	Weight kg/pack kit.	Index without frame
GPT 2P+Z	Red	10	1,2	1442-10

NORM: PN-IEC 60884-2-2:2012
Sockets: 16A/230V~ screw terminals
Degree of protection IP20
External dimensions with frame: 85 mm x 85 mm



SENTIA SOCKET WITH GROUNDING 45X45 MM 33° CODED

Type	Color	Pack. pc.	Weight kg/pack kit.	Index without frame
GPT 2P+Z	Red	10	1,2	1482-10

NORM: PN-IEC 60884-2-2:2012
Sockets: 16A/230V~ screw terminals
Degree of protection IP20
Requires a key index: 148103-00
External dimensions with frame: 85 mm x 85 mm



SENTIA CODED KEY

Type	Color	Pack. pc.	Weight kg/pack kit.	Index without frame
coded key	Black	10		148103-00

NORM: IEC-60669-1:1998, PN-EN-60669-1:2002



SENTIA SOCKET DOUBLE MODULAR WITH GROUNDING

Type	Color	Pack. pc.	Weight kg/pack kit.	Index without frame
GPT 2x2P+Z	White	10	1,3	1443-10
	Cream			1443-11
	Silver			1443-56
	Black metallized			1443-19

NORM: PN-IEC 60884-2-2:2012
Sockets: 16A/230V~ screw terminals
Degree of protection IP20
Socket modular for multiple frame
External dimensions with frame: 85 mm x 85 mm



SENTIA SOCKET DOUBLE MODULAR

Type	Color	Pack. pc.	Weight kg/pack kit.	Index without frame
GPT 2x2P	White	10	1,3	1444-10
	Cream			1444-11
	Silver			1444-56
	Black metallized			1444-19

NORM: PN-IEC 60884-2-2:2012
Sockets: 16A/230V~ screw terminals
Degree of protection IP20
Socket modular for multiple frame
External dimensions with frame: 85 mm x 85 mm



SENTIA SOCKET WITH GROUNDING IP 44 SMOKE

Type	Color	Pack. pc.	Weight kg/pack kit.	Index without frame
GPT 2P+Z IP 44	White	10	1,2	1466-10
	Cream			1466-11
	Silver			1466-56
	Black metallized			1466-19

NORM: PN-IEC 60884-2-2:2012
Sockets: 16A/230V~ screw terminals
Degree of protection IP44
External dimensions with frame: 85 mm x 85 mm



SENTIA SOCKET WITH GROUNDING IP 44

Type	Color	Pack. pc.	Weight kg/pack kit.	Index without frame
GPT 2P+Z IP 44	White	10	1,2	1436-10
	Cream			1436-11
	Silver			1436-56
	Black metallized			1436-19

NORM: PN-IEC 60884-2-2:2012
Sockets: 16A/230V~ screw terminals
Degree of protection IP44
External dimensions with frame: 85 mm x 85 mm



SENTIA GASKET FOR SWITCH FLUSH MOUNTED AND SOCKETS IP 44

Type	Color	Pack. pc.	Weight kg/pack kit.	Index without frame
gasket	Transp.	10	0,042	143603-00

NORM: PN-EN-60669-1:2006
Degree of protection IP44
External dimensions with frame: 85 mm x 85 mm



SENTIA SOCKET WITH GROUNDING SCHUKO

Type	Color	Pack. pc.	Weight kg/pack kit.	Index without frame
GPT 2P+Z SCHUKO	White	10	1,2	1437-10
	Cream			1437-11
	Silver			1437-56
	Black metallized			1437-19

NORM: PN-IEC 60884-2-2:2012
Sockets: 16A/230V~ screw terminals
Degree of protection IP20
External dimensions with frame: 85 mm x 85 mm



SENTIA SOCKET DOUBLE WITH GROUNDING SCHUKO

Type	Color	Pack. pc.	Weight kg/pack kit.	Index without frame
GPT 2x2P+Z SCHUKO	White	10	1,3	1438-00
	Cream			1438-01
	Silver			1438-06
	Black metallized			1438-19

NORM: PN-IEC 60884-2-2:2012
Sockets: 16A/230V~ screw terminals
Degree of protection IP20
External dimensions with frame: 85 mm x 85 mm



SENTIA SOCKET WITH GROUNDING IP 44 SCHUKO SMOKE

Type	Color	Pack. pc.	Weight kg/pack kit.	Index without frame
GPT 2P+Z IP 44 SCHUKO	White	10	1,2	1469-10
	Cream			1469-11
	Silver			1469-56
	Black metallized			1469-19

NORM: PN-IEC 60884-2-2:2012
Sockets: 16A/230V~ screw terminals
Degree of protection IP44
External dimensions with frame: 85 mm x 85 mm



SENTIA SOCKET WITH GROUNDING IP 44 SCHUKO

Type	Color	Pack. pc.	Weight kg/pack kit.	Index
GPT 2P+Z IP 44 SCHUKO	White	10	1,2	1439-10
	Cream			1439-11
	Silver			1439-56
	Black metallized			1439-19

NORM: PN-IEC 60884-2-2:2012
Sockets: 16A/230V~ screw terminals
Degree of protection IP44
External dimensions with frame: 85 mm x 85 mm



SENTIA SOCKET TELEPHONE

Type	Color	Pack. pc.	Weight kg/pack kit.	Index without frame
GPT RJ 11	White	6	0,6	1450-10
	Cream			1450-11
	Silver			1450-56
	Black metallized			1450-19

NORM: PN-IEC 60884-2-2:2012
Sockets: RJ11
Degree of protection IP20
External dimensions with frame: 85 mm x 85 mm



SENTIA SOCKET DOUBLE TELEPHONE

Type	Color	Pack. pc.	Weight kg/pack kit.	Index without frame
GPT 2xRJ 11	White	6	0,6	1451-10
	Cream			1451-11
	Silver			1451-56
	Black metallized			1451-19

NORM: PN-IEC 60884-2-2:2012
Sockets: RJ11
Degree of protection IP20
External dimensions with frame: 85 mm x 85 mm



SENTIA SOCKET COMPUTER

Type	Color	Pack. pc.	Weight kg/pack kit.	Index without frame
GPT RJ 45	White	6	0,6	1448-10
	Cream			1448-11
	Silver			1448-56
	Black metallized			1448-19

NORM: PN-IEC 60884-2-2:2012
Sockets: RJ45
Degree of protection IP20
External dimensions with frame: 85 mm x 85 mm



SENTIA SOCKET DOUBLE COMPUTER

Type	Color	Pack. pc.	Weight kg/pack kit.	Index without frame
GPT 2x RJ 45	White	6	0,6	1449-10
	Cream			1449-11
	Silver			1449-56
	Black metallized			1449-19

NORM: PN-IEC 60884-2-2:2012
Sockets: RJ45
Degree of protection IP20
External dimensions with frame: 85 mm x 85 mm



SENTIA SOCKET COMPUTER + TELEPHONE

Type	Color	Pack. pc.	Weight kg/pack kit.	Index without frame
GPT RJ 45 + RJ 11	White	6	0,6	1459-10
	Cream			1459-11
	Silver			1459-56
	Black metallized			1459-19

NORM: PN-IEC 60884-2-2:2012
Sockets: RJ45+RJ11
Degree of protection IP20
External dimensions with frame: 85 mm x 85 mm



SENTIA SOCKET TV F-F

Type	Color	Pack. pc.	Weight kg/pack kit.	Index without frame
GN TV F-F	White	6	0,6	1486-10
	Cream			1486-11
	Silver			1486-56
	Black metallized			1486-19

NORM: PN-EN-50083-1:2002
Sockets: F-F
Degree of protection IP20
External dimensions with frame: 85 mm x 85 mm



SENTIA SOCKET DOUBLE TV F-F

Type	Color	Pack. pc.	Weight kg/pack kit.	Index
GN TV 2xF-F	White	6	0,6	1487-10
	Cream			1487-11
	Silver			1487-56
	Black metallized			1487-19

NORM: PN-EN-50083-1:2002
Sockets: F-F
Degree of protection IP20
External dimensions with frame: 85 mm x 85 mm



SENTIA SOCKET R-TV -2XSAT TERMINAL

Type	Color	Pack. pc.	Weight kg/pack kit.	Index without frame
GPT RTV – 2xSAT	White	6	0,6	1460-10
	Cream			1460-11
	Silver			1460-56
	Black metallized			1460-19

NORM: PN-EN-50083-1:2002
Sockets: R-TV-SAT
Degree of protection IP20
External dimensions with frame: 85 mm x 85 mm



SENTIA SOCKET R-TV-SAT 10 DB

Type	Color	Pack. pc.	Weight kg/pack kit.	Index without frame
GPT R-TV-SAT 10 dB	White	6	0,6	1461-10
	Cream			1461-11
	Silver			1461-56
	Black metallized			1461-19

NORM: PN-EN-50083-1:2002
Sockets: R-TV-SAT
Degree of protection IP20
External dimensions with frame: 85 mm x 85 mm



SENTIA SOCKET R-TV-SAT TERMINAL

Type	Color	Pack. pc.	Weight kg/pack kit.	Index without frame
GPT R-TV-SAT terminal	White	6	0,6	1453-10
	Cream			1453-11
	Silver			1453-56
	Black metallized			1453-19

NORM: PN-EN-50083-1:2002
Sockets: R-TV-SAT
Degree of protection IP20
External dimensions with frame: 85 mm x 85 mm



SENTIA SOCKET R-TV 10DB, 14DB, 16DB

Type	Color	Pack. pc.	Weight kg/pack kit.	Index without frame		
				10dB	14dB	16dB
GPT R-TV	White	6	0,7	1454-10	1455-10	1456-10
	Cream			1454-11	1455-11	1456-11
	Silver			1454-56	1455-56	1456-56
	Black metallized			1454-19	1455-19	1456-19

NORM: PN-EN-50083-1:2002
Sockets: R-TV
Degree of protection IP20
External dimensions with frame: 85 mm x 85 mm



SENTIA SOCKET R-TV TERMINAL, ENDING

Type	Color	Pack. pc.	Weight kg/pack kit.	Index without frame	
				terminal	ending
GPT R-TV	White	6	0,7	1452-10	1462-10
	Cream			1452-11	1462-11
	Silver			1452-56	1462-56
	Black metallized			1452-19	1462-19

NORM: PN-EN-50083-1:2002
Sockets: R-TV
Degree of protection IP20
External dimensions with frame: 85 mm x 85 mm



SENTIA SOCKET SPEAKER

Type	Color	Pack. pc.	Weight kg/pack kit.	Index without frame
GPT speaker	White	6	0,7	1457-10
	Cream			1457-11
	Silver			1457-56
	Black metallized			1457-19

NORM: PN-EN-50083-1:2002
Sockets: speaker
Degree of protection IP20
External dimensions with frame: 85 mm x 85 mm



SENTIA SOCKET DOUBLE SPEAKER

Type	Color	Pack. pc.	Weight kg/pack kit.	Index without frame
GPT 2x speaker	White	6	0,7	1458-10
	Cream			1458-11
	Silver			1458-56
	Black metallized			1458-19

NORM: PN-EN-50083-1:2002
Sockets: speaker
Degree of protection IP20
External dimensions with frame: 85 mm x 85 mm

SENTIA

NEW



SENTIA GPT 2P+Z 2XUSB Z/R

Type	Color	Pack. pc.	Weight kg/pack kit.	Index without frame
GPT 2P+Z 2xUSB	White	1	0,6	1488-00
	Silver			1488-06
	Black metallized			1488-09

NORM: PN-IEC 60884-2-2:2012
 Sockets: GPT 2P+Z 2xUSB
 Sockets: 16A/230V~ screw terminals
 Degree of protection IP20
 Socket USB power supply for charging mobile devices smartphone, tablet etc.
 External dimensions with frame: 85 mm x 85 mm

SENTIA

USB power
 5V DC
 2.1A / socket





ELEKTRO-PLAST


NASIELSK



SENTIA UNIVERSAL FRAME SINGLE

Type	Color	Pack. pc.	Weight kg/100 pc.	Index
R1	White	50	0,6	1471-00
	Cream			1471-01
	Silver			1471-56
	Black metallized			1471-09
	Red			1471-59
	Wenge			1471-34

External dimension: 85x85



SENTIA UNIVERSAL FRAME DOUBLE

Type	Color	Pack. pc.	Weight kg/100 pc.	Index
R2	White	25	0,6	1472-00
	Cream			1472-01
	Silver			1472-56
	Black metallized			1472-09
	Red			1472-59
	Wenge			1472-34

External dimension: 85x156



SENTIA UNIVERSAL FRAME TRIPLE

Type	Color	Pack. pc.	Weight kg/100 pc.	Index
R3	3White	20	0,62	1473-00
	Cream			1473-01
	Silver			1473-56
	Black metallized			1473-09
	Red			1473-59
	Wenge			1473-34

External dimension: 85x227



SENTIA UNIVERSAL FRAME FOURFOLD

Type	Color	Pack. pc.	Weight kg/100 pc.	Index
R4	White	15	0,6	1474-00
	Cream			1474-01
	Silver			1474-56
	Black metallized			1474-09
	Red			1474-59
	Wenge			1474-34

External dimension: 85x299




SENTIA UNIVERSAL FRAME FIVEFOLD


Type	Color	Pack. pc.	Weight kg/100 pc.	Index
R5	White	10	0,6	1475-00
	Cream			1475-01
	Silver			1475-56
	Black metallized			1475-09
	Red			1475-59
	Wenge			1475-34

External dimension: 85x370


SENTIA - FRAMES




1471-00
Frame 1x white



1471-01
Frame 1x cream



1471-56
Frame 1x silver



1471-09
Frame 1x
black metallized



1471-34
Frame 1x wenge



1471-59
Frame 1x red



1471-40
Frame 1x white IP44


IP44

IP44


Universal system multiple frames

provides various configuration max 5 mod vertical and horizontal version


- due to symmetric construction all frames provides vertical and horizontal assembly
- Sentia serie brings frames from 1 to 5
- each single socket equipped with child protection




1472-00
Frame 2x
white



1473-00
Frame 3x
white



1474-00
Frame 4x
white



1475-00
Frame 5x
white



SENTIA ADAPTER SURFACE MOUNTED MAIN

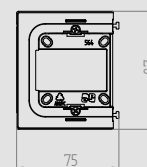

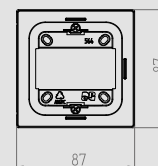
Type	Color	Pack. pc.	Waga kg/1 szt.	Index
Adapter n/t	White	10	0,053	1480-10
	Cream			1480-11
	Silver			1480-12

The surface-mounted adapter enables the assembly and extension of wall-mounted electrical installation accessories to the wall version.

SENTIA ADAPTER SURFACE MOUNTED EXTENDED

Type	Color	Pack. pc.	Waga kg/1 szt.	Index
Adapter n/t	White	10	0,04	1480-20
	Cream			1480-21
	Silver			1480-22

Expansion adapter in conjunction with the basic adapter 1480-XX enables the assembly of accessories in multiple frames in any number of modules.




• SURFACE MOUNTED



ELEMENTS:

- SWITCH FLUSH MOUNTED 1410-10
- SOCKET 1434-10
- FRAME R2 1472-00
- MAIN ADAPTER 1480-10
- EXTENDED ADAPTER 1480-20



SENTIA™

Harmony **style™**

Frames **glass**

SENTIA



White



Sea



Limon



Honey



Black



Silver

Design of glass frames SENTIA™

it has been designed to meet the aesthetic requirements and visions of the decorating clients

SENTIA



GLASS

SENTIA GLASS FRAME UNIVERSAL SINGLE

Type	Color	Pack. pc. /kg	Weight kg/100pc.	Index
R1	Glass black	1	0,06	1471-61
	Glass white			1471-62
	Glass silver			1471-63
	Glass sea			1471-64
	Glass blue			1471-66
	Glass strawberry			1471-67
	Glass vanilla			1471-68
	Glass chocolate			1471-69
	Glass limon			1471-70
	Glass honey			1471-71

External dimension: 95x95

GLASS

SENTIA GLASS FRAME UNIVERSAL DOUBLE

Type	Color	Pack. pc. /kg	Weight kg/100pc.	Index
R2	Glass black	1	0,01	1472-61
	Glass white			1472-62
	Glass silver			1472-63
	Glass sea			1472-64
	Glass blue			1472-66
	Glass strawberry			1472-67
	Glass vanilla			1472-68
	Glass chocolate			1472-69
	Glass limon			1472-70
	Glass honey			1472-71

External dimension: 95x166

GLASS

SENTIA GLASS FRAME UNIVERSAL TRIPLE

Type	Color	Pack. pc. /kg	Weight kg/100pc.	Index
R3	Glass black	1	0,014	1473-61
	Glass white			1473-62
	Glass silver			1473-63
	Glass sea			1473-64
	Glass blue			1473-66
	Glass strawberry			1473-67
	Glass vanilla			1473-68
	Glass chocolate			1473-69
	Glass limon			1473-70
	Glass honey			1473-71

External dimension: 95x237

GLASS

SENTIA GLASS FRAME UNIVERSAL FOURFOLD

Type	Color	Pack. pc. /kg	Weight kg/100pc.	Index
R4	Glass black	1	0,014	1474-61
	Glass white			1474-62
	Glass silver			1474-63
	Glass sea			1474-64
	Glass blue			1474-66
	Glass strawberry			1474-67
	Glass vanilla			1474-68
	Glass chocolate			1474-69
	Glass limon			1474-70
	Glass honey			1474-71

External dimension: 95x308

- new glass frames are essential aesthetic part electrical switches and sockets
- version metallic double coated paint and acrylic what helps to avoid any scratches
- glass frames makes a suitable harmony to Sentia™ serie due to vertical and horizontal assembly.



White

SENTIA



Blue



Strawberry



Vanilla



Chocolate



Limon



Honey



Black



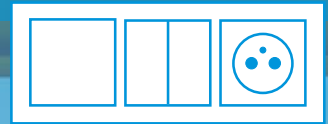
Sea



Silver

Volante


FRAME SERIES



epn



Volante



white



cream



silver



graphite

VOLANTE

Frame **Volante**:



- **WIDE COLOUR PALLET**
- **FRAMES GLASS**
- **FRAME SERIES**
- **DIMMER LED**
- **BACKLIGHT**
- **SOCKETS PC, TEL, TV-SAT**



VOLANTE SWITCH FLUSH MOUNTED 1-POLE

Type	Color	Pack. pc.	Weight kg/pack kit.	Index
ŁPT-1 pole	White	10	1,0	2610-00
	Cream			2610-01
	Silver			2610-06
	Graphite			2610-08

NORM: PN-EN-60669-1:2006
Switching on one light source or one group of light sources.
Switches: 10A/250V-self-terminals
Degree of protection IP20
External dimensions with frame: 86 mm x 86 mm



VOLANTE SWITCH FLUSH MOUNTED 1-POLE WITH BACKLIGHT

Type	Color	Pack. pc.	Weight kg/pack kit.	Index
ŁPT 1-pole with backlight	White	10	1,0	2623-00
	Cream			2623-01
	Silver			2623-06
	Graphite			2623-08

NORM: PN-EN-60669-1:2006
Switching on one light source or one group of light sources.
Switches: 10A/250V-self-terminals
Degree of protection IP20
External dimensions with frame: 86 mm x 86 mm



VOLANTE SWITCH FLUSH MOUNTED CANDLESTICK

Type	Color	Pack. pc.	Weight kg/pack kit.	Index
ŁPT candlestick	White	10	1,0	2611-00
	Cream			2611-01
	Silver			2611-06
	Graphite			2611-08

NORM: PN-EN-60669-1:2006
Switches: 10A/250V-self-terminals
Degree of protection IP20
External dimensions with frame: 86 mm x 86 mm



VOLANTE SWITCH FLUSH MOUNTED CANDLESTICK WITH BACKLIGHT

Type	Color	Pack. pc.	Weight kg/pack kit.	Index
ŁPT candlestick with backlight	White	10	1,0	2624-00
	Cream			2624-01
	Silver			2624-06
	Graphite			2624-08

NORM: PN-EN-60669-1:2006
Switches: 10A/250V-self-terminals
Degree of protection IP20
External dimensions with frame: 86 mm x 86 mm



VOLANTE SWITCH FLUSH MOUNTED TWO WAY

Type	Color	Pack. pc.	Weight kg/pack kit.	Index
ŁPT two way	White	10	1,0	2612-00
	Cream			2612-01
	Silver			2612-06
	Graphite			2612-08

NORM: PN-EN-60669-1:2006
Switching on one light source or one group of light sources.
Switches: 10A/250V-self-terminals
Degree of protection IP20
External dimensions with frame: 86 mm x 86 mm



VOLANTE SWITCH FLUSH MOUNTED TWO WAY WITH BACKLIGHT

Type	Color	Pack. pc.	Weight kg/pack kit.	Index
ŁPT two way with backlight	White	10	1,0	2625-00
	Cream			2625-01
	Silver			2625-06
	Graphite			2625-08

NORM: PN-EN-60669-1:2006
Switching on one light source or one group of light sources.
Switches: 10A/250V-self-terminals
Degree of protection IP20
External dimensions with frame: 86 mm x 86 mm



VOLANTE SWITCH FLUSH MOUNTED DOUBLE TWO WAY

Type	Color	Pack. pc.	Weight kg/pack kit.	Index
ŁPT 2x two way	White	6	0,6	2618-00
	Cream			2618-01
	Silver			2618-06
	Graphite			2618-08

NORM: PN-EN-60669-1:2006
Switching on one light source or one group of light sources.
Switches: 10A/250V-self-terminals
Degree of protection IP20
External dimensions with frame: 86 mm x 86 mm



VOLANTE SWITCH FLUSH MOUNTED PUSH „LIGHT”

Type	Color	Pack. pc.	Weight kg/pack kit.	Index
ŁPT push „light”	White	6	0,6	2613-00
	Cream			2613-01
	Silver			2613-06
	Graphite			2613-08

NORM: PN-EN-60669-1:2006
Switching on one light source or one group of light sources.
Switches: 10A/250V-self-terminals
Degree of protection IP20
External dimensions with frame: 86 mm x 86 mm



VOLANTE SWITCH FLUSH MOUNTED PUSH „LIGHT” WITH BACKLIGHT

Type	Color	Pack. pc.	Weight kg/pack kit.	Index
ŁPT push „light” with backlight	White	6	0,6	2626-00
	Cream			2626-01
	Silver			2626-06
	Graphite			2626-08

NORM: PN-EN-60669-1:2006
Switching on one light source or one group of light sources.
Switches: 10A/250V-self-terminals
Degree of protection IP20
External dimensions with frame: 86 mm x 86 mm



VOLANTE SWITCH FLUSH MOUNTED PUSH „BELL”

Type	Color	Pack. pc.	Weight kg/pack kit.	Index
ŁPT push „bell”	White	6	0,6	2614-00
	Cream			2614-01
	Silver			2614-06
	Graphite			2614-08

NORM: PN-EN-60669-1:2006
Switching on one light source or one group of light sources.
Switches: 10A/250V-self-terminals
Degree of protection IP20
External dimensions with frame: 86 mm x 86 mm

VOLANTE



VOLANTE SWITCH FLUSH MOUNTED PUSH „BELL” WITH BACKLIGHT

Type	Color	Pack. pc.	Weight kg/pack kit.	Index
ŁPT push „bell” with backlight	White	6	0,6	2627-00
	Cream			2627-01
	Silver			2627-06
	Graphite			2627-08

NORM: PN-EN-60669-1:2006
Switching on one light source or one group of light sources.
Switches: 10A/250V-self-terminals
Degree of protection IP20
External dimensions with frame: 86 mm x 86 mm



VOLANTE SWITCH FLUSH MOUNTED CROSSED

Type	Color	Pack. pc.	Weight kg/pack kit.	Index
ŁPT crossed	White	6	0,6	2615-00
	Cream			2615-01
	Silver			2615-06
	Graphite			2615-08

NORM: PN-EN-60669-1:2006
Switching on one light source or one group of light sources.
Switches: 10A/250V-self-terminals
Degree of protection IP20
External dimensions with frame: 86 mm x 86 mm



VOLANTE SWITCH FLUSH MOUNTED CROSSED WITH BACKLIGHT

Type	Color	Pack. pc.	Weight kg/pack kit.	Index
ŁPT crossed with backlight	White	6	0,6	2628-00
	Cream			2628-01
	Silver			2628-06
	Graphite			2628-08

NORM: PN-EN-60669-1:2006
Switching on one light source or one group of light sources.
Switches: 10A/250V-self-terminals
Degree of protection IP20
External dimensions with frame: 86 mm x 86 mm



VOLANTE SWITCH FLUSH MOUNTED BLIND

Type	Color	Pack. pc.	Weight kg/pack kit.	Index
ŁPT blind	White	6	0,6	2616-00
	Cream			2616-01
	Silver			2616-06
	Graphite			2616-08

NORM: PN-EN-60669-1:2006
Switching on one light source or one group of light sources.
Switches: 10A/250V-self-terminals
Degree of protection IP20
External dimensions with frame: 86 mm x 86 mm



VOLANTE DIMMER 400 W

Type	Color	Pack. pc.	Weight kg/pack kit.	Index
SPT dimmer 400W	White	6	0,75	2617-00
	Cream			2617-01
	Silver			2617-06
	Graphite			2617-08

NORM: PN-EN-60669-1:2006
Switching on one light source or one group of light sources.
Switches: 10A/250V-self-terminals
Degree of protection IP20
External dimensions with frame: 86 mm x 86 mm

LED



VOLANTE DIMMER FOR LED SOURCES

Type	Color	Pack. pc.	Weight kg/pack kit.	Index
SPT Dimmer for LED sources	White	6	0,75	2607-00
	Cream			2607-01
	Silver			2607-06
	Graphite			2607-08

Controlling the brightness of the stream of connected LED sources
 NORM: PN-EN-60669-1:2006
 Switching on one light source or one group of light sources.
 Switches: 10A/250V-self-terminals
 Degree of protection IP20. External dimensions with frame: 86 mm x 86 mm



VOLANTE SWITCH PUSH

Type	Color	Pack. pc.	Weight kg/pack kit.	Index
ŁPT-push	White	6	0,57	2603-00
	Cream			2603-01
	Silver			2603-06
	Graphite			2603-08

NORM: PN-EN-60669-1:2006
 Degree of protection IP20
 External dimensions with frame: 86 mm x 86 mm



VOLANTE SWITCH FLUSH MOUNTED PUSH „KEY”

Type	Color	Pack. pc.	Weight kg/pack kit.	Index
ŁPT-„KEY”	White	6	0,57	2604-00
	Cream			2604-01
	Silver			2604-06
	Graphite			2604-08

NORM: PN-EN-60669-1:2006
 Degree of protection IP20
 External dimensions with frame: 86 mm x 86 mm



VOLANTE MASK

Type	Color	Pack. pc.	Weight kg/pack kit.	Index
mask	White	10	0,57	2670-00
	Cream			2670-01
	Silver			2670-06
	Graphite			2670-08

NORM: PN-EN-60669-1:2006
 Degree of protection IP20
 External dimensions with frame: 86 mm x 86 mm

VOLANTE

*ATTENTION - Product indexes given in the version without a frame.



VOLANTE SOCKET WITH GROUNDING

Type	Color	Pack. pc.	Weight kg/pack kit.	Index
GPT 2P+Z	White	10	1,2	2633-00
	Cream			2633-01
	Silver			2633-06
	Graphite			2633-08

NORM: PN-EN-60669-1:2006
Sockets: 16A/230V~ screw terminals
Degree of protection IP20
External dimensions with frame: 86 mm x 86 mm



VOLANTE SOCKET

Type	Color	Pack. pc.	Weight kg/pack kit.	Index
GPT 2P	White	10	1,2	2631-00
	Cream			2631-01
	Silver			2631-06
	Graphite			2631-08

NORM: PN-EN-60669-1:2006
Sockets: 16A/230V~ screw terminals
Degree of protection IP20
External dimensions with frame: 86 mm x 86 mm



VOLANTE SOCKET MODULAR WITH GROUNDING

Type	Color	Pack. pc.	Weight kg/pack kit.	Index
GPT 2x2P+Z	White	10	1,3	2643-00
	Cream			2643-01
	Silver			2643-06
	Graphite			2643-08

NORM: PN-EN-60669-1:2006
Sockets: 16A/230V~ screw terminals
Socket modular for multiple frame.
Degree of protection IP20
External dimensions with frame: 86 mm x 86 mm



VOLANTE SOCKET MODULAR

Type	Color	Pack. pc.	Weight kg/pack kit.	Index
GPT 2x2P	White	10	1,3	2644-00
	Cream			2644-01
	Silver			2644-06
	Graphite			2644-08

NORM: PN-EN-60669-1:2006
Socket modular for multiple frame.
Sockets: 16A/230V~ screw terminals
Degree of protection IP20
External dimensions with frame: 86 mm x 86 mm



VOLANTE SOCKET WITH GROUNDING WITH PRINT „DATA”

Type	Color	Pack. pc.	Weight kg/pack kit.	Index
GPT 2P+Z „DATA”	Red	10	1,2	2642-00

NORM: PN-EN-60669-1:2006
Sockets: 16A/230V~ screw terminals
Degree of protection IP20
External dimensions with frame: 86 mm x 86 mm



VOLANTE SOCKET WITH GROUNDING SCHUKO

Type	Color	Pack. pc.	Weight kg/pack kit.	Index
GPT 2P+Z schuko	White	10	1,2	2637-00
	Cream			2637-01
	Silver			2637-06
	Graphite			2637-08

NORM: PN-EN-60669-1:2006
Sockets: 16A/230V~ screw terminals
Degree of protection IP20
External dimensions with frame: 86 mm x 86 mm



VOLANTE SOCKET DOUBLE WITH GROUNDING SCHUKO

Type	Color	Pack. pc.	Weight kg/pack kit.	Index
2xGPT 2P+Z schuko	White	10	1,3	2638-00
	Cream			2638-01
	Silver			2638-06
	Graphite			2638-08

NORM: PN-EN-60669-1:2006
Sockets: 16A/230V~ screw terminals
Degree of protection IP20
External dimensions with frame: 86 mm x 86 mm



VOLANTE SOCKET WITH GROUNDING IP44

Type	Color	Pack. pc.	Weight kg/pack kit.	Index
GPT 2P+Z	White	10	1,2	2636-00
	Cream			2636-01
	Silver			2636-06
	Graphite			2636-08

NORM: PN-EN-60669-1:2006
Sockets: 16A/230V~ screw terminals
Degree of protection IP44
External dimensions with frame: 86 mm x 86 mm



VOLANTE SOCKET WITH GROUNDING IP44 SMOKE

Type	Color	Pack. pc.	Weight kg/pack kit.	Index
GPT 2P+Z	White	10	1,2	2666-00
	Cream			2666-01
	Silver			2666-06
	Graphite			2666-08

NORM: PN-EN-60669-1:2006
Sockets: 16A/230V~ screw terminals
Degree of protection IP44
External dimensions with frame: 86 mm x 86 mm



VOLANTE GASKET DO SWITCH FLUSH MOUNTED AND SOCKETS IP44

Type	Color	Pack. pc.	Weight kg/pack kit.	Index
gasket	Transp.	10	0,042	263603-00

NORM: PN-EN-60669-1:2006
Degree of protection IP44
External dimensions with frame: 86 mm x 86 mm

VOLANTE

**VOLANTE SOCKET TELEPHONE**

Type	Color	Pack. pc.	Weight kg/pack kit.	Index
GPT RJ11 LEVITON	White	6	0,6	2650-00
	Cream			2650-01
	Silver			2650-06
	Graphite			2650-08

NORM: PN-IEC 60884-2-2:2012
Degree of protection IP20
External dimensions with frame: 86 mm x 86 mm

**VOLANTE SOCKET DOUBLE TELEPHONE**

Type	Color	Pack. pc.	Weight kg/pack kit.	Index
GPT 2xRJ11 LEVITON	White	6	0,6	2651-00
	Cream			2651-01
	Silver			2651-06
	Graphite			2651-08

NORM: PN-IEC 60884-2-2:2012
Degree of protection IP20
External dimensions with frame: 86 mm x 86 mm

**VOLANTE SOCKET COMPUTER**

Type	Color	Pack. pc.	Weight kg/pack kit.	Index
GPT RJ45 LEVITON	White	6	0,6	2648-00
	Cream			2648-01
	Silver			2648-06
	Graphite			2648-08

NORM: PN-IEC 60884-2-2:2012
Degree of protection IP20
External dimensions with frame: 86 mm x 86 mm

**VOLANTE SOCKET DOUBLE COMPUTER**

Type	Color	Pack. pc.	Weight kg/pack kit.	Index
GPT 2xRJ45 LEVITON	White	6	0,6	2649-00
	Cream			2649-01
	Silver			2649-06
	Graphite			2649-08

NORM: PN-IEC 60884-2-2:2012
Degree of protection IP20
External dimensions with frame: 86 mm x 86 mm

**VOLANTE SOCKET DOUBLE COMPUTER+TELEPHONE**

Type	Color	Pack. pc.	Weight kg/pack kit.	Index
GPT RJ45 + RJ11 LEVITON	White	6	0,6	2659-00
	Cream			2659-01
	Silver			2659-06
	Graphite			2659-08

NORM: PN-IEC 60884-2-2:2012
Degree of protection IP20
External dimensions with frame: 86 mm x 86 mm



VOLANTE SOCKET TV F-F

Type	Color	Pack. pc.	Weight kg/pack kit.	Index	
GN TV F-F	White	6	0,6	2686-00	
	Cream			2686-01	
	Silver			2686-06	
	Graphite			2686-08	

NORM: PN-EN-50083-1:2002
Degree of protection IP20
External dimensions with frame: 86 mm x 86 mm



VOLANTE SOCKET DOUBLE TV F-F

Type	Color	Pack. pc.	Weight kg/pack kit.	Index	
GN TV 2x F-F	White	6	0,6	2687-00	
	Cream			2687-01	
	Silver			2687-06	
	Graphite			2687-08	

NORM: PN-EN-50083-1:2002
Degree of protection IP20
External dimensions with frame: 86 mm x 86 mm



VOLANTE SOCKET R-TV 10dB, 14dB, 16dB

Type	Color	Pack. pc.	Weight kg/pack kit.	Index		
				10dB	14dB	16dB
GPT R-TV	White	6	0,7	2654-00	2655-00	2656-00
	Cream			2654-01	2655-01	2656-01
	Silver			2654-06	2655-06	2656-06
	Graphite			2654-08	2655-08	2656-08

NORM: PN-EN-50083-1:2002
Degree of protection IP20
External dimensions with frame: 86 mm x 86 mm



VOLANTE SOCKET R-TV 10dB THROUGH, R-TV-SAT TERMINAL, R-TV 2XSAT

Type	Color	Pack. pc.	Weight kg/pack kit.	Index		
				10dB through	R-TV-SAT terminal	R-TV 2xSAT
GPT R-TV	White	6	0,6	2661-00	2653-00	2660-00
	Cream			2661-01	2653-01	2660-01
	Silver			2661-06	2653-06	2660-06
	Graphite			2661-08	2653-08	2660-08

NORM: PN-EN-50083-1:2002
Degree of protection IP20
External dimensions with frame: 86 mm x 86 mm



VOLANTE SOCKET R-TV TERMINAL, RTV ENDING

Type	Color	Pack. pc.	Weight kg/pack kit.	Index	
				terminal	ending
GPT R-TV	White	6	0,7	2652-00	2662-00
	Cream			2652-01	2662-01
	Silver			2652-06	2662-06
	Graphite			2652-08	2662-08

NORM: PN-EN-50083-1:2002
Degree of protection IP20
External dimensions with frame: 86 mm x 86 mm

VOLANTE



VOLANTE SOCKET SPEAKER

Type	Color	Pack. pc.	Weight kg/pack kit.	Index
GPT speaker	White	6	0,7	2657-00
	Cream			2657-01
	Silver			2657-06
	Graphite			2657-08

NORM: PN-EN-50083-1:2002
 Degree of protection IP20
 External dimensions with frame: 86 mm x 86 mm

VOLANTE SOCKET DOUBLE SPEAKER

Type	Color	Pack. pc.	Weight kg/pack kit.	Index
GPT 2xspeaker	White	6	0,7	2658-00
	Cream			2658-01
	Silver			2658-06
	Graphite			2658-08

NORM: PN-EN-50083-1:2002
 Degree of protection IP20
 External dimensions with frame: 86 mm x 86 mm

VOLANTE



VOLANTE UNIVERSAL FRAME SINGLE

Type	Color	Pack. pc.	Weight kg/pack kit.	Index
Frame	White	50		2671-00
	Cream			2671-01
	Silver			2671-06
	Graphite			2671-08

NORM: PN-IEC 60884-2-2:2012
Degree of protection IP20
External dimension: 86 mm x 86 mm



VOLANTE UNIVERSAL FRAME DOUBLE

Type	Color	Pack. pc.	Weight kg/pack kit.	Index
Frame double	White	25		2672-00
	Cream			2672-01
	Silver			2672-06
	Graphite			2672-08

NORM: PN-IEC 60884-2-2:2012
Degree of protection IP20
External dimension: 86 mm x 157 mm



VOLANTE UNIVERSAL FRAME TRIPLE

Type	Color	Pack. pc.	Weight kg/pack kit.	Index
Frame triple	White	20		2673-00
	Cream			2673-01
	Silver			2673-06
	Graphite			2673-08

NORM: PN-IEC 60884-2-2:2012
Degree of protection IP20
External dimension: 86 mm x 229mm



VOLANTE UNIVERSAL FRAME FOURFOLD

Type	Color	Pack. pc.	Weight kg/pack kit.	Index
Frame fourfold	White	15		2674-00
	Cream			2674-01
	Silver			2674-06
	Graphite			2674-08

NORM: PN-IEC 60884-2-2:2012
Degree of protection IP20
External dimension: 86 mm x 300 mm



VOLANTE UNIVERSAL FRAME FIVEFOLD

Type	Color	Pack. pc.	Weight kg/pack kit.	Index
Frame fivefold	White	5		2675-00
	Cream			2675-01
	Silver			2675-06
	Graphite			2675-08

NORM: PN-IEC 60884-2-2:2012
Degree of protection IP20
External dimension: 86 mm x 371 mm

GLASS



VOLANTE FRAME 1X GLASS

Type	Color	Pack. pc.	Weight kg/pack kit.	Index
Frame 1x	Black	1		2671-61
	White			2671-62
	Strawberry			2671-67

NORM: PN-IEC 60884-2-2:2012
Degree of protection IP20
External dimension: 89 mm x 89 mm

GLASS



VOLANTE FRAME 2X GLASS

Type	Color	Pack. pc.	Weight kg/pack kit.	Index
Frame 2x	Black	1		2672-61
	White			2672-62
	Strawberry			2672-67

NORM: PN-IEC 60884-2-2:2012
Degree of protection IP20
External dimension: 89 mm x 160 mm

GLASS



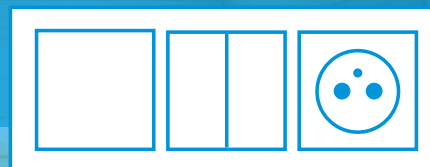
VOLANTE FRAME 3X GLASS

Type	Color	Pack. pc.	Weight kg/pack kit.	Index
Frame 3x	Black	1		2673-61
	White			2673-62
	Strawberry			2673-67

NORM: PN-IEC 60884-2-2:2012
Degree of protection IP20
External dimension: 89 mm x 231 mm

Volante


FRAME SERIES




Glass frames multiple universal




Perfection in it's **simplicity**





white




silver



graphite

Frames serie LORENTE


- WIDE COLOURS PALLETE
- DIMMER LED
- FRAMES GLASS
- BACKLIGHT SWITCHES
- FRAME SERIES
- SOCKETS PC, TEL, TV-SAT



LORENTE SWITCH FLUSH MOUNTED 1-POLE

Type	Color	Pack. pc.	Weight kg/pack kit.	Index
ŁPT-1 pole	White	10	1,0	3010-00
	Silver			3010-06
	Graphite			3010-08


NORM: PN-EN-60669-1:2006
 Switching on one light source or one group of light sources.
 Switches: 10A/250V~self-terminals
 Degree of protection IP20
 External dimensions with frame: 85 mm x 85 mm



LORENTE SWITCH FLUSH MOUNTED 1-POLE WITH BACKLIGHT

Type	Color	Pack. pc.	Weight kg/pack kit.	Index
ŁPT 1-pole with backlight	White	10	1,0	3023-00
	Silver			3023-06
	Graphite			3023-08

NORM: PN-EN-60669-1:2006
 Switching on one light source or one group of light sources.
 Switches: 10A/250V~self-terminals
 Degree of protection IP20
 External dimensions with frame: 85 mm x 85 mm



LORENTE SWITCH FLUSH MOUNTED CANDLESTICK

Type	Color	Pack. pc.	Weight kg/pack kit.	Index
ŁPT candlestick	White	10	1,0	3011-00
	Silver			3011-06
	Graphite			3011-08


NORM: PN-EN-60669-1:2006
 Switches: 10A/250V~self-terminals
 Degree of protection IP20
 External dimensions with frame: 85 mm x 85 mm



LORENTE SWITCH FLUSH MOUNTED CANDLESTICK WITH BACKLIGHT

Type	Color	Pack. pc.	Weight kg/pack kit.	Index
ŁPT candlestick with backlight	White	10	1,0	3024-00
	Silver			3024-06
	Graphite			3024-08


NORM: PN-EN-60669-1:2006
 Switches: 10A/250V~self-terminals
 Degree of protection IP20
 External dimensions with frame: 85 mm x 85 mm



LORENTE SWITCH FLUSH MOUNTED TWO WAY

Type	Color	Pack. pc.	Weight kg/pack kit.	Index
ŁPT two way	White	10	1,0	3012-00
	Silver			3012-06
	Graphite			3012-08


NORM: PN-EN-60669-1:2006
 Switching on one light source or one group of light sources.
 Switches: 10A/250V~self-terminals
 Degree of protection IP20
 External dimensions with frame: 85 mm x 85 mm



LORENTE SWITCH FLUSH MOUNTED TWO WAY WITH BACKLIGHT

Type	Color	Pack. pc.	Weight kg/pack kit.	Index
ŁPT two way with backlight	White	10	1,0	3025-00
	Silver			3025-06
	Graphite			3025-08


NORM: PN-EN-60669-1:2006
 Switching on one light source or one group of light sources.
 Switches: 10A/250V~self-terminals
 Degree of protection IP20
 External dimensions with frame: 85 mm x 85 mm



LORENTE SWITCH FLUSH MOUNTED DOUBLE TWO WAY

Type	Color	Pack. pc.	Weight kg/pack kit.	Index
ŁPT 2x two way	White	10	0,6	3018-00
	Silver			3018-06
	Graphite			3018-08


NORM: PN-EN-60669-1:2006
 Switching on one light source or one group of light sources.
 Switches: 10A/250V~self-terminals
 Degree of protection IP20
 External dimensions with frame: 85 mm x 85 mm



LORENTE SWITCH FLUSH MOUNTED PUSH „LIGHT”

Type	Color	Pack. pc.	Weight kg/pack kit.	Index
ŁPT push „light”	White	10	0,6	3013-00
	Silver			3013-06
	Graphite			3013-08


NORM: PN-EN-60669-1:2006
 Switching on one light source or one group of light sources.
 Switches: 10A/250V~self-terminals
 Degree of protection IP20
 External dimensions with frame: 85 mm x 85 mm



LORENTE SWITCH FLUSH MOUNTED PUSH „LIGHT” WITH BACKLIGHT

Type	Color	Pack. pc.	Weight kg/pack kit.	Index
ŁPT push „light” with backlight	White	10	0,6	3026-00
	Silver			3026-06
	Graphite			3026-08

NORM: PN-EN-60669-1:2006
 Switching on one light source or one group of light sources.
 Switches: 10A/250V~self-terminals
 Degree of protection IP20
 External dimensions with frame: 85 mm x 85 mm




LORENTE SWITCH FLUSH MOUNTED PUSH „BELL”

Type	Color	Pack. pc.	Weight kg/pack kit.	Index
ŁPT push „bell”	White	6	0,6	3014-00
	Silver			3014-06
	Graphite			3014-08

NORM: PN-EN-60669-1:2006
 Switching on one light source or one group of light sources.
 Switches: 10A/250V~self-terminals
 Degree of protection IP20
 External dimensions with frame: 85 mm x 85 mm


LORENTE



LORENTE SWITCH FLUSH MOUNTED PUSH „BELL” WITH BACKLIGHT

Type	Color	Pack. pc.	Weight kg/pack kit.	Index
ŁPT push „bell” with backlight	White	6	0,6	3027-00
	Silver			3027-06
	Graphite			3027-08


NORM: PN-EN-60669-1:2006
 Switching on one light source or one group of light sources.
 Switches: 10A/250V~self-terminals
 Degree of protection IP20
 External dimensions with frame: 85 mm x 85 mm



LORENTE SWITCH FLUSH MOUNTED CROSSED

Type	Color	Pack. pc.	Weight kg/pack kit.	Index
ŁPT crossed	White	6	0,6	3015-00
	Silver			3015-06
	Graphite			3015-08

NORM: PN-EN-60669-1:2006
 Switching on one light source or one group of light sources.
 Switches: 10A/250V~self-terminals
 Degree of protection IP20
 External dimensions with frame: 85 mm x 85 mm



LORENTE SWITCH FLUSH MOUNTED CROSSED WITH BACKLIGHT

Type	Color	Pack. pc.	Weight kg/pack kit.	Index
ŁPT crossed with backlight	White	6	0,6	3028-00
	Silver			3028-06
	Graphite			3028-08

NORM: PN-EN-60669-1:2006
 Switching on one light source or one group of light sources.
 Switches: 10A/250V~self-terminals
 Degree of protection IP20
 External dimensions with frame: 85 mm x 85 mm



LORENTE SOCKET WITH GROUNDING

Type	Color	Pack. pc.	Weight kg/pack kit.	Index
GPT 2P+Z	White	10	1,2	3033-00
	Silver			3033-06
	Graphite			3033-08

NORM: PN-EN-60669-1:2006
 Degree of protection IP20
 Sockets: 16A/230V~ screw terminals
 External dimensions with frame: 85 mm x 85 mm



LORENTE SOCKET WITHOUT GROUNDING

Type	Color	Pack. pc.	Weight kg/pack kit.	Index
GPT 2P	White	10	1,2	3031-00
	Silver			3031-06
	Graphite			3031-08

NORM: PN-EN-60669-1:2006
 Degree of protection IP20
 Sockets: 16A/230V~ screw terminals
 External dimensions with frame: 85 mm x 85 mm

IP44



LORENTE SOCKET WITH GROUNDING IP44

Type	Color	Pack. pc.	Weight kg/pack kit.	Index
GPT 2P+Z	White	10	1,2	3036-00
	Silver			3036-06
	Graphite			3036-08

NORM: PN-EN-60669-1:2006
 Degree of protection IP44
 Sockets: 16A/230V~ screw terminals
 External dimensions with frame: 85 mm x 85 mm



LORENTE SOCKET DOUBLE MODULAR WITH GROUNDING

Type	Color	Pack. pc.	Weight kg/pack kit.	Index
GPT 2x2P+Z	White	10	1,3	3043-00
	Silver			3043-06
	Graphite			3043-08

NORM: PN-EN-60669-1:2006
 Socket modular for multiple frame.
 Sockets: 16A/230V~ screw terminals
 Degree of protection IP20
 External dimensions with frame: 85 mm x 85 mm



LORENTE SOCKET DOUBLE MODULAR WITHOUT GROUNDING

Type	Color	Pack. pc.	Weight kg/pack kit.	Index
GPT 2x2P	White	10	1,3	3044-00
	Silver			3044-06
	Graphite			3044-08

NORM: PN-EN-60669-1:2006
 Socket modular for multiple frame.
 Sockets: 16A/230V~ screw terminals
 Degree of protection IP20
 External dimensions with frame: 85 mm x 85 mm

LORENTE

*ATTENTION - Product indexes given in the version without a frame.



LORENTE SOCKET DOUBLE WITH GROUNDING

Type	Color	Pack. pc.	Weight kg/pack kit.	Index
GPT 2x2P+Z	White	10	1,3	3035-00
	Silver			3035-06
	Graphite			3035-08

NORM: PN-EN-60669-1:2006
 Sockets: 16A/230V~ screw terminals
 Degree of protection IP20
 External dimensions with frame: 85 mm x 113 mm



LORENTE SOCKET DOUBLE WITHOUT GROUNDING

Type	Color	Pack. pc.	Weight kg/pack kit.	Index
GPT 2x2P	White	10	1,3	3041-00
	Silver			3041-06
	Graphite			3041-08

NORM: PN-EN-60669-1:2006
 Sockets: 16A/230V~ screw terminals
 Degree of protection IP20
 External dimensions with frame: 85 mm x 113 mm



LORENTE SOCKET TV F-F

Type	Color	Pack. pc.	Weight kg/pack kit.	Index
GPT 2xTV TYP FF	White	6	0,6	3087-00
	Silver			3087-06
	Graphite			3087-08

NORM: PN-EN-50083-1:2002
 Sockets: 16A/230V~ screw terminals
 Degree of protection IP20
 External dimensions with frame: 85 mm x 85 mm



LORENTE UNIVERSAL FRAME SINGLE

Type	Color	Pack. pc.	Weight kg/pack kit.	Index
R1	White	6	0,6	3071-00
	Silver			3071-06
	Graphite			3071-08

External dimensions with frame: 85 mm x 85 mm



LORENTE UNIVERSAL FRAME DOUBLE

Type	Color	Pack. pc.	Weight kg/pack kit.	Index
R2	White	6	0,6	3072-00
	Silver			3072-06
	Graphite			3072-08

External dimensions with frame: 85 mm x 85 mm



LORENTE UNIVERSAL FRAME TRIPLE


Type	Color	Pack. pc.	Weight kg/pack kit.	Index
R3	White	6	0,6	3073-00
	Silver			3073-06
	Graphite			3073-08

External dimensions with frame: 85 mm x 85 mm


LORENTE



white



silver



graphite

Universal multiple frames

possible configuration till 3 mod vertical and horizontal

- due to symmetric frame construction possible to assembly vertical and horizontal
- Lorente serie brings range 1-3 frames

LORENTE



3071-00
Frame 1x
white



3072-00
Frame 2x
white



3073-00
Frame 3x
white





white



cream



silver



graphite



wenge

CARLA™ switches and sockets flush mounted serie is dedicated to residential and public area. Due to multiple modular frame system Carla allows cover many applications till 5 mod. For example into 5 x frame is possible to assembly 3 sockets with grounding, computer socket and TV SAT socket. Multiple sockets are universal so assembly vertical and horizontal is possible. We used the same reliable mechanism system based on click connect in series QUATTRO and SENTIA ensures compatibility. Further we also have vast range special application sockets that increased serie applications.

In our offer program you can find switches flush mounted, two ways, double two ways, push, jalousie, single socket, double sockets, data sockets, AUDIO and R, TV SAT type.

Design **CARLA™** provides ascetic elegance. Products available into two classic colors white and cream. All serie is classified in middle low shelf price so is available for each customer. Next to esthetic attributes very important issue is technical area which allows safe and reliable assembly. Carla ensures high class product parameters that allows to meet product long safe use.



CARLA

CARLA SWITCH FLUSH MOUNTED 1-POLE

Type	Color	Pack. pc.	Weight kg/pack kit.	Index
ŁPT-1 pole	White	10	1,0	1710-10
	Cream			1710-11
	Silver			1710-16
	Graphite			1710-18

NORM: PN-EN-60669-1:2006
 Switching on one light source or one group of light sources.
 Switches: 10A/250V~self-terminals
 Degree of protection IP20
 External dimensions with frame: 85 mm x 85 mm

CARLA SWITCH FLUSH MOUNTED 1-POLE WITH BACKLIGHT

Type	Color	Pack. pc.	Weight kg/pack kit.	Index
ŁPT 1-pole with backlight	White	10	1,0	1723-10
	Cream			1723-11
	Silver			1723-16
	Graphite			1723-18

NORM: PN-EN-60669-1:2006
 Switching on one light source or one group of light sources.
 Switches: 10A/250V~self-terminals
 Degree of protection IP20
 External dimensions with frame: 82 mm x 82 mm

CARLA SWITCH FLUSH MOUNTED CANDLESTICK

Type	Color	Pack. pc.	Weight kg/pack kit.	Index
ŁPT candlestick	White	10	1,0	1711-10
	Cream			1711-11
	Silver			1711-16
	Graphite			1711-18

NORM: PN-EN-60669-1:2006
 Switches: 10A/250V~self-terminals
 Degree of protection IP20
 External dimensions with frame: 82 mm x 82 mm

CARLA SWITCH FLUSH MOUNTED CANDLESTICK WITH BACKLIGHT

Type	Color	Pack. pc.	Weight kg/pack kit.	Index
ŁPT candlestick with backlight	White	10	1,0	1724-10
	Cream			1724-11
	Silver			1724-16
	Graphite			1724-18

NORM: PN-EN-60669-1:2006
 Switches: 10A/250V~self-terminals
 Degree of protection IP20
 External dimensions with frame: 82 mm x 82 mm

CARLA SWITCH FLUSH MOUNTED TWO WAY

Type	Color	Pack. pc.	Weight kg/pack kit.	Index
ŁPT two way	White	10	1,0	1712-10
	Cream			1712-11
	Silver			1712-16
	Graphite			1712-18

NORM: PN-EN-60669-1:2006
 Switching on one light source or one group of light sources.
 Switches: 10A/250V~self-terminals
 Degree of protection IP20
 External dimensions with frame: 82 mm x 82 mm

* **ATTENTION** - Product indexes given in the version without a frame



CARLA SWITCH FLUSH MOUNTED TWO WAY WITH BACKLIGHT

Type	Color	Pack. pc.	Weight kg/pack kit.	Index
ŁPT two way with backlight	White	10	1,0	1725-10
	Cream			1725-11
	Silver			1725-16
	Graphite			1725-18

NORM: PN-EN-60669-1:2006
Switching on one light source or one group of light sources.
Switches: 10A/250V~self-terminals
Degree of protection IP20
External dimensions with frame: 82 mm x 82 mm



CARLA SWITCH FLUSH MOUNTED DOUBLE TWO WAY

Type	Color	Pack. pc.	Weight kg/pack kit.	Index
ŁPT 2x two way	White	10	0,6	1718-10
	Cream			1718-11
	Silver			1718-16
	Graphite			1718-18

NORM: PN-EN-60669-1:2006
Switching on one light source or one group of light sources.
Switches: 10A/250V~self-terminals
Degree of protection IP20
External dimensions with frame: 82 mm x 82 mm



CARLA SWITCH FLUSH MOUNTED PUSH „LIGHT”

Type	Color	Pack. pc.	Weight kg/pack kit.	Index
ŁPT push „light”	White	10	0,6	1713-10
	Cream			1713-11
	Silver			1713-16
	Graphite			1713-18

NORM: PN-EN-60669-1:2006
Switching on one light source or one group of light sources.
Switches: 10A/250V~self-terminals
Degree of protection IP20
External dimensions with frame: 82 mm x 82 mm



CARLA SWITCH FLUSH MOUNTED PUSH „LIGHT” WITH BACKLIGHT

Type	Color	Pack. pc.	Weight kg/pack kit.	Index
ŁPT push „light” with backlight	White	10	0,6	1726-10
	Cream			1726-11
	Silver			1726-16
	Graphite			1726-18

NORM: PN-EN-60669-1:2006
Switching on one light source or one group of light sources.
Switches: 10A/250V~self-terminals
Degree of protection IP20
External dimensions with frame: 82 mm x 82 mm



CARLA SWITCH FLUSH MOUNTED PUSH „BELL”

Type	Color	Pack. pc.	Weight kg/pack kit.	Index
ŁPT push „bell”	White	10	0,6	1714-10
	Cream			1714-11
	Silver			1714-16
	Graphite			1714-18

NORM: PN-EN-60669-1:2006
Switching on one light source or one group of light sources.
Switches: 10A/250V~self-terminals
Degree of protection IP20
External dimensions with frame: 82 mm x 82 mm

CARLA



CARLA SWITCH FLUSH MOUNTED PUSH „BELL” WITH BACKLIGHT

Type	Color	Pack. pc.	Weight kg/pack kit.	Index
ŁPT push „bell” with backlight	White	10	0,6	1727-10
	Cream			1727-11
	Silver			1727-16
	Graphite			1727-18

NORM: PN-EN-60669-1:2006
Switching on one light source or one group of light sources.
Switches: 10A/250V-self-terminals
Degree of protection IP20
External dimensions with frame: 82 mm x 82 mm



CARLA SWITCH FLUSH MOUNTED CROSSED

Type	Color	Pack. pc.	Weight kg/pack kit.	Index
ŁPT crossed	White	10	0,6	1715-10
	Cream			1715-11
	Silver			1715-16
	Graphite			1715-18

NORM: PN-EN-60669-1:2006
Switching on one light source or one group of light sources.
Switches: 10A/250V-self-terminals
Degree of protection IP20
External dimensions with frame: 82 mm x 82 mm



CARLA SWITCH FLUSH MOUNTED CROSSED WITH BACKLIGHT

Type	Color	Pack. pc.	Weight kg/pack kit.	Index
ŁPT crossed with backlight	White	10	0,6	1728-10
	Cream			1728-11
	Silver			1728-16
	Graphite			1728-18

NORM: PN-EN-60669-1:2006
Switching on one light source or one group of light sources.
Switches: 10A/250V-self-terminals
Degree of protection IP20
External dimensions with frame: 82 mm x 82 mm



CARLA SWITCH FLUSH MOUNTED BLIND

Type	Color	Pack. pc.	Weight kg/pack kit.	Index
ŁPT blind	White	10	0,6	1716-10
	Cream			1716-11
	Silver			1716-16
	Graphite			1716-18

NORM: PN-EN-60669-1:2006
Switching on one light source or one group of light sources.
Switches: 10A/250V-self-terminals
Degree of protection IP20
External dimensions with frame: 82 mm x 82 mm

CARLA



CARLA DIMMER 400 W

Type	Color	Pack. pc.	Weight kg/pack kit.	Index
SPT dimmer 400W	White	10	0,75	1717-10
	Cream			1717-11
	Silver			1717-16
	Graphite			1717-18

NORM: PN-EN-60669-1:2006
Switching on one light source or one group of light sources.
Switches: 10A/250V-self-terminals
Degree of protection IP 20, also available in the LED index 1707-xx version.
External dimensions with frame: 82 mm x 82 mm

CARLA • SWITCHES FLUSH MOUNTED



CARLA MASK

Type	Color	Pack. pc.	Weight kg/pack kit.	Index
Mask	White	10	0,57	1770-10
	Cream			1770-11
	Silver			1770-16
	Graphite			1770-18

NORM: PN-EN-60669-1:2006
 Degree of protection IP20
 External dimensions with frame: 82 mm x 82 mm



CARLA SOCKET WITH GROUNDING

Type	Color	Pack. pc.	Weight kg/pack kit.	Index
GPT 2P+Z	White	10	1,2	1733-10
	Cream			1733-11
	Silver			1733-16
	Graphite			1733-18

NORM: PN-EN-60669-1:2006
Sockets: 16A/230V~ screw terminals
Degree of protection IP20
External dimensions with frame: 82 mm x 82 mm



CARLA SOCKET

Type	Color	Pack. pc.	Weight kg/pack kit.	Index
GPT 2P	White	10	1,2	1731-10
	Cream			1731-11
	Silver			1731-16
	Graphite			1731-18

NORM: PN-EN-60669-1:2006
Sockets: 16A/230V~ screw terminals
Degree of protection IP20
External dimensions with frame: 82 mm x 82 mm



CARLA SOCKET MODULAR WITH GROUNDING

Type	Color	Pack. pc.	Weight kg/pack kit.	Index
GPT 2x2P+Z	White	10	1,3	1743-10
	Cream			1743-11
	Silver			1743-16
	Graphite			1743-18

NORM: PN-EN-60669-1:2006
Sockets: 16A/230V~ screw terminals
Socket modular for multiple frame.
Degree of protection IP20
External dimensions with frame: 82 mm x 82 mm



CARLA SOCKET MODULAR

Type	Color	Pack. pc.	Weight kg/pack kit.	Index
GPT 2x2P	White	10	1,3	1744-10
	Cream			1744-11
	Silver			1744-16
	Graphite			1744-18

NORM: PN-EN-60669-1:2006
Sockets: 16A/230V~ screw terminals
Socket modular for multiple frame.
Degree of protection IP20
External dimensions with frame: 82 mm x 82 mm



CARLA SOCKET WITH GROUNDING WITH PRINT „DATA”

Type	Color	Pack. pc.	Weight kg/pack kit.	Index
GPT 2P+Z „DATA”	Red	10	1,2	1742-10

NORM: PN-EN-60669-1:2006
Sockets: 16A/230V~ screw terminals
Degree of protection IP20
External dimensions with frame: 82 mm x 82 mm

CARLA

* ATTENTION - Product indexes given in the version without a frame



CARLA SOCKET WITH GROUNDING SCHUKO

Type	Color	Pack. pc.	Weight kg/pack kit.	Index
GPT 2P+Z schuko	White	10	1,2	1737-10
	Cream			1737-11
	Silver			1737-16
	Graphite			1737-18

NORM: PN-EN-60669-1:2006
Sockets: 16A/230V~ screw terminals
Degree of protection IP20
External dimensions with frame: 82 mm x 82 mm



CARLA SOCKET DOUBLE WITH GROUNDING

Type	Color	Pack. pc.	Weight kg/pack kit.	Index
GPT 2x2P+Z	White	10	1,3	1735-00
	Cream			1735-01
	Silver			1735-06
	Grafit			1735-08

NORM: PN-EN-60669-1:2006
Sockets: 16A/230V~ screw terminals
Degree of protection IP20
External dimensions with frame: 82 mm x 113 mm



CARLA SOCKET DOUBLE

Type	Color	Pack. pc.	Weight kg/pack kit.	Index
GPT 2x2P	White	10	1,3	1741-00
	Cream			1741-01
	Silver			1741-06
	Graphite			1741-08

NORM: PN-EN-60669-1:2006
Sockets: 16A/230V~ screw terminals
Degree of protection IP20
External dimensions with frame: 82 mm x 113 mm



CARLA SOCKET WITH GROUNDING IP44

Type	Color	Pack. pc.	Weight kg/pack kit.	Index
GPT 2P+Z	White	10	1,2	1736-10
	Cream			1736-11
	Silver			1736-16
	Graphite			1736-18

NORM: PN-EN-60669-1:2006
Sockets: 16A/230V~ screw terminals
Degree of protection IP44
External dimensions with frame: 82 mm x 82 mm



CARLA SOCKET WITH GROUNDING IP44 SMOKE

Type	Color	Pack. pc.	Weight kg/pack kit.	Index
GPT 2P+Z	White	10	1,2	1766-10
	Cream			1766-11
	Silver			1766-16
	Graphite			1766-08

NORM: PN-EN-60669-1:2006
Sockets: 16A/230V~ screw terminals
Degree of protection IP44
External dimensions with frame: 82 mm x 82 mm

CARLA



CARLA GASKET FOR SWITCH FLUSH MOUNTED AND SOCKETS IP44

Type	Color	Pack.	Weight	Index
		pc.	kg/pack kit.	
gasket	Transp.	10	0,042	173603-00

NORM: PN-EN-60669-1:2006
 Degree of protection IP44
 External dimensions with frame: 82 mm x 82 mm



CARLA SOCKET TELEPHONE

Type	Color	Pack.	Weight	Index
		pc.	kg/pack kit.	
GPT RJ11	White	10	0,6	1750-10
	Cream			1750-11
	Silver			1750-16
	Graphite			1750-18

NORM: PN-IEC 60884-2-2:2012
 Degree of protection IP20
 External dimensions with frame: 82 mm x 82 mm



CARLA SOCKET DOUBLE TELEPHONE

Type	Color	Pack.	Weight	Index
		pc.	kg/pack kit.	
GPT 2x RJ11	White	10	0,6	1751-10
	Cream			1751-11
	Silver			1751-16
	Graphite			1751-18

NORM: PN-IEC 60884-2-2:2012
 Degree of protection IP20
 External dimensions with frame: 82 mm x 82 mm



CARLA SOCKET COMPUTER

Type	Color	Pack.	Weight	Index
		pc.	kg/pack kit.	
GPT RJ45	White	10	0,6	1748-10
	Cream			1748-11
	Silver			1748-16
	Graphite			1748-18

NORM: PN-IEC 60884-2-2:2012
 Degree of protection IP20
 External dimensions with frame: 82 mm x 82 mm



CARLA SOCKET DOUBLE COMPUTER

Type	Color	Pack.	Weight	Index
		pc.	kg/pack kit.	
GPT 2xRJ45	White	10	0,6	1749-10
	Cream			1749-11
	Silver			1749-16
	Graphite			1749-18

NORM: PN-IEC 60884-2-2:2012
 Degree of protection IP20
 External dimensions with frame: 82 mm x 82 mm

CARLA

* ATTENTION - Product indexes given in the version without a frame



CARLA SOCKET TV F-F

Type	Color	Pack. pc.	Weight kg/pack kit.	Index		
				10dB	14dB	16dB
GN TV F-F	White	10	0,6	1786-10		
	Cream			1786-11		
	Silver			1786-16		
	Graphite			1786-18		

NORM: PN-EN-50083-1:2002
Degree of protection IP20
External dimensions with frame: 82 mm x 82 mm



CARLA SOCKET DOUBLE TV F-F

Type	Color	Pack. pc.	Weight kg/pack kit.	Index		
				10dB	14dB	16dB
GN TV 2x F-F	White	10	0,6	1787-10		
	Cream			1787-11		
	Silver			1787-16		
	Graphite			1787-18		

NORM: PN-EN-50083-1:2002
Degree of protection IP20
External dimensions with frame: 82 mm x 82 mm



CARLA SOCKET R-TV 10DB, 14DB, 16DB

Type	Color	Pack. pc.	Weight kg/pack kit.	Index		
				10dB	14dB	16dB
GPT R-TV	White	10	0,7	1754-10	1755-10	1756-10
	Cream			1754-11	1755-11	1756-11
	Silver			1754-16	1755-16	1756-16
	Graphite			1754-18	1755-18	1756-18

NORM: PN-EN-50083-1:2002
Degree of protection IP20
External dimensions with frame: 82 mm x 82 mm



CARLA SOCKET R-TV 10DB THROUGH, R-TV-SAT TERMINAL, R-TV 2XSAT

Type	Color	Pack. pc.	Weight kg/pack kit.	Index		
				10dB through	R-TV-SAT terminal	R-TV 2xSAT
GPT R-TV	White	10	0,6	1761-10	1753-10	1760-10
	Cream			1761-11	1753-11	1760-11
	Silver			1761-16	1753-16	1760-16
	Graphite			1761-18	1753-18	1760-18

NORM: PN-EN-50083-1:2002
Degree of protection IP20
External dimensions with frame: 82 mm x 82 mm



CARLA SOCKET R-TV TERMINAL, RTV ENDING

Type	Color	Pack. pc.	Weight kg/pack kit.	Index	
				terminal	ending
GPT R-TV	White	10	0,7	1752-10	1762-10
	Cream			1752-11	1762-11
	Silver			1752-16	1762-16
	Graphite			1752-18	1762-18

NORM: PN-EN-50083-1:2002
Degree of protection IP20
External dimensions with frame: 82 mm x 82 mm

CARLA

* **ATTENTION** - Product indexes given in the version without a frame



CARLA SOCKET SPEAKER

Type	Color	Pack. pc.	Weight kg/pack kit.	Index
GPT speaker	White	10	0,7	1757-10
	Cream			1757-11
	Silver			1757-16
	Graphite			1757-18

NORM: PN-EN-50083-1:2002
Degree of protection IP20
External dimensions with frame: 82 mm x 82 mm



CARLA SOCKET DOUBLE SPEAKER

Type	Color	Pack. pc.	Weight kg/pack kit.	Index
GPT 2xspeaker	White	10	0,7	1758-10
	Cream			1758-11
	Silver			1758-16
	Graphite			1758-18

NORM: PN-EN-50083-1:2002
Degree of protection IP20
External dimensions with frame: 82 mm x 82 mm



CARLA UNIVERSAL FRAME SINGLE

Type	Color	Pack. pc.	Weight kg/100pc.	Index
R1	White	50	0,72	1771-00
	Cream			1771-01
	Silver			1771-06
	Wenge			1771-34
	Graphite			1771-08

External dimensions: 82 mm x 82 mm



CARLA UNIVERSAL FRAME DOUBLE

Type	Color	Pack. pc.	Weight kg/100 pc.	Index
R2	White	25	0,6	1772-00
	Cream			1772-01
	Silver			1772-06
	Wenge			1772-34
	Graphite			1772-08

External dimensions: 82 mm x 153 mm



CARLA UNIVERSAL FRAME TRIPLE

Type	Color	Pack. pc.	Weight kg/100 pc.	Index
R3	White	20	0,7	1773-00
	Cream			1773-01
	Silver			1773-06
	Wenge			1773-34
	Graphite			1773-08

External dimensions: 82 mm x 224 mm



CARLA UNIVERSAL FRAME FOURFOLD

Type	Color	Pack. pc.	Weight kg/100 pc.	Index
R4	White	15	0,7	1774-00
	Cream			1774-01
	Silver			1774-06
	Wenge			1774-34
	Graphite			1774-08

External dimensions: 82 mm x 296 mm



CARLA UNIVERSAL FRAME FIVEFOLD

Type	Color	Pack. pc.	Weight kg/100 pc.	Index
R5	White	10	0,6	1775-00
	Cream			1775-01
	Silver			1775-06
	Wenge			1775-34
	Graphite			1775-08

External dimensions: 82 mm x 367 mm

CARLA


* ATTENTION - Product indexes given in the version without a frame



white



cream



silver



wenge

Universal multiple frames

possible configuration till 3 mod vertical and horizontal

- due to symmetric frame construction possible to assembly vertical and horizontal
- CARLA serie brings range 1-3 frames



82 x 82 mm

1771-00
Frame 1x
white



82 x 154 mm

1772-00
Frame 2x
white



82 x 225 mm

1773-00
Frame 3x
white



82 x 296 mm

1774-00
Frame 4x
white



82 x 367 mm

1775-00
Frame 5x
white

INDEX LIST

1

Symbols

0101-00 90
 0102-00 90
 0103-00 90
 0109-00 90
 0111-00 91
 0112-00 91
 0113-00 91
 0201-00 106
 0201-0N 108
 0202-00 112
 0202-02 113
 0204-00 106
 0204-0N 108
 0205-00 112
 0206-50 110
 0206-51 110
 0207-00 112
 0209-00 106
 0209-0N 108
 0210-00 107
 0210-0N 109
 0211-00 124
 0212-00 124
 0213-00 124
 0214-00 124
 0215-00 118
 0217-00 119
 0220-00 106
 0220-0N 108
 0221-00 118
 0221-04 118
 0222-00 118
 0222-04 118
 0223-00 118
 0223-04 118
 0224-00 118
 0224-04 118
 0225-00 124
 0226-00 125
 0226-01 125
 0226-02 125
 0226-04 125

2

0226-05 125
 0226-10 125
 0226-11 125
 0226-41 125
 0226-60 125
 0226-61 125
 0227-00 120
 0227-04 120
 0227-10 120
 0227-14 120
 0228-00 120
 0228-04 120
 0228-10 120
 0228-14 120
 0229-00 126
 0230-00 126
 0231-00 121
 0231-04 121
 0232-00 121
 0232-04 121
 0233-00 119
 0233-01 119
 0233-02 119
 0233-14 119
 0233-24 119
 0234-00 107
 0234-0N 109
 0235-00 107
 0235-0N 109
 0236-00 124
 0236-02 124
 0237-00 106
 0238-01 120
 0238-14 120
 0240-00 117
 0240-04 117
 0241-00 117
 0241-04 117
 0242-00 117
 0242-04 117
 0242-10 117
 0242-14 117
 0243-00 117

3

0243-04 117
 0243-10 121
 0244-00 121
 0245-00 117
 0245-04 117
 0250-00 118
 0250-04 118
 0251-00 119
 0251-04 119
 0252-00 119
 0252-04 119
 0253-00 121
 0253-10 126
 0253-20 126
 0253-30 121
 0260-00 115
 0260-0N 115
 0260-01 115
 0260-03 61
 0261-00 115
 0261-0N 115
 0261-01 115
 0262-00 115
 0262-0N 115
 0262-01 115
 0263-01 116
 0264-01 116
 0265-01 116
 0266-00 116
 0267-01 116
 0281-00 110
 0281-01 110
 0282-00 110
 0283-00 110
 0284-00 111
 0284-01 111
 0285-00 111
 0285-01 111
 0286-00 107
 0286-0N 109
 0287-00 107
 0287-0N 109
 0288-00 107

4

0288-0N 109
 0290-00 122
 0290-01 122
 0290-04 122
 0290-06 122
 0290-41 122
 0290-61 122
 0290-80 122
 0290-81 122
 0295-00 123
 0296-00 123
 0297-00 123
 0321-01 185
 0321-02 186
 0321-05 187
 0321-06 188
 0322-01 185
 0322-02 186
 0322-05 187
 0322-06 188
 0323-01 185
 0323-02 186
 0323-05 187
 0323-06 188
 0324-01 189
 0324-02 190
 0324-05 191
 0324-06 192
 0325-01 189
 0325-02 190
 0325-05 191
 0325-06 192
 0326-01 189
 0326-02 190
 0326-05 191
 0326-06 192
 0327-11 193
 0327-12 193
 0327-13 193
 0327-14 193
 0327-21 193
 0331-01 179
 0331-02 176

5

0331-06 182
 0332-01 179
 0332-02 176
 0332-06 182
 0333-01 179
 0333-02 176
 0333-06 182
 0336-01 179
 0336-02 176
 0336-06 182
 0337-01 179
 0337-02 176
 0337-06 182
 0338-01 180
 0338-02 177
 0338-06 183
 0340-02 177
 0341-01 180
 0341-02 177
 0341-06 183
 0342-01 180
 0342-02 177
 0342-06 183
 0343-01 180
 0343-02 177
 0343-06 183
 0346-01 180
 0346-02 178
 0346-06 183
 0347-01 181
 0347-02 178
 0347-06 184
 0348-01 181
 0348-02 178
 0348-06 184
 0606-00 28
 0606-01 28
 0608-00 28
 0608-01 28
 0610-00 28
 0610-01 28
 0614-00 28
 0614-01 28

6

0640-00 28
 0640-01 28
 0680-00 32
 0680-01 32
 0681-00 32
 0681-01 32
 0682-00 32
 0682-01 32
 0684-00 32
 0684-01 32
 0685-00 32
 0685-01 32
 0688-00 42
 0688-01 42
 0688-02 42
 0689-00 42
 0689-01 42
 0689-02 42
 0690-00 42
 0690-01 42
 0690-02 42
 0691-00 42
 0691-02 42
 0692-00 42
 0692-01 42
 0692-02 42
 0920-00 94
 0920-01 94
 0921-00 94
 0921-01 94
 0922-00 94
 0922-01 94
 0924-00 94
 0924-01 94
 0930-00 156
 0931-00 156
 0932-00 156
 0933-00 156
 0934-00 156
 0940-00 155
 0940-01 155
 0940-02 155
 0940-03 155

INDEX LIST

7

0940-04 155
0951-00 154
0952-00 154
0953-00 154
0961-00 155
0962-00 155
0963-00 155
0965-00 154
0966-00 155
1001-00 194
1001-01 194
1001-10 194
1001-20 194
1002-00 194
1002-01 194
1002-10 194
1002-20 194
1003-00 194
1003-01 194
1003-10 194
1003-20 194
1004-00 194
1004-01 194
1004-10 194
1004-20 194
1005-00 194
1005-01 194
1005-10 194
1005-20 194
1006-00 194
1006-01 194
1006-10 194
1006-20 194
1021-00 195
1021-01 195
1021-10 195
1021-11 195
1021-20 195
1022-00 195
1022-01 195
1022-10 195
1022-11 195
1022-20 195

8

1023-00 195
1023-01 195
1023-10 195
1023-11 195
1023-20 195
1024-00 196
1024-01 196
1024-10 196
1024-11 196
1024-20 196
1025-00 196
1025-01 196
1025-10 196
1025-11 196
1025-20 196
1026-00 196
1026-01 196
1026-10 196
1026-11 196
1026-20 196
1201-10 164
1201-65 170
1202-10 164
1202-65 170
1203-10 164
1203-65 170
1204-10 164
1204-65 170
1205-10 164
1205-65 170
1206-10 165
1206-65 171
1207-10 165
1207-65 171
1208-10 165
1208-65 171
1241-10 167
1241-65 172
1242-10 167
1242-65 172
1243-10 167
1243-65 172
1244-10 168

9

1244-65 173
1245-10 168
1245-65 173
1246-10 168
1246-65 173
1247-10 169
1247-65 172
1249-10 169
1252-10 167
1252-65 172
1254-10 168
1254-65 173
1256-10 169
1256-65 172
1262-10 169
1280-10 169
1281-10 169
1401-10 221
1401-11 221
1401-19 221
1401-56 221
1403-10 221
1403-11 221
1403-19 221
1403-56 221
1404-10 221
1404-11 221
1404-19 221
1404-56 221
1410-10 218, 234
1410-11 218
1410-19 218
1410-56 218
1411-10 218
1411-11 218
1411-19 218
1411-56 218
1412-10 218
1412-11 218
1412-19 218
1412-56 218
1413-10 220
1413-11 220

10

1413-19 220
1413-56 220
1414-10 220
1414-11 220
1414-19 220
1414-56 220
1415-10 219
1415-11 219
1415-19 219
1415-56 219
1416-10 220
1416-11 220
1416-19 220
1416-56 220
1417-10 221
1417-11 221
1417-19 221
1417-56 221
1418-10 219
1418-11 219
1418-19 219
1418-56 219
1419-10 219
1419-11 219
1419-19 219
1419-56 219
1420-10 221
1420-11 221
1420-19 221
1420-56 221
1423-10 218
1423-11 218
1423-19 218
1423-56 218
1424-10 218
1424-11 218
1424-19 218
1424-56 218
1425-10 219
1425-11 219
1425-19 219
1425-56 219
1426-10 220

11

1426-11 220
1426-19 220
1426-56 220
1427-10 220
1427-11 220
1427-19 220
1427-56 220
1428-10 219
1428-11 219
1428-19 219
1428-56 219
1434-10 224, 234
1434-11 224
1434-19 224
1434-56 224
1436-10 225
1436-11 225
1436-19 225
1436-56 225
1437-10 226
1437-11 226
1437-19 226
1437-56 226
1438-00 226
1438-11 226
1438-19 226
1438-56 226
1439-10 226
1439-11 226
1439-19 226
1439-56 226
1440-10 224
1440-11 224
1440-19 224
1440-56 224
1442-10 224
1443-10 225
1443-11 225
1443-19 225
1443-56 225
1444-10 225
1444-11 225
1444-19 225

12

1444-56 225
1448-10 227
1448-11 227
1448-19 227
1448-56 227
1449-10 227
1449-11 227
1449-19 227
1449-56 227
1450-10 227
1450-11 227
1450-19 227
1450-56 227
1451-10 227
1451-11 227
1451-19 227
1451-56 227
1452-10 229
1452-11 229
1452-19 229
1452-56 229
1453-10 228
1453-11 228
1453-19 228
1453-56 228
1454-10 229
1454-11 229
1454-19 229
1454-56 229
1455-10 229
1455-11 229
1455-19 229
1455-56 229
1456-10 229
1456-11 229
1456-19 229
1456-56 229
1457-10 229
1457-11 229
1457-19 229
1457-56 229
1458-10 229
1458-11 229

INDEX LIST

13

1458-19 229
 1458-56 229
 1459-10 227
 1459-11 227
 1459-19 227
 1459-56 227
 1460-10 228
 1460-11 228
 1460-19 228
 1460-56 228
 1461-10 228
 1461-11 228
 1461-19 228
 1461-56 228
 1462-10 229
 1462-11 229
 1462-19 229
 1462-56 229
 1463-00 222
 1464-00 222
 1465-00 222
 1466-10 225
 1466-11 225
 1466-19 225
 1466-56 225
 1467-10 222
 1469-10 226
 1469-11 226
 1469-19 226
 1469-56 226
 1470-10 222
 1470-11 222
 1470-19 222
 1470-56 222
 1471-00 232
 1471-01 232
 1471-09 232
 1471-34 232
 1471-56 232
 1471-59 232
 1471-61 236
 1471-62 236
 1471-63 236

14

1471-64 236
 1471-66 236
 1471-67 236
 1471-68 236
 1471-69 236
 1471-70 236
 1471-71 236
 1472-00 232, 234
 1472-01 232
 1472-09 232
 1472-34 232
 1472-56 232
 1472-59 232
 1472-61 236
 1472-62 236
 1472-63 236
 1472-64 236
 1472-66 236
 1472-67 236
 1472-68 236
 1472-69 236
 1472-70 236
 1472-71 236
 1473-00 232
 1473-01 232
 1473-09 232
 1473-34 232
 1473-56 232
 1473-59 232
 1473-61 236
 1473-62 236
 1473-63 236
 1473-64 236
 1473-66 236
 1473-67 236
 1473-68 236
 1473-69 236
 1473-70 236
 1473-71 236
 1474-00 232
 1474-01 232
 1474-09 232
 1474-34 232

15

1474-56 232
 1474-59 232
 1474-61 236
 1474-62 236
 1474-63 236
 1474-64 236
 1474-66 236
 1474-67 236
 1474-68 236
 1474-69 236
 1474-70 236
 1474-71 236
 1475-00 232
 1475-01 232
 1475-09 232
 1475-34 232
 1475-56 232
 1475-59 232
 1480-10 234
 1480-11 234
 1480-12 234
 1480-20 234
 1480-21 234
 1480-22 234
 1482-10 224
 1486-10 228
 1486-11 228
 1486-19 228
 1486-56 228
 1487-10 228
 1487-11 228
 1487-19 228
 1487-56 228
 1488-00 230
 1488-06 230
 1488-09 230
 1600-01 60
 1601-01 60
 1602-01 60
 1603-01 60
 1604-01 61
 1605-01 60
 1606-01 61

16

1607-01 60
 1608-01 61
 1609-01 61
 1710-08 264
 1710-10 264
 1710-11 264
 1710-16 264
 1710-18 264
 1711-08 264
 1711-10 264
 1711-11 264
 1711-16 264
 1711-18 264
 1712-08 264
 1712-10 264
 1712-11 264
 1712-16 264
 1712-18 264
 1713-08 265
 1713-10 265
 1713-11 265
 1713-16 265
 1713-18 265
 1714-08 265
 1714-10 265
 1714-11 265
 1714-16 265
 1714-18 265
 1715-08 266
 1715-10 266
 1715-11 266
 1715-16 266
 1715-18 266
 1716-08 266
 1716-10 266
 1716-11 266
 1716-16 266
 1716-18 266
 1717-08 266
 1717-10 266
 1717-11 266
 1717-16 266
 1717-18 266

17

1718-08 265
 1718-10 265
 1718-11 265
 1718-16 265
 1718-18 265
 1723-08 264
 1723-10 264
 1723-11 264
 1723-16 264
 1723-18 264
 1724-10 264
 1724-11 264
 1724-16 264
 1724-18 264
 1725-08 265
 1725-10 265
 1725-11 265
 1725-16 265
 1725-18 265
 1726-08 265
 1726-10 265
 1726-11 265
 1726-16 265
 1726-18 265
 1727-08 266
 1727-10 266
 1727-11 266
 1727-16 266
 1727-18 266
 1728-08 266
 1728-10 266
 1728-11 266
 1728-16 266
 1728-18 266
 1731-08 268
 1731-10 268
 1731-11 268
 1731-16 268
 1731-18 268
 1733-08 268
 1733-10 268
 1733-11 268
 1733-16 268

18

1733-18 268
 1735-08 269
 1735-10 269
 1735-11 269
 1735-16 269
 1736-08 269
 1736-10 269
 1736-11 269
 1736-16 269
 1736-18 269
 1737-08 269
 1737-10 269
 1737-11 269
 1737-16 269
 1737-18 269
 1741-08 269
 1741-10 269
 1741-11 269
 1741-16 269
 1742-10 268
 1743-08 268
 1743-10 268
 1743-11 268
 1743-16 268
 1743-18 268
 1744-08 268
 1744-10 268
 1744-11 268
 1744-16 268
 1744-18 268
 1748-08 270
 1748-10 270
 1748-11 270
 1748-16 270
 1748-18 270
 1749-08 270
 1749-10 270
 1749-11 270
 1749-16 270
 1749-18 270
 1750-08 270
 1750-10 270
 1750-11 270

INDEX LIST

19

1750-16 270

 1750-18 270

 1751-08 270

 1751-10 270

 1751-11 270

 1751-16 270

 1751-18 270

 1752-08 271

 1752-10 271

 1752-11 271

 1752-16 271

 1752-18 271

 1753-08 271

 1753-10 271

 1753-11 271

 1753-16 271

 1753-18 271

 1754-08 271

 1754-10 271

 1754-11 271

 1754-16 271

 1754-18 271

 1755-08 271

 1755-10 271

 1755-11 271

 1755-16 271

 1755-18 271

 1756-08 271

 1756-10 271

 1756-11 271

 1756-16 271

 1756-18 271

 1757-08 272

 1757-10 272

 1757-11 272

 1757-16 272

 1757-18 272

 1758-08 272

 1758-10 272

 1758-11 272

 1758-16 272

 1758-18 272

 1760-08 271

20

1760-10 271

 1760-11 271

 1760-16 271

 1760-18 271

 1761-08 271

 1761-10 271

 1761-11 271

 1761-16 271

 1761-18 271

 1762-08 271

 1762-10 271

 1762-11 271

 1762-16 271

 1762-18 271

 1766-08 269

 1766-10 269

 1766-11 269

 1766-16 269

 1770-08 267

 1770-10 267

 1770-11 267

 1770-16 267

 1770-18 267

 1771-00 272

 1771-01 272

 1771-06 272

 1771-08 272

 1771-34 272

 1772-00 272

 1772-01 272

 1772-06 272

 1772-08 272

 1772-34 272

 1773-00 272

 1773-01 272

 1773-06 272

 1773-08 272

 1773-34 272

 1774-00 272

 1774-01 272

 1774-06 272

 1774-08 272

 1774-34 272

21

1775-00 272

 1775-01 272

 1775-06 272

 1775-08 272

 1775-34 272

 1786-08 271

 1786-10 271

 1786-11 271

 1786-16 271

 1786-18 271

 1787-08 271

 1787-10 271

 1787-11 271

 1787-16 271

 1787-18 271

 1800 98

 1800-00 98

 1801 98

 1801-00 98

 1802-01 97

 1803-00 97

 1804-00 97

 1806-01 97

 1807 98

 1807-00 98

 1809 98

 1809-00 98

 1810 98

 1810-01 98

 1811-01 97

 1812-00 97

 1813-01 97

 1820-00 98

 1851-00 88

 1852-00 88

 1853-00 88

 1854-00 88

 1855-00 88

 1856-00 88

 1951-01 54

 1952-01 54

 1953-01 54

 1954-01 55

22

1955-01 56

 1956-01 55

 1958-01 55

 1959-01 56

 1960-01 54

 1961-01 54

 1962-01 56

 1963-01 56

 1964-01 56

 2000-00 20

 2000-01 20

 2000-02 20

 2000-03 20

 2000-04 20

 2000-06 22

 2000-07 22

 2000-08 22

 2000-10 20

 2000-11 20

 2000-12 20

 2000-13 20

 2000-14 20

 2000-16 22

 2000-17 22

 2000-18 22

 2000-19 22

 2000-20 22

 2000-21 22

 2000-22 22

 2000-23 22

 2000-24 23

 2000-25 23

 2000-26 23

 2000-27 21

 2000-28 21

 2000-29 23

 2000-30 23

 2000-31 23

 2000-32 21

 2000-33 21

 2000-34 21

 2000-36 24

 2000-37 24

23

2000-38 24

 2000-39 24

 2000-40 21

 2000-42 38

 2000-46 22

 2000-47 22

 2000-48 20

 2000-50 20

 2001-00 16, 19

 2002-00 16, 19

 2003-00 16, 19

 2004-00 16, 19

 2011-00 16, 18

 2012-00 16, 18

 2013-00 16, 18

 2014-00 16, 18

 2014-10 19

 2201-01 64, 66

 2202-01 64, 66

 2203-01 66

 2204-01 67

 2205-01 68

 2206-01 68

 2207-01 67

 2208-01 67

 2209-01 68

 2302-00 12

 2302-01 10

 2302-01 13

 2303-00 12

 2303-01 10, 13

 2303-10 12

 2304-00 12

 2304-01 10, 13

 2304-10 12

 2304-11 13

 2305-00 12

 2305-01 10, 13

 2305-10 12

 2305-11 13

 2306-01 10, 13

 2306-10 13

 2306-11 13

24

2342-00 12

 2344-00 10, 12

 2351-00 42

 2351-01 42

 2351-02 42

 2352-00 42

 2352-01 42

 2352-02 42

 2353-00 42

 2353-01 42

 2353-02 42

 2354-00 42

 2354-01 42

 2354-02 42

 2355-00 42

 2355-01 42

 2355-02 42

 2401-01 46

 2402-01 46

 2402-03 48

 2402-05 48

 2402-07 48

 2403-00 46

 2403-01 46

 2403-03 48

 2403-05 48

 2403-07 48

 2404-00 46

 2404-01 46

 2405-00 47

 2405-01 47

 2406-00 47

 2406-01 47

 2407-00 47

 2407-01 47

 2408-00 47

 2408-01 47

 2411-01 49

 2412-01 49

 2413-00 49

 2413-01 49

 2414-00 49

 2414-01 49

INDEX LIST

25

2415-00 50
 2415-01 50
 2416-00 50
 2416-01 50
 2417-00 50
 2417-01 50
 2423-00 46
 2501-00 28
 2501-01 28
 2502-00 28
 2502-01 28
 2503-00 28
 2503-01 28
 2505-00 28
 2505-01 28
 2505-20 29
 2505-21 29
 2506-00 28
 2506-01 28
 2506-20 29
 2506-21 29
 2511-00 32
 2511-01 32
 2512-00 32
 2512-01 32
 2513-00 32
 2513-01 32
 2515-00 32
 2515-01 32
 2516-00 32
 2516-01 32
 2603-00 243
 2603-01 243
 2603-06 243
 2603-08 243
 2604-00 243
 2604-01 243
 2604-06 243
 2604-08 243
 2607-00 243
 2607-01 243
 2607-06 243
 2607-08 243

26

2610-00 240
 2610-01 240
 2610-06 240
 2610-08 240
 2611-00 240
 2611-01 240
 2611-06 240
 2611-08 240
 2612-00 240
 2612-01 240
 2612-06 240
 2612-08 240
 2613-00 241
 2613-01 241
 2613-06 241
 2613-08 241
 2614-00 241
 2614-01 241
 2614-06 241
 2614-08 241
 2615-00 242
 2615-01 242
 2615-06 242
 2615-08 242
 2616-00 242
 2616-01 242
 2616-06 242
 2616-08 242
 2617-00 242
 2617-01 242
 2617-06 242
 2617-08 242
 2618-00 241
 2618-01 241
 2618-06 241
 2618-08 241
 2623-00 240
 2623-01 240
 2623-06 240
 2623-08 240
 2624-00 240
 2624-01 240
 2624-06 240

27

2624-08 240
 2625-00 241
 2625-01 241
 2625-06 241
 2625-08 241
 2626-00 241
 2626-01 241
 2626-06 241
 2626-08 241
 2627-00 242
 2627-01 242
 2627-06 242
 2627-08 242
 2628-00 242
 2628-01 242
 2628-06 242
 2628-08 242
 2633-00 244
 2633-01 244
 2633-06 244
 2633-08 244
 2636-00 245
 2636-01 245
 2636-06 245
 2636-08 245
 2637-00 245
 2637-01 245
 2637-06 245
 2637-08 245
 2638-00 245
 2638-01 245
 2638-06 245
 2638-08 245
 2640-00 244
 2640-01 244
 2640-06 244
 2640-08 244
 2642-00 244
 2643-00 244
 2643-01 244
 2643-06 244
 2643-08 244
 2644-00 244

28

2644-01 244
 2644-06 244
 2644-08 244
 2648-00 246
 2648-01 246
 2648-06 246
 2648-08 246
 2649-00 246
 2649-01 246
 2649-06 246
 2649-08 246
 2650-00 246
 2650-01 246
 2650-06 246
 2650-08 246
 2651-00 246
 2651-01 246
 2651-06 246
 2651-08 246
 2652-00 247
 2652-01 247
 2652-06 247
 2652-08 247
 2653-00 247
 2653-01 247
 2653-06 247
 2653-08 247
 2654-00 247
 2654-01 247
 2654-06 247
 2654-08 247
 2655-00 247
 2655-01 247
 2655-06 247
 2655-08 247
 2656-00 247
 2656-01 247
 2656-06 247
 2656-08 247
 2657-00 248
 2657-01 248
 2657-06 248
 2657-08 248

29

2658-00 248
 2658-01 248
 2658-06 248
 2658-08 248
 2659-00 246
 2659-01 246
 2659-06 246
 2659-08 246
 2660-00 247
 2660-01 247
 2660-06 247
 2660-08 247
 2661-00 247
 2661-01 247
 2661-06 247
 2661-08 247
 2662-00 247
 2662-01 247
 2662-06 247
 2662-08 247
 2666-00 245
 2666-01 245
 2666-06 245
 2666-08 245
 2671-00 249
 2671-01 249
 2671-06 249
 2671-08 249
 2671-61 250
 2671-62 250
 2671-67 250
 2672-00 249
 2672-01 249
 2672-06 249
 2672-08 249
 2672-61 250
 2672-62 250
 2672-67 250
 2673-00 249
 2673-01 249
 2673-06 249
 2673-08 249
 2673-61 250

30

2673-62 250
 2673-67 250
 2674-00 249
 2674-01 249
 2674-06 249
 2674-08 249
 2675-00 249
 2675-01 249
 2675-06 249
 2675-08 249
 2686-00 247
 2686-01 247
 2686-06 247
 2686-08 247
 2687-00 247
 2687-01 247
 2687-06 247
 2687-08 247
 2700-02 149
 2701-00 132
 2701-01 142
 2702-00 132
 2703-00 132
 2703-01 142
 2703-02 149
 2704-00 133
 2705-00 133
 2705-01 143
 2705-02 150
 2706-00 133
 2707-00 134
 2707-01 143
 2707-02 150
 2708-00 134
 2709-00 134
 2710-00 135
 2711-00 135
 2711-01 144
 2711-02 150
 2712-00 135
 2712-01 144
 2713-00 136
 2714-00 136

INDEX LIST

31

2716-00	137
2716-01	144
2716-02	151
2717-00	137
2717-01	145
2718-00	137
2718-01	145
2719-00	138
2719-01	145
2720-00	138
2720-01	146
2721-00	138
2721-01	146
2721-02	151
2722-00	139
2722-02	151
2723-00	139
2723-01	146
2723-02	152
2724-00	139
2724-01	147
2724-02	152
2725-00	140
2725-01	147
2726-00	140
2726-01	147
2727-00	140
2727-01	148
2728-02	149
2749-00	141
2750-00	141
2751-00	141
2752-00	141
2753-00	153
2753-01	153
2753-02	153
2754-00	153
2754-01	153
2754-02	153
2755-00	153, 158
2755-01	153
2755-02	153
3010-00	254

32

3010-06	254
3010-08	254
3011-00	254
3011-06	254
3011-08	254
3012-00	254
3012-06	254
3012-08	254
3013-00	255
3013-06	255
3013-08	255
3014-00	255
3014-06	255
3014-08	255
3015-00	256
3015-06	256
3015-08	256
3018-00	255
3018-06	255
3018-08	255
3023-00	254
3023-06	254
3023-08	254
3024-00	254
3024-06	254
3024-08	254
3025-00	255
3025-06	255
3025-08	255
3026-00	255
3026-06	255
3026-08	255
3027-00	256
3027-06	256
3027-08	256
3028-00	256
3028-06	256
3028-08	256
3031-00	257
3031-06	257
3031-08	257
3033-00	257
3033-06	257

33

3033-08	257
3035-00	258
3035-06	258
3035-08	258
3036-00	257
3036-06	257
3036-08	257
3041-00	258
3041-06	258
3041-08	258
3043-00	257
3043-06	257
3043-08	257
3044-00	257
3044-06	257
3044-08	257
3071-00	259
3071-06	259
3071-08	259
3072-00	259
3072-06	259
3072-08	259
3073-00	259
3073-06	259
3073-08	259
3087-00	258
3087-06	258
3087-08	258
3207-00	212
3207-06	212
3207-09	212
3210-00	210
3210-06	210
3210-09	210
3211-00	210
3211-06	210
3211-09	210
3212-00	210
3212-06	210
3212-09	210
3213-00	211
3213-06	211
3213-09	211

34

3214-00	211
3214-06	211
3214-09	211
3215-00	212
3215-06	212
3215-09	212
3216-00	211
3216-06	211
3216-09	211
3218-00	211
3218-06	211
3218-09	211
3223-00	210
3223-06	210
3223-09	210
3224-00	210
3224-06	210
3224-09	210
3225-00	211
3225-06	211
3225-09	211
3234-10	213
3234-16	213
3234-19	213
3235-00	213
3235-06	213
3235-09	213
3236-10	213
3236-16	213
3236-19	213
3243-10	213
3243-16	213
3243-19	213
3248-10	214
3248-16	214
3248-19	214
3249-10	214
3249-16	214
3249-19	214
3253-10	214
3253-16	214
3253-19	214
3257-10	215

35

3257-16	215
3257-19	215
3258-10	215
3258-16	215
3258-19	215
3260-10	214
3260-16	214
3260-19	214
3270-10	212
3270-16	212
3270-19	212
3271-00	216
3271-02	216
3271-03	216
3271-06	216
3271-09	216
3271-61	217
3271-62	217
3271-63	217
3271-72	217
3272-00	216
3272-02	216
3272-03	216
3272-06	216
3272-09	216
3272-61	217
3272-62	217
3272-63	217
3272-72	217
3273-00	216
3273-02	216
3273-03	216
3273-06	216
3273-09	216
3273-61	217
3273-62	217
3273-63	217
3273-72	217
3274-00	216
3274-02	216
3274-03	216
3274-06	216
3274-09	216

36

3274-61	217
3274-62	217
3274-63	217
3274-72	217
3286-10	214
3286-16	214
3286-19	214
3287-10	215
3287-16	215
3287-19	215
3288-00	215
3288-06	215
3288-09	215
3301-00	93
3313-00	113
3600-10	38
3600-11	38
3600-12	38
3600-27	38
3600-46	38
3605-00	36
3605-20	36
3606-00	36
3606-20	36
3615-00	37
3615-20	37
3616-00	37
3616-20	37
3710-00	199
3711-00	199
3712-00	199
3713-00	199
3714-00	199
3715-00	199
3733-00	200
3737-00	200
3738-00	200
3740-00	200
3743-00	200
3744-00	200
6200-00	80
6200-01	80
6200-02	80

INDEX LIST

37

6200-03 80

 6211-00 76

 6212-00 77

 6213-00 77

 6213-10 77

 6214-00 76

 6214-10 76

 6215-00 76

 6216-00 77

 6216-10 77

 6216-20 77

 6221-00 72

 6222-00 72

 6223-00 72

 6231-00 72

 6232-00 72

 6240-00 73

 6240-01 73

 6241-00 73

 6242-00 73

 6243-00 73

 6244-00 73

 6250-00 75

 6250-01 75

 6251-00 74

 6256-00 74

 6257-00 74

 6258-00 74

 6259-10 74

 6261-00 75

 6262-00 75

 6263-00 75

 6264-00 75

 6271-00 78

 6271-20 79

 6272-00 78

 6272-20 79

 6273-00 78

 6273-20 79

 6274-00 78

 6274-20 79

 6275-00 78

 6275-20 79

38

6276-00 78

 6276-20 79

 7000-10 81

 7001-10 81

 7002-10 81

 7010-10 81

 7011-10 81

 7012-10 81

 09446-00 93

 09447-00 93

 09448-00 93

 09460-00 96

 09461-00 96

 09462-00 96

 09463-00 96

 09464-00 96

 09465-00 95

 09466-00 95

 09467-00 95

 09468-00 95

 9469-00 95

 020502-00 113

 020902-00 113

 024003-00 93

 028402-00 114

 028403-00 114

 028403-01 114

 028404-00 113

 143603-00 225

 148103-00 224

 167596 7

 173603-00 270

 178465 7

 178467 7

 178469 6

 178470 6

 178471 6

 178472 6

 178473 6

 178474 7

 178475 7

 178476 7

39

178477 7

 190410-00 55

 194000 8

 194001 6

 194002 6

 194004 6

 194005 6

 194006 6

 194007 6

 194008 6

 194009 6

 194011 6

 194013 7

 194014 7

 235753 7

 235760 7

 235776 7

 235784 7

 241094 7

 241114 7

 241174 7

 241425 7

 263603-00 245

 269607 6

 269608 6

 270340 6

 270341 6

 270342 6

 270350 6

 270352 6

 270353 6

 270354 6

 270406 6

 270408 6

 270409 6

 270410 6

 270411 6

 270420 6

 270421 6

 270422 6

 270423 6

 276284 8

 3040115 112

40

L

 LK-713L 8

 W

 WI001490 92

 WI008017 92

 WI008048 92

 WI008116 92

 WI008130 92

 WI008147 92

 WI014919 92

 WI080112 92

 WI080129 92

 WI080136 92

 WI080419 92

 WI080426 92

 WI080433 92

 WI081119 92

 WI081133 92

 WI081140 92

 WI081317 92

 WI081331 92

 WI081348 92

 WI081423 92

 WI081454 92

 WI081461 92

 X

 X100034 82

 X100058 82

 X100096 82

 X100119 82

 X100256 83

 X100270 83

 X100300 83

 X100324 83

 X100454 82

 X100461 82

 X100485 82

 X100492 82

 X1149290 84

 X1419190 84

 X1473292 84

 X1479291 84

 X1519100 85

41

X1519140 85

 X1519150 85

 X1579202 85

 X1579242 85

 X1579252 85

 XD31S20 83

 XK31S20 83

 XK53S53 82

 XS31S20 83

 XS53S35 82

42



ELEKTRO-PLAST

ELEKTRO-PLAST

TADEUSZ CZACHOROWSKI SP. J.

05-190 Nasielsk, ul. Płońska 18

POLAND

tel. +48 (23) 693 39 00

fax +48 (23) 693 39 02

Dział handlowy

tel. +48 (23) 693 39 20

tel. +48 (23) 693 39 21

fax +48 (23) 693 39 22

www.elektro-plast.com.pl

info@elektro-plast.com.pl